

DAILY REPORT

4/28/2021

(Data from Tuesday, April 27, 2021)

SINGLE ADULTS	
Drop-in Center Clients Served	410
Drop-in Center Overnight Census	137
Faith Bed Census	28
Outreach Contacts	338
Outreach Placements	13
Safe Haven Utilization	1119
Veterans In Short-term Housing	207
Criminal Justice Short-term Housing	99

FAMILY INTAKE	
Families Requesting Temporary Housing at PATH	120
Adult Families Requesting Temporary Housing at AFIC	21
Families Placed in Overnight Accommodations	0
Families w/children at PATH Overnight (pre 10PM)	0

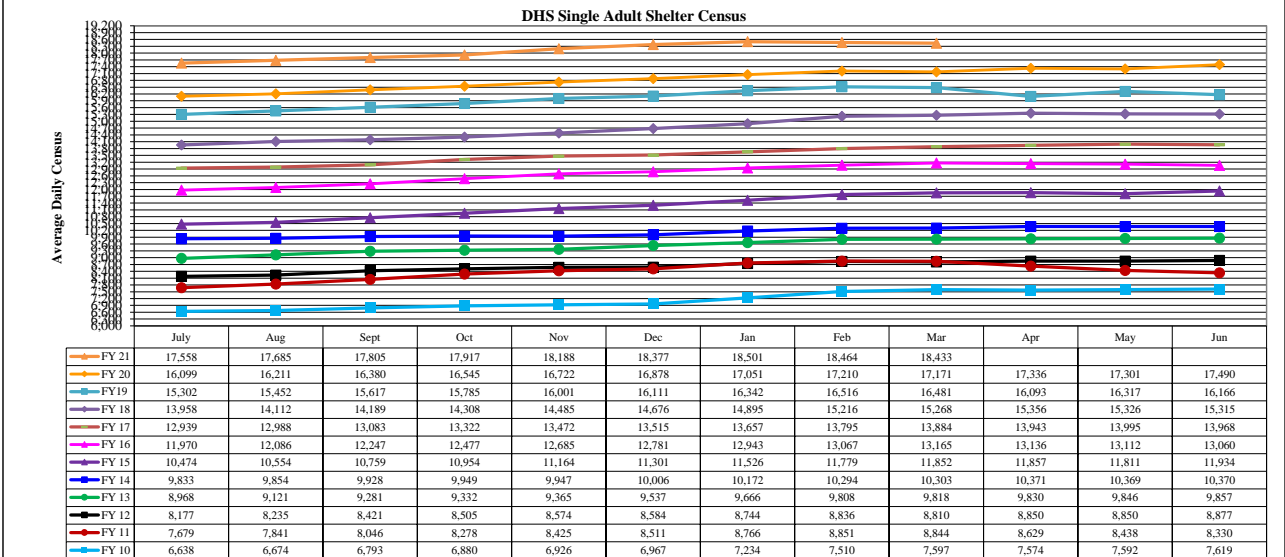
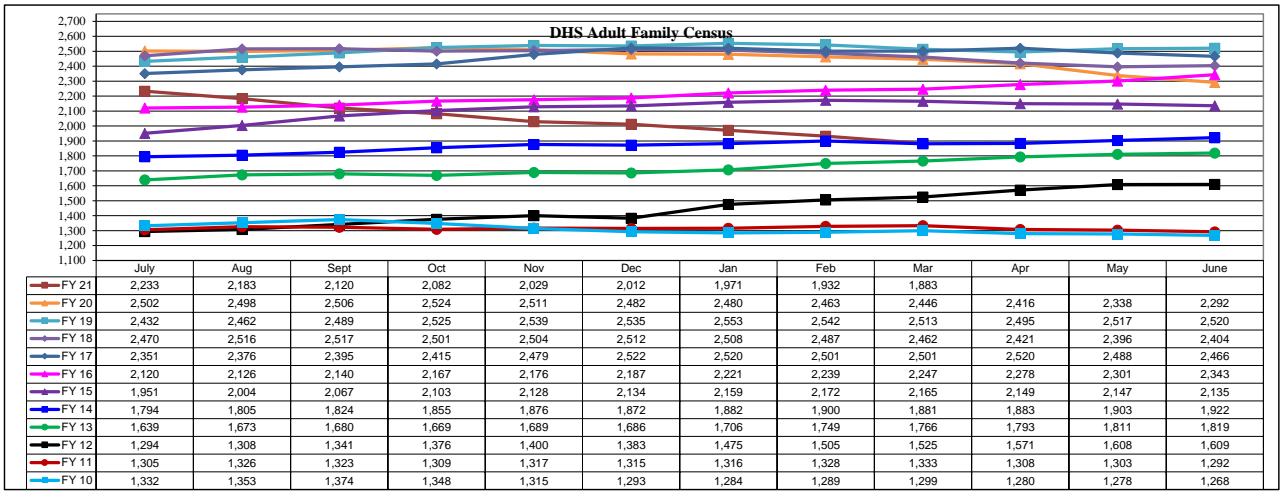
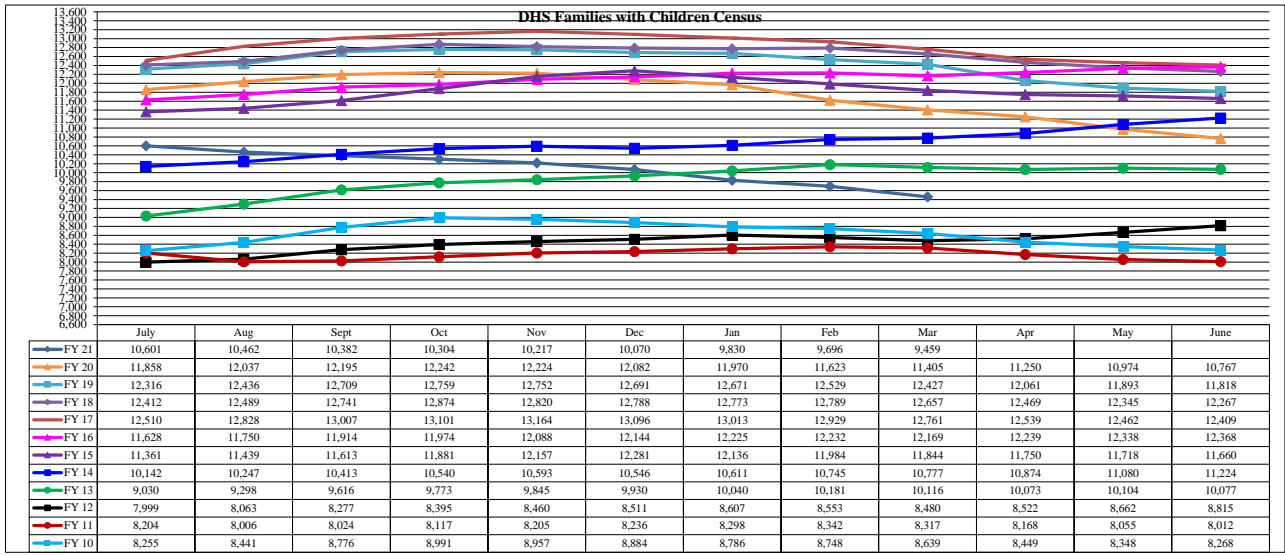
TOTAL SHELTER CENSUS	
Adults	33,733
Children	15,789
Total Individuals	49,522

SINGLE ADULTS	
Men	13,605
Women	4,353
Total Single Adults	17,958

FAMILIES WITH CHILDREN	
Families	9,076
Adults	11,950
Children	15,789
Individuals	27,739

ADULT FAMILIES CENSUS	
Families	1,816
Individuals (Adults)	3,825

x



*Due to data conversion the average monthly census for December 2011 and January 2012 for Families with Children and Adult Families is based upon data for a partial month.