

DAILY REPORT

2/10/2020

(Data from Sunday, February 09, 2020)

SINGLE ADULTS	
Drop-in Center Clients Served	655
Drop-in Center Overnight Census	253
Faith Bed Census	132
Outreach Contacts	315
Outreach Placements	11
Safe Haven Utilization	1069
Veterans In Short-term Housing	251
Criminal Justice Short-term Housing	211

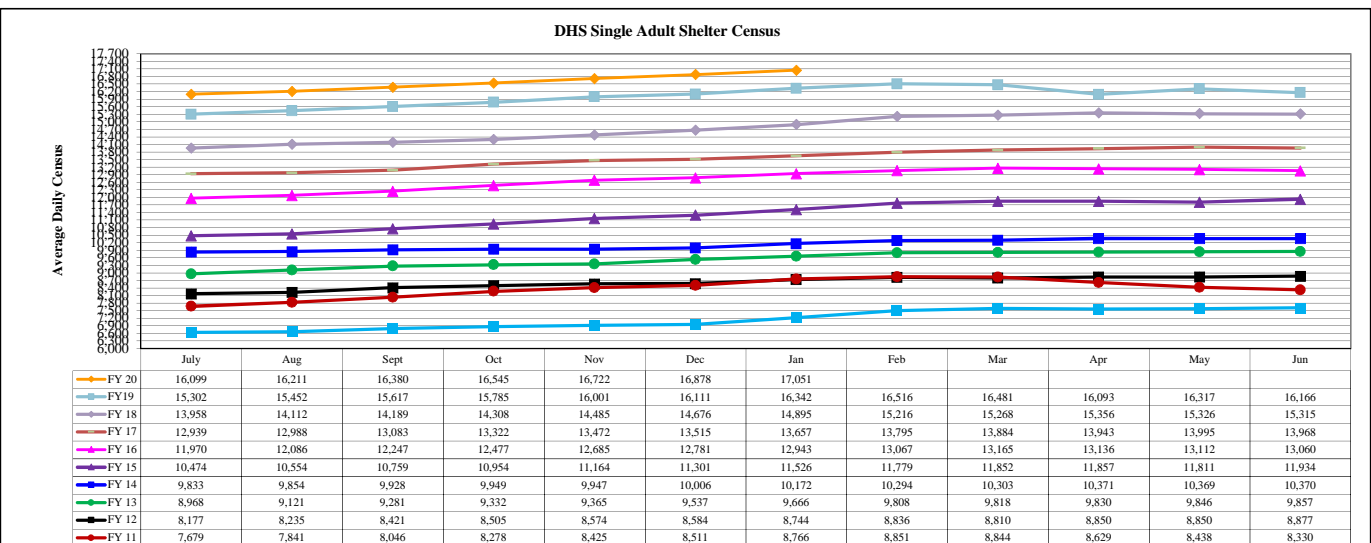
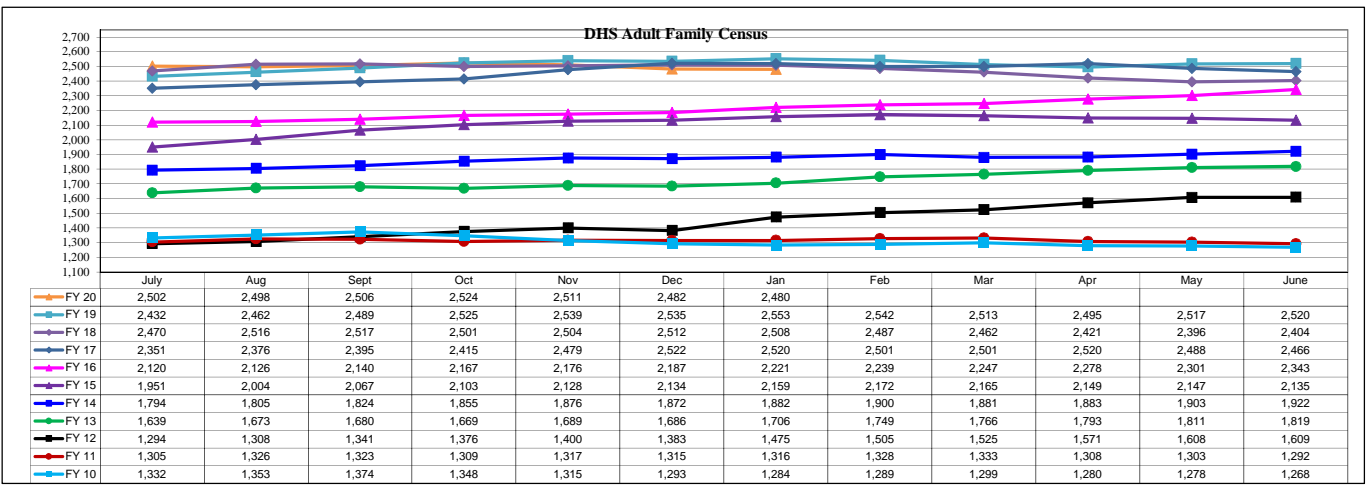
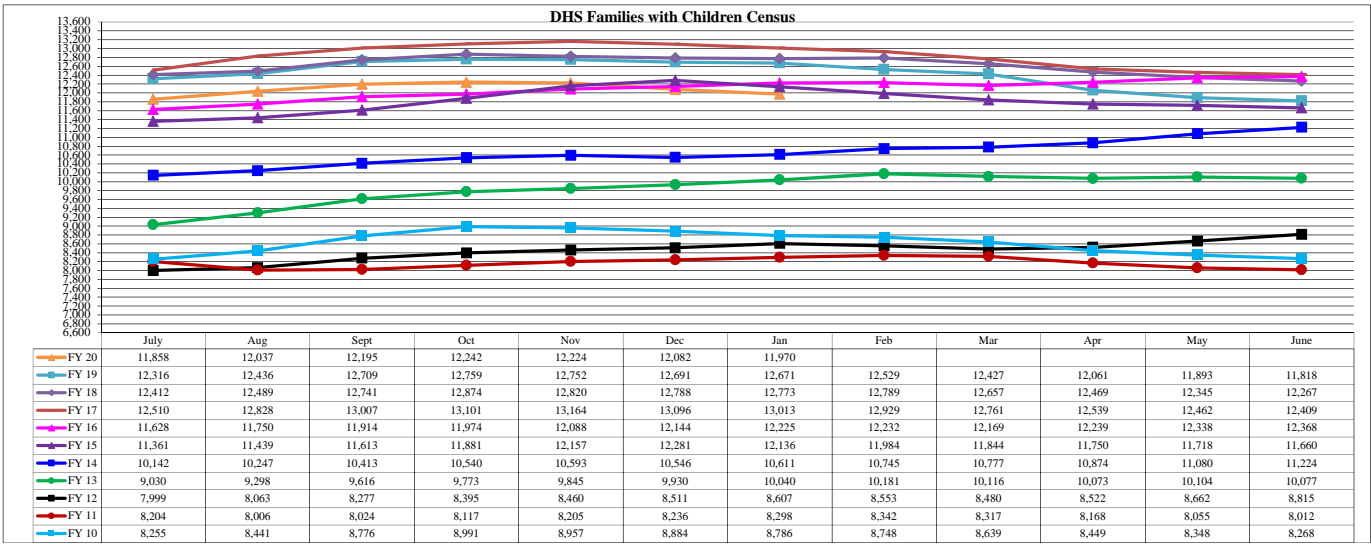
FAMILY INTAKE	
Families Requesting Temporary Housing at PATH	67
Adult Families Requesting Temporary Housing at AFIC	10
Families Placed in Overnight Accommodations	0
Families w/children at PATH Overnight (pre 10PM)	0

TOTAL SHELTER CENSUS	
Adults	38,043
Children	20,871
Total Individuals	58,914

SINGLE ADULT SHELTER CENSUS	
Men	12,505
Women	4,700
Total Single Adults	17,205

FAMILIES WITH CHILDREN CENSUS	
Families	11,639
Adults	15,627
Children	20,871
Individuals	36,498

ADULT FAMILIES CENSUS	
Families	2,471
Individuals (Adults)	5,211



DAILY REPORT

2/11/2020

(Data from Monday, February 10, 2020)

SINGLE ADULTS	
Drop-in Center Clients Served	626
Drop-in Center Overnight Census	239
Faith Bed Census	179
Outreach Contacts	435
Outreach Placements	20
Safe Haven Utilization	1065
Veterans In Short-term Housing	243
Criminal Justice Short-term Housing	221

FAMILY INTAKE	
Families Requesting Temporary Housing at PATH	116
Adult Families Requesting Temporary Housing at AFIC	14
Families Placed in Overnight Accommodations	0
Families w/children at PATH Overnight (pre 10PM)	0

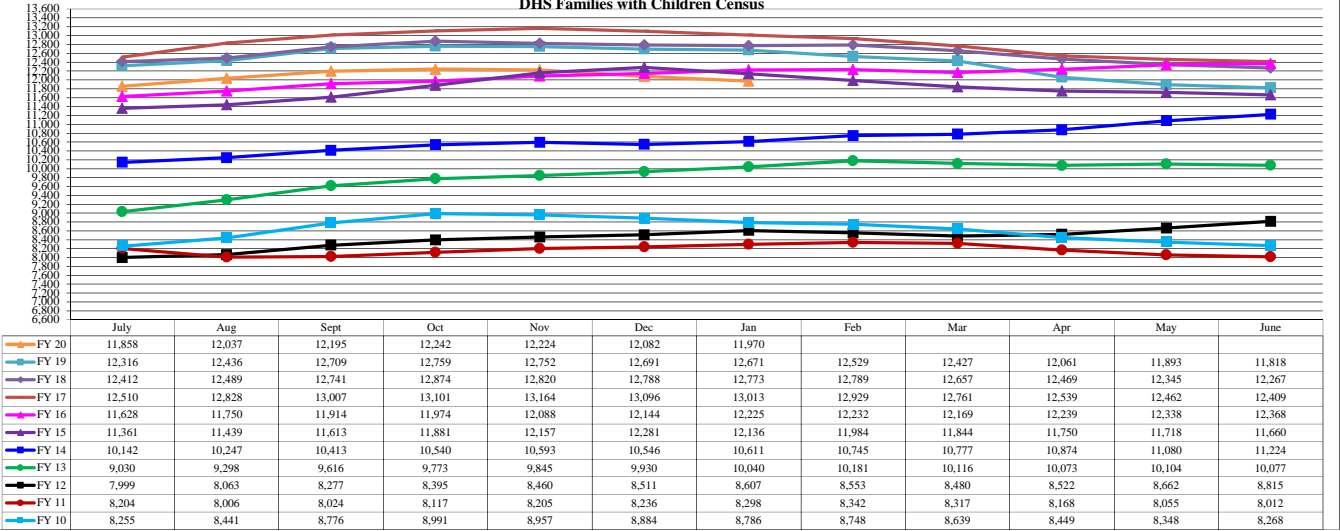
TOTAL SHELTER CENSUS	
Adults	38,018
Children	20,854
Total Individuals	58,872

SINGLE ADULT SHELTER CENSUS	
Men	12,503
Women	4,701
Total Single Adults	17,204

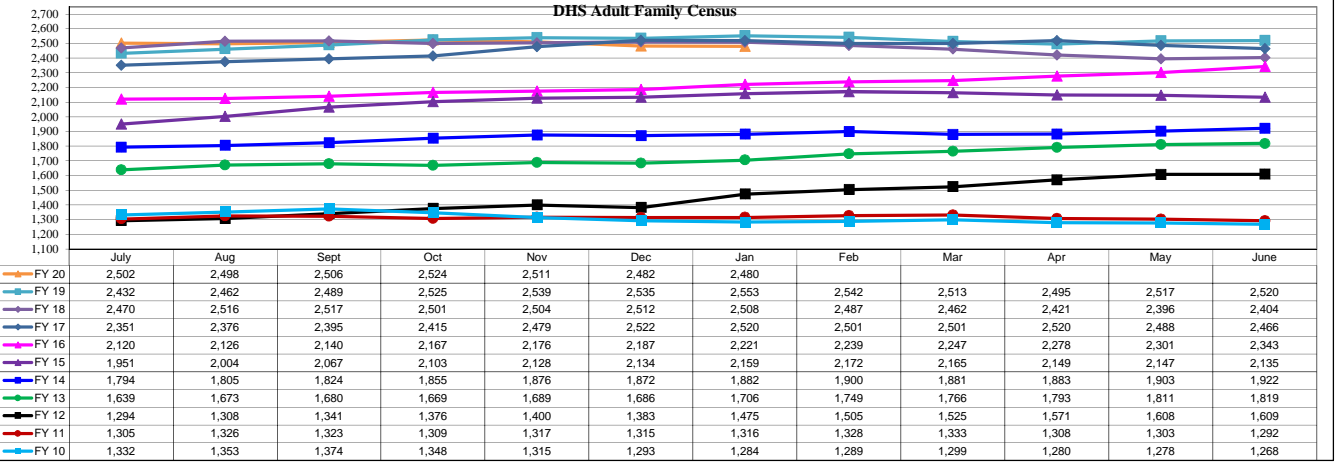
FAMILIES WITH CHILDREN CENSUS	
Families	11,619
Adults	15,601
Children	20,854
Individuals	36,455

ADULT FAMILIES CENSUS	
Families	2,472
Individuals (Adults)	5,213

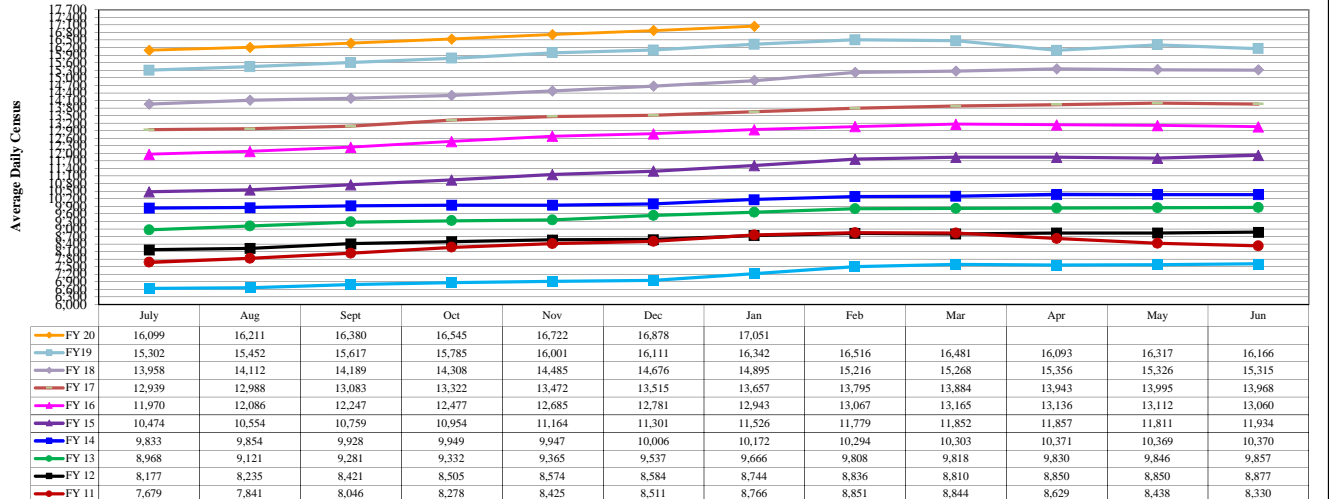
DHS Families with Children Census



DHS Adult Family Census



DHS Single Adult Shelter Census



DAILY REPORT

2/12/2020

(Data from Tuesday, February 11, 2020)

SINGLE ADULTS		FAMILY INTAKE		Code Blue
Drop-in Center Clients Served	616	Families Requesting Temporary Housing at PATH	121	
Drop-in Center Overnight Census	238	Adult Families Requesting Temporary Housing at AFIC	20	
Faith Bed Census	165	Families Placed in Overnight Accommodations	0	
Outreach Contacts	438	Families w/children at PATH Overnight (pre 10PM)	0	
Outreach Placements	19			
Safe Haven Utilization	1067			
Veterans In Short-term Housing	244			
Criminal Justice Short-term Housing	227			

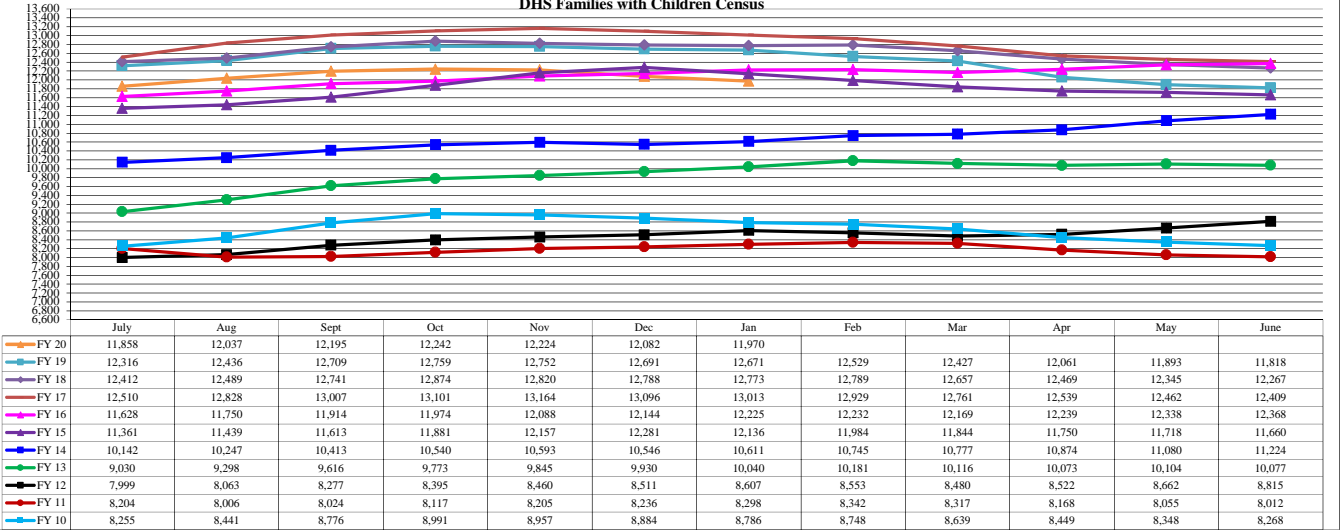
TOTAL SHELTER CENSUS	
Adults	38,032
Children	20,868
Total Individuals	58,900

SINGLE ADULT SHELTER CENSUS	
Men	12,522
Women	4,702
Total Single Adults	17,224

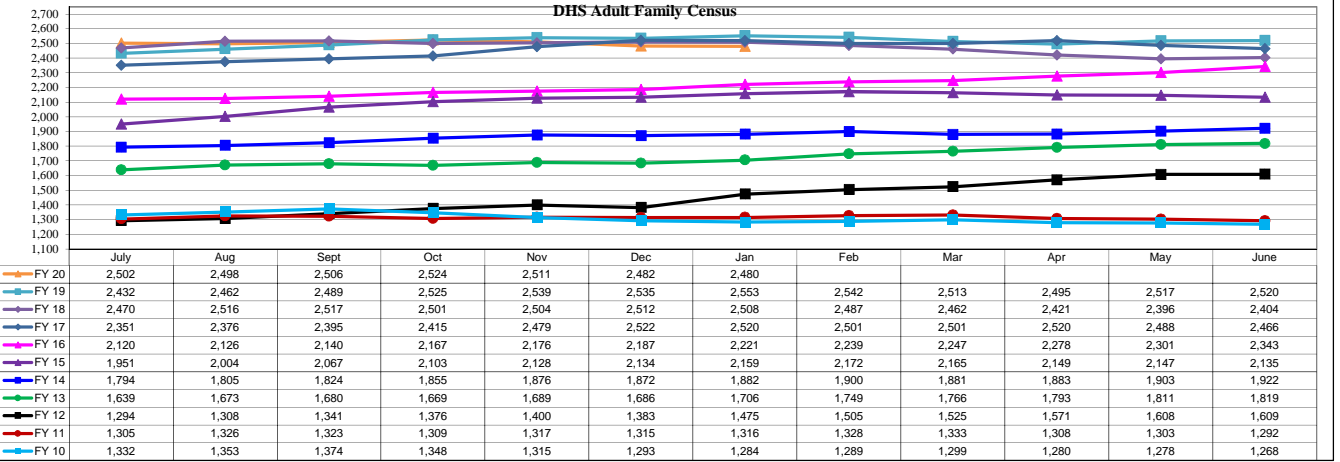
FAMILIES WITH CHILDREN CENSUS	
Families	11,627
Adults	15,613
Children	20,868
Individuals	36,481

ADULT FAMILIES CENSUS	
Families	2,463
Individuals (Adults)	5,195

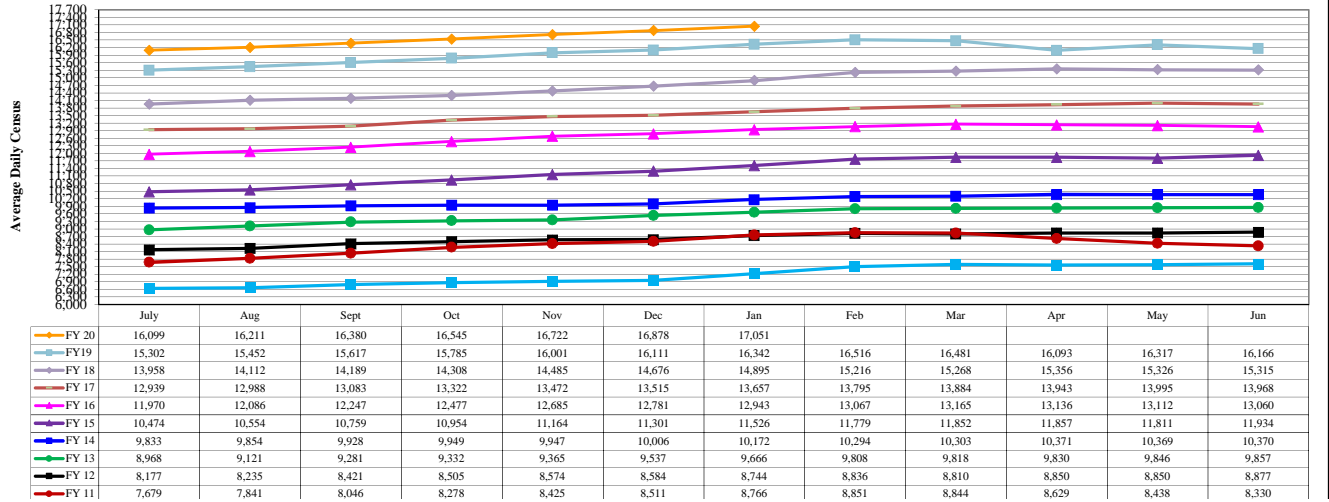
DHS Families with Children Census



DHS Adult Family Census



DHS Single Adult Shelter Census



DAILY REPORT

2/13/2020

(Data from Wednesday, February 12, 2020)

Code Blue

SINGLE ADULTS	
Drop-in Center Clients Served	596
Drop-in Center Overnight Census	244
Faith Bed Census	164
Outreach Contacts	495
Outreach Placements	19
Safe Haven Utilization	1065
Veterans In Short-term Housing	241
Criminal Justice Short-term Housing	226

FAMILY INTAKE	
Families Requesting Temporary Housing at PATH	109
Adult Families Requesting Temporary Housing at AFIC	20
Families Placed in Overnight Accommodations	0
Families w/children at PATH Overnight (pre 10PM)	0

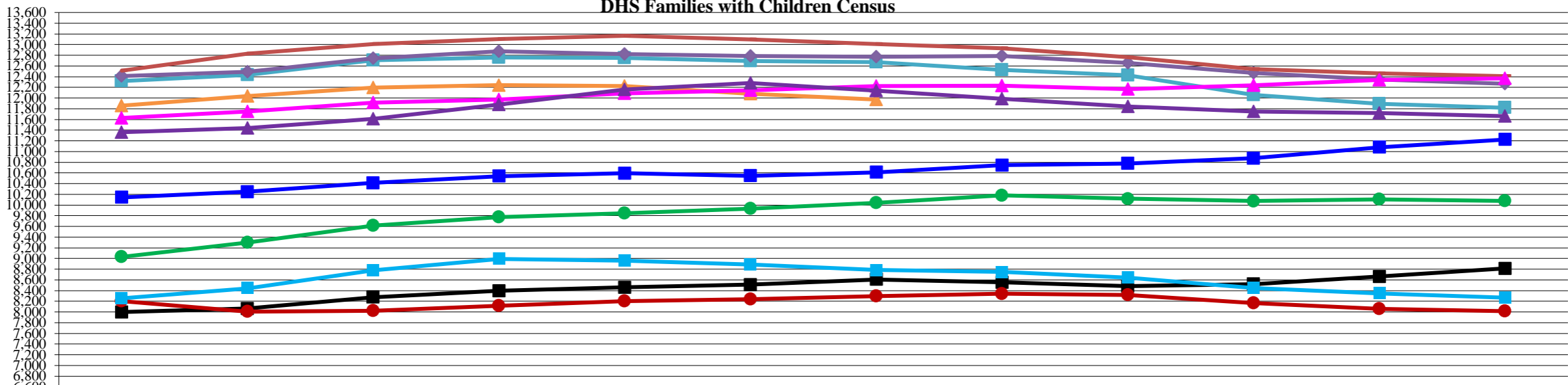
TOTAL SHELTER CENSUS	
Adults	38,013
Children	20,850
Total Individuals	58,863

SINGLE ADULT SHELTER CENSUS	
Men	12,504
Women	4,710
Total Single Adults	17,214

FAMILIES WITH CHILDREN CENSUS	
Families	11,613
Adults	15,592
Children	20,850
Individuals	36,442

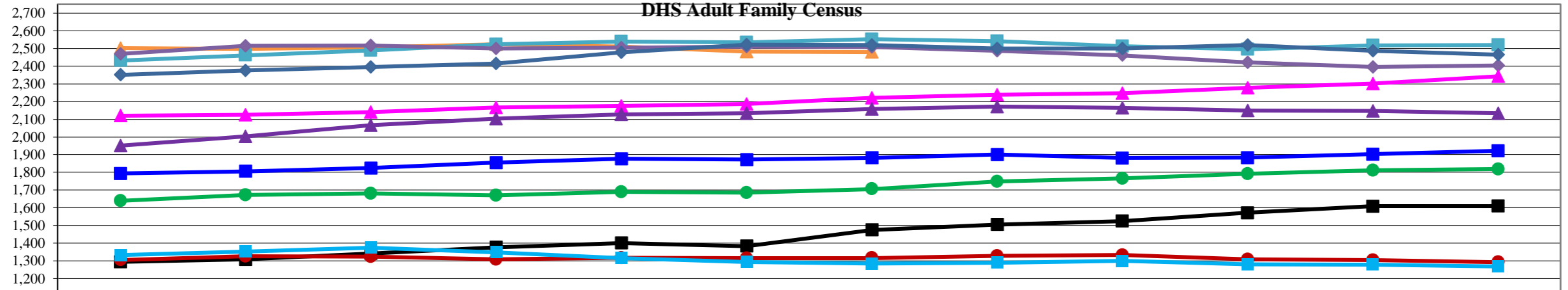
ADULT FAMILIES CENSUS	
Families	2,470
Individuals (Adults)	5,207

DHS Families with Children Census



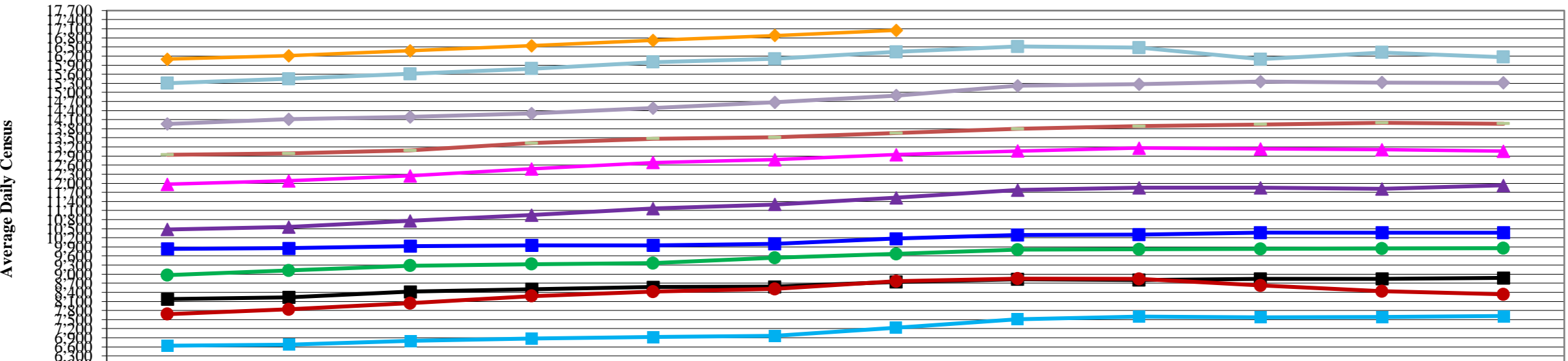
	July	Aug	Sept	Oct	Nov	Dec	Jan	Feb	Mar	Apr	May	June
FY 20	11,858	12,037	12,195	12,242	12,224	12,082	11,970					
FY 19	12,316	12,436	12,709	12,759	12,752	12,691	12,671	12,529	12,427	12,061	11,893	11,818
FY 18	12,412	12,489	12,741	12,874	12,820	12,788	12,773	12,789	12,657	12,469	12,345	12,267
FY 17	12,510	12,828	13,007	13,101	13,164	13,096	13,013	12,929	12,761	12,539	12,462	12,409
FY 16	11,628	11,750	11,914	11,974	12,088	12,144	12,225	12,232	12,169	12,239	12,338	12,368
FY 15	11,361	11,439	11,613	11,881	12,157	12,281	12,136	11,984	11,844	11,750	11,718	11,660
FY 14	10,142	10,247	10,413	10,540	10,593	10,546	10,611	10,745	10,777	10,874	11,080	11,224
FY 13	9,030	9,298	9,616	9,773	9,845	9,930	10,040	10,181	10,116	10,073	10,104	10,077
FY 12	7,999	8,063	8,277	8,395	8,460	8,511	8,607	8,553	8,480	8,522	8,662	8,815
FY 11	8,204	8,006	8,024	8,117	8,205	8,236	8,298	8,342	8,317	8,168	8,055	8,012
FY 10	8,255	8,441	8,776	8,991	8,957	8,884	8,786	8,748	8,639	8,449	8,348	8,268

DHS Adult Family Census



	July	Aug	Sept	Oct	Nov	Dec	Jan	Feb	Mar	Apr	May	June
FY 20	2,502	2,498	2,506	2,524	2,511	2,482	2,480					
FY 19	2,432	2,462	2,489	2,525	2,539	2,535	2,553	2,542	2,513	2,495	2,517	2,520
FY 18	2,470	2,516	2,517	2,501	2,504	2,512	2,508	2,487	2,462	2,421	2,396	2,404
FY 17	2,351	2,376	2,395	2,415	2,479	2,522	2,520	2,501	2,501	2,520	2,488	2,466
FY 16	2,120	2,126	2,140	2,167	2,176	2,187	2,221	2,239	2,247	2,278	2,301	2,343
FY 15	1,951	2,004	2,067	2,103	2,128	2,134	2,159	2,172	2,165	2,149	2,147	2,135
FY 14	1,794	1,805	1,824	1,855	1,876	1,872	1,882	1,900	1,881	1,883	1,903	1,922
FY 13	1,639	1,673	1,680	1,669	1,689	1,686	1,706	1,749	1,766	1,793	1,811	1,819
FY 12	1,294	1,308	1,341	1,376	1,400	1,383	1,475	1,505	1,525	1,571	1,608	1,609
FY 11	1,305	1,326	1,323	1,309	1,317	1,315	1,316	1,328	1,333	1,308	1,303	1,292
FY 10	1,332	1,353	1,374	1,348	1,315	1,293	1,284	1,289	1,299	1,280	1,278	1,268

DHS Single Adult Shelter Census



	July	Aug	Sept	Oct	Nov	Dec	Jan	Feb	Mar	Apr	May	Jun
FY 20	16,099	16,211	16,380	16,545	16,722	16,878	17,051					
FY 19	15,302	15,452	15,617	15,785	16,001	16,111	16,342	16,516	16,481	16,093	16,317	16,166
FY 18	13,958	14,112	14,189	14,308	14,485	14,676	14,895	15,216	15,268	15,356	15,326	15,315
FY 17	12,939	12,988	13,083	13,322	13,472	13,515	13,657	13,795	13,884	13,943	13,995	13,968
FY 16	11,970	12,086	12,247	12,477	12,685	12,781	12,943	13,067	13,165	13,136	13,112	13,060
FY 15	10,474	10,554	10,759	10,954	11,164	11,301	11,526	11,779	11,852	11,857	11,811	11,934
FY 14	9,833	9,854	9,928	9,949	9,947	10,006	10,172	10,294	10,303	10,371	10,369	10,370
FY 13	8,968	9,121	9,281	9,332	9,365	9,537	9,666	9,808	9,818	9,830	9,846	9,857
FY 12	8,177	8,235	8,421	8,505	8,574	8,584	8,744	8,836	8,810	8,850	8,850	8,877
FY 11	7,679	7,841	8,046	8,278	8,425	8,511	8,766	8,851	8,844	8,629	8,438	8,330

DAILY REPORT

2/14/2020

(Data from Thursday, February 13, 2020)

SINGLE ADULTS			FAMILY INTAKE		Code Blue
Drop-in Center Clients Served	484	Incomplete (4)	Families Requesting Temporary Housing at PATH		79
Drop-in Center Overnight Census	201	Incomplete (4)	Adult Families Requesting Temporary Housing at AFIC		17
Faith Bed Census	125	Incomplete (4)	Families Placed in Overnight Accommodations		0
Outreach Contacts	413		Families w/children at PATH Overnight (pre 10PM)		0
Outreach Placements	22				
Safe Haven Utilization	1066				
Veterans In Short-term Housing	246				
Criminal Justice Short-term Housing	226				

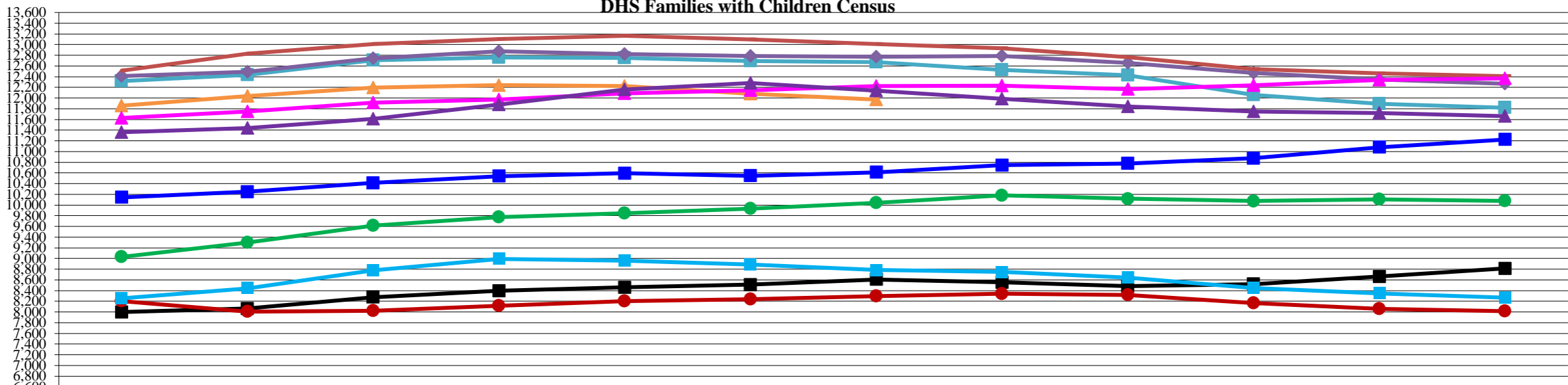
TOTAL SHELTER CENSUS	
Adults	38,042
Children	20,874
Total Individuals	58,916

SINGLE ADULT SHELTER CENSUS	
Men	12,527
Women	4,712
Total Single Adults	17,239

FAMILIES WITH CHILDREN CENSUS	
Families	11,624
Adults	15,603
Children	20,874
Individuals	36,477

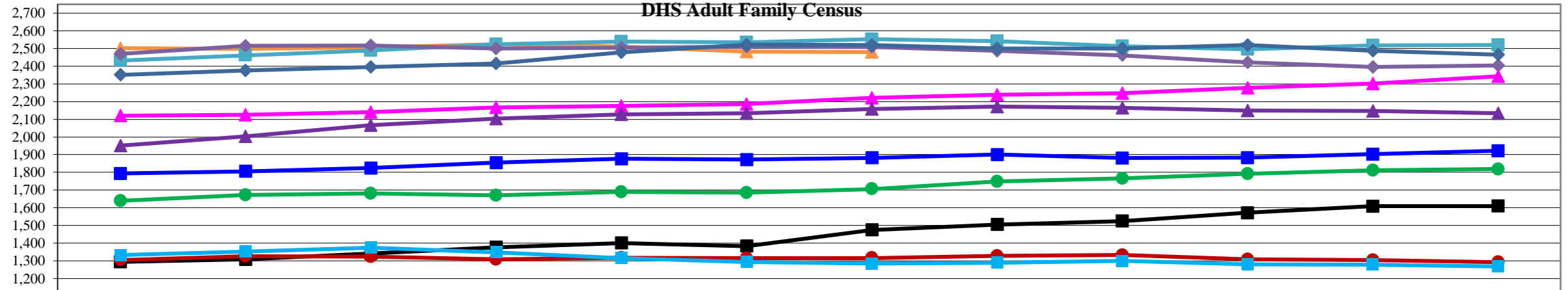
ADULT FAMILIES CENSUS	
Families	2,467
Individuals (Adults)	5,200

DHS Families with Children Census



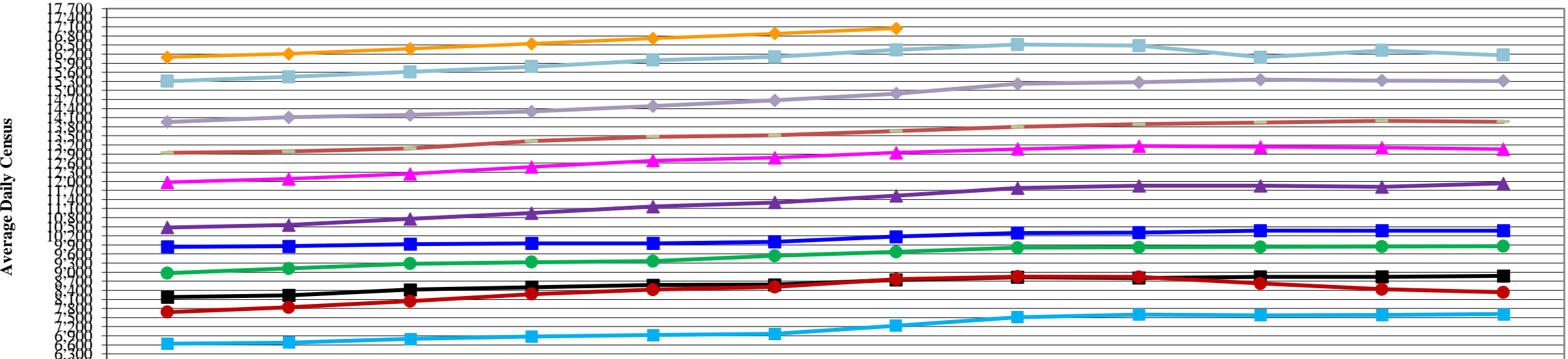
	July	Aug	Sept	Oct	Nov	Dec	Jan	Feb	Mar	Apr	May	June
FY 20	11,858	12,037	12,195	12,242	12,224	12,082	11,970					
FY 19	12,316	12,436	12,709	12,759	12,752	12,691	12,671	12,529	12,427	12,061	11,893	11,818
FY 18	12,412	12,489	12,741	12,874	12,820	12,788	12,773	12,789	12,657	12,469	12,345	12,267
FY 17	12,510	12,828	13,007	13,101	13,164	13,096	13,013	12,929	12,761	12,539	12,462	12,409
FY 16	11,628	11,750	11,914	11,974	12,088	12,144	12,225	12,232	12,169	12,239	12,338	12,368
FY 15	11,361	11,439	11,613	11,881	12,157	12,281	12,136	11,984	11,844	11,750	11,718	11,660
FY 14	10,142	10,247	10,413	10,540	10,593	10,546	10,611	10,745	10,777	10,874	11,080	11,224
FY 13	9,030	9,298	9,616	9,773	9,845	9,930	10,040	10,181	10,116	10,073	10,104	10,077
FY 12	7,999	8,063	8,277	8,395	8,460	8,511	8,607	8,553	8,480	8,522	8,662	8,815
FY 11	8,204	8,006	8,024	8,117	8,205	8,236	8,298	8,342	8,317	8,168	8,055	8,012
FY 10	8,255	8,441	8,776	8,991	8,957	8,884	8,786	8,748	8,639	8,449	8,348	8,268

DHS Adult Family Census



	July	Aug	Sept	Oct	Nov	Dec	Jan	Feb	Mar	Apr	May	June
FY 20	2,502	2,498	2,506	2,524	2,511	2,482	2,480					
FY 19	2,432	2,462	2,489	2,525	2,539	2,535	2,553	2,542	2,513	2,495	2,517	2,520
FY 18	2,470	2,516	2,517	2,501	2,504	2,512	2,508	2,487	2,462	2,421	2,396	2,404
FY 17	2,351	2,376	2,395	2,415	2,479	2,522	2,520	2,501	2,501	2,520	2,488	2,466
FY 16	2,120	2,126	2,140	2,167	2,176	2,187	2,221	2,239	2,247	2,278	2,301	2,343
FY 15	1,951	2,004	2,067	2,103	2,128	2,134	2,159	2,172	2,165	2,149	2,147	2,135
FY 14	1,794	1,805	1,824	1,855	1,876	1,872	1,882	1,900	1,881	1,883	1,903	1,922
FY 13	1,639	1,673	1,680	1,669	1,689	1,686	1,706	1,749	1,766	1,793	1,811	1,819
FY 12	1,294	1,308	1,341	1,376	1,400	1,383	1,475	1,505	1,525	1,571	1,608	1,609
FY 11	1,305	1,326	1,323	1,309	1,317	1,315	1,316	1,328	1,333	1,308	1,303	1,292
FY 10	1,332	1,353	1,374	1,348	1,315	1,293	1,284	1,289	1,299	1,280	1,278	1,268

DHS Single Adult Shelter Census



	July	Aug	Sept	Oct	Nov	Dec	Jan	Feb	Mar	Apr	May	Jun
FY 20	16,099	16,211	16,380	16,545	16,722	16,878	17,051					
FY 19	15,302	15,452	15,617	15,785	16,001	16,111	16,342	16,516	16,481	16,093	16,317	16,166
FY 18	13,958	14,112	14,189	14,308	14,485	14,676	14,895	15,216	15,268	15,356	15,326	15,315
FY 17	12,939	12,988	13,083	13,322	13,472	13,515	13,657	13,795	13,884	13,943	13,995	13,968
FY 16	11,970	12,086	12,247	12,477	12,685	12,781	12,943	13,067	13,165	13,136	13,112	13,060
FY 15	10,474	10,554	10,759	10,954	11,164	11,301	11,526	11,779	11,852	11,857	11,811	11,934
FY 14	9,833	9,854	9,928	9,949	9,947	10,006	10,172	10,294	10,303	10,371	10,369	10,370
FY 13	8,968	9,121	9,281	9,332	9,365	9,537	9,666	9,808	9,818	9,830	9,846	9,857
FY 12	8,177	8,235	8,421	8,505	8,574	8,584	8,744	8,836	8,810	8,850	8,850	8,877
FY 11	7,679	7,841	8,046	8,278	8,425	8,511	8,766	8,851	8,844	8,629	8,438	8,330