

New York City Board of Correction
Weekly COVID-19 Update
Week of July 18 – July 24, 2020

Overview & Contents

I. Population Change

4. Total Population in DOC Custody and Breakdown by Custody Status, July 18 - 24, 2020
5. Total Population in DOC Custody, March 16 - July 24, 2020
6. Total DOC Population by Custody Status, July 18 - 24, 2020
7. City Sentenced Population by Custody Status, July 18 - 24, 2020
8. Pretrial Population by Custody Status, July 18 - 24, 2020
9. Total Population in DOC Custody and Breakdown by Key Demographics, July 18 - 24, 2020
10. DOC Population in Custody & Population Breakdown by Race/Ethnicity and COVID Housing Designation, July 23, 2020
11. Total Population of 50+-Year-Olds in Custody, March 16 - July 24, 2020

II. Correctional Health Services (CHS) and Department of Correction (DOC) Updates to the Board of Correction (BOC)

11. CHS and DOC Updates to BOC: Summary Table, July 18 - 24, 2020
12. People in Custody by COVID-19 Status, July 18 - 24, 2020
13. Number of Patients Currently Under Observation by CHS, March 17 - July 24, 2020
14. Number of Currently Incarcerated Patients with Confirmed COVID-19, March 17 - July 24, 2020
15. Positive COVID-19 Cases Among Staff, March 16 - July 24, 2020

III. Housing

17. Number of Open Housing Areas by COVID-19 Housing Designation, July 18 - 24, 2020
18. Number and Percent of Open Housing Areas with a COVID-19 Designation, July 18 - 24, 2020
19. Key Demographics by COVID-19 Housing Designation, July 18 - 24, 2020
20. Number of People In Likely Exposed but Asymptomatic Housing, March 16 - July 24, 2020
21. Number of People In Confirmed/Symptomatic Housing, March 16 - July 24, 2020
22. Percentage of People in Custody in Housing Areas with a COVID-19 Housing Designation, March 16 – July 24, 2020

I. Population Change

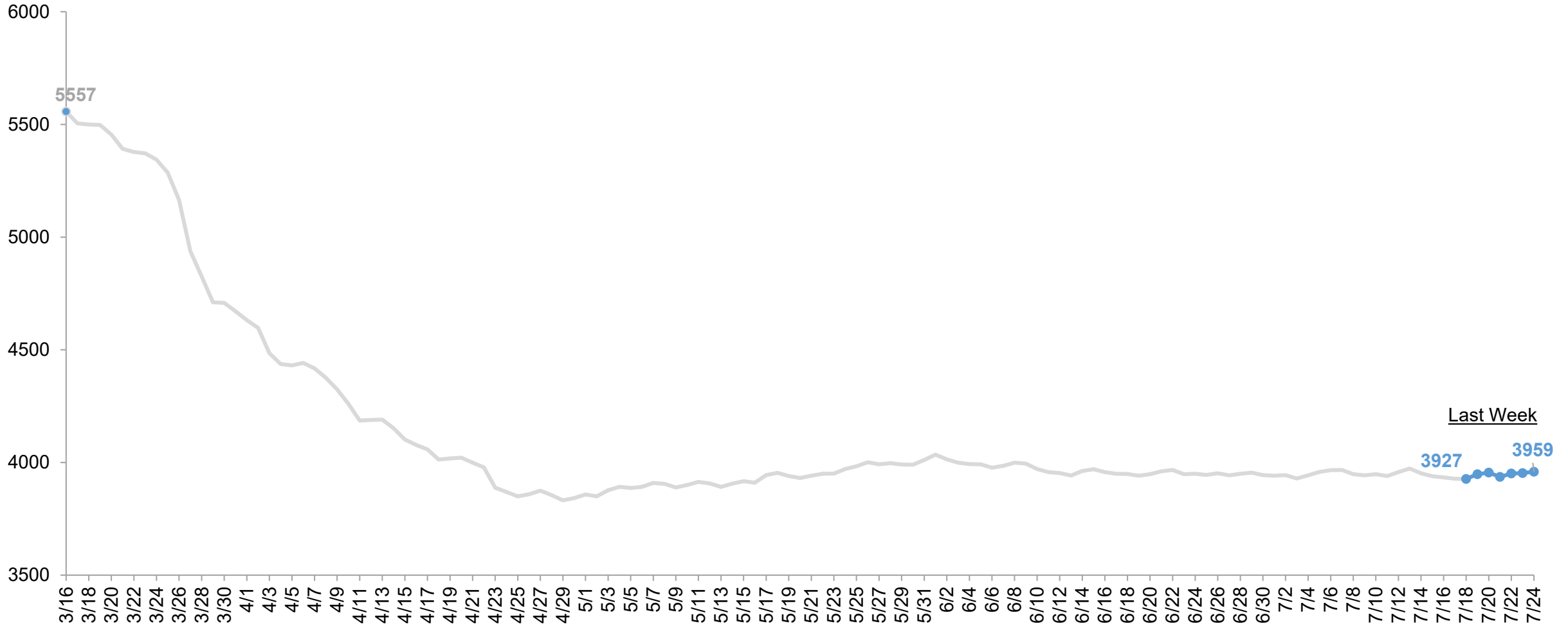
March 16th – July 24th, 2020

I. Population Change: DOC Population in Custody & Breakdown by Custody Status, July 18 – 24, 2020

| BOC Analysis of DOC Population in Custody | | | | | | | |
|--|-------------------------|-----------------------|-----------------------|------------------------|--------------------------|-------------------------|-----------------------|
| | 7/18/2020 (Saturday) | 7/19/2020 (Sunday) | 7/20/2020 (Monday) | 7/21/2020 (Tuesday) | 7/22/2020 (Wednesday) | 7/23/2020 (Thursday) | 7/24/2020 (Friday) |
| Total Population in Custody | 3927 | 3948 | 3955 | 3936 | 3951 | 3953 | 3959 |
| Total New Admissions (on previous day) | 31 | 30 | 18 | 17 | 41 | 46 | 42 |
| Breakdown by Custody Status | | | | | | | |
| Total Pretrial (includes detainees and detainees with open cases and a violation of parole) | 3501 | 3520 | 3524 | 3507 | 3505 | 3520 | 3528 |
| Total City Sentenced (includes city sentenced and city sentenced with open cases and a violation of parole warrant) | 84 | 85 | 84 | 83 | 83 | 83 | 85 |
| Total Held on Technical Parole Violation (with no open case) | 172 | 173 | 177 | 177 | 190 | 181 | 180 |
| Other (includes newly state sentenced, state ready inmates, and state prisoners with a court order) | 170 | 170 | 170 | 169 | 173 | 169 | 166 |

I. Population Change: Total Population in DOC Custody

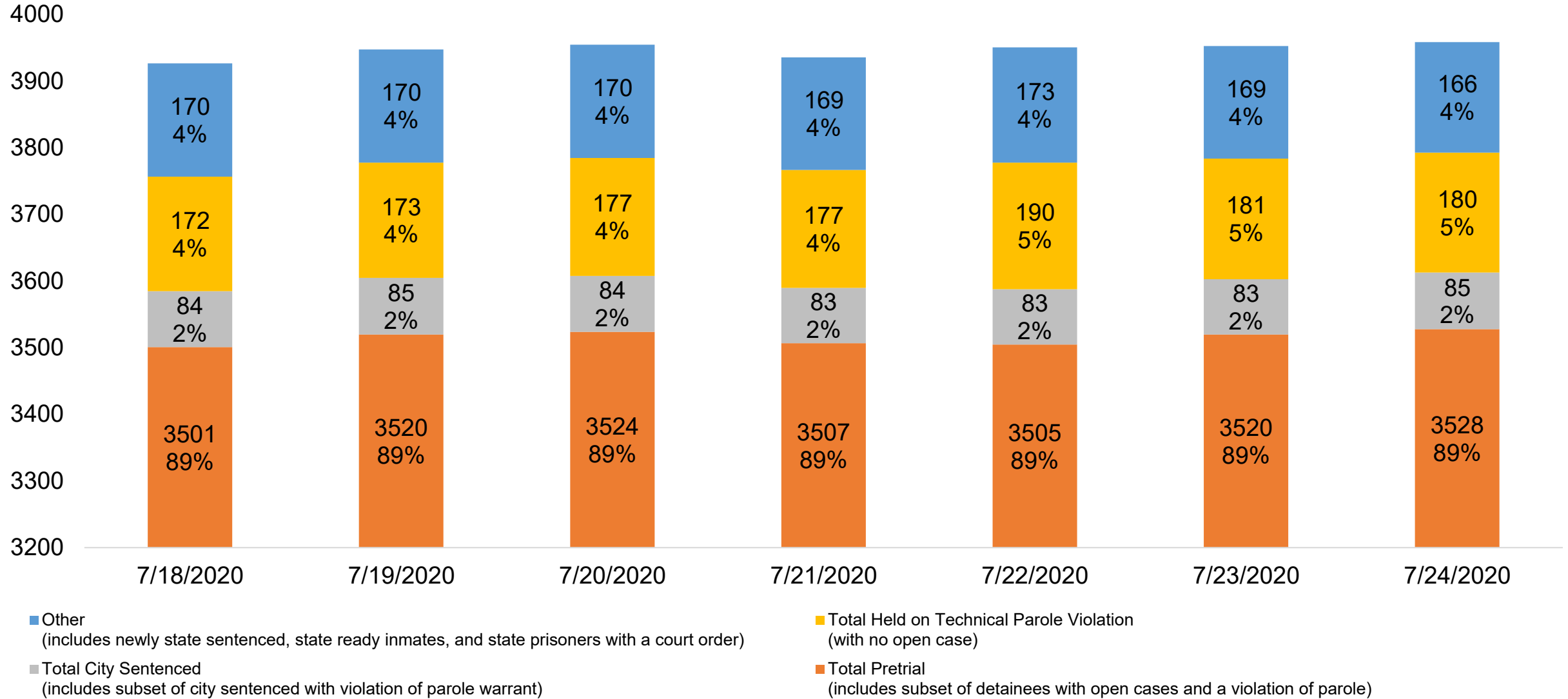
Total Population in DOC Custody March 16 - July 24, 2020



SOURCE: DOC Inmates in Custody File, automated daily pull from the DOC Inmate Information System (IIS) at 11:00 am

I. Population Change: DOC Population by Custody Status

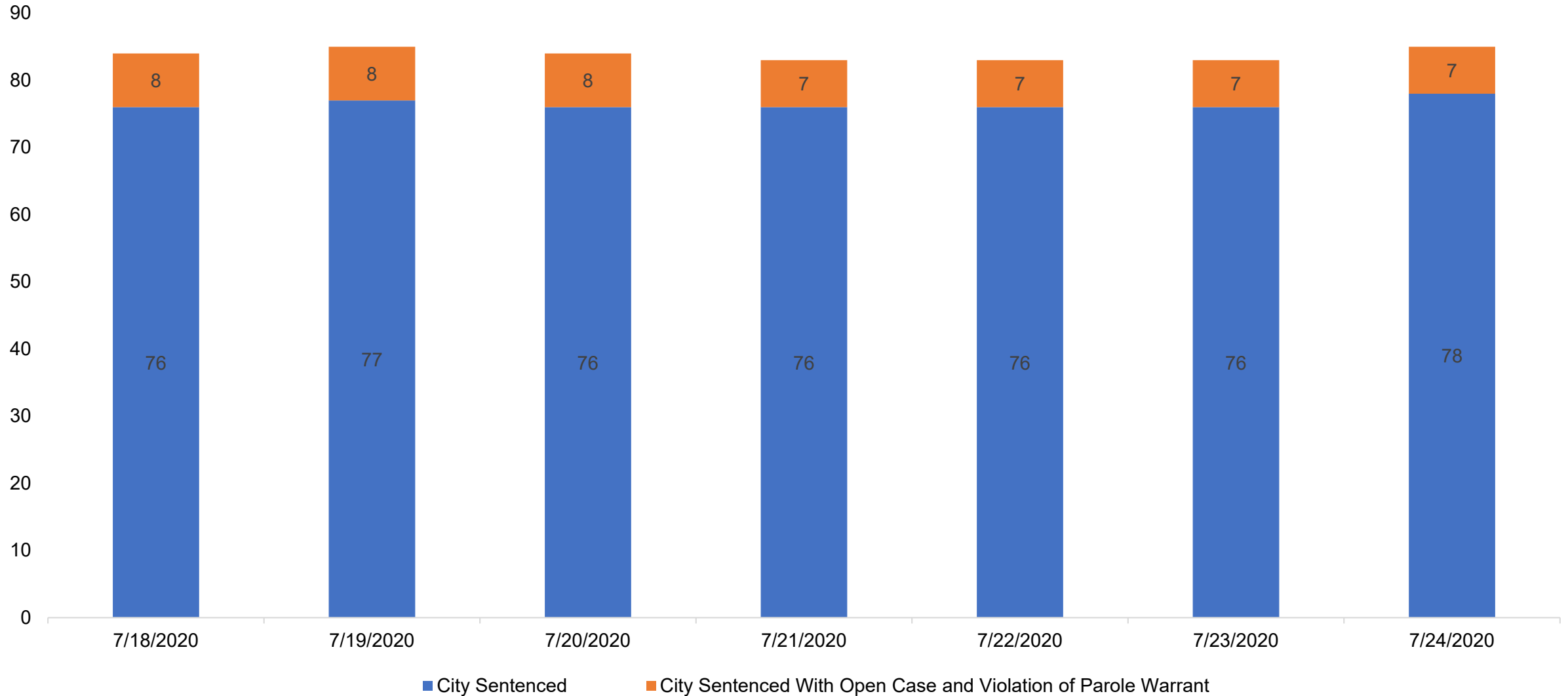
Total DOC Population by Custody Status, 7/18/2020-7/24/2020



SOURCE: BOC analysis of DOC Inmates in Custody File, automated daily pull from the DOC Inmate Information System (IIS) at 11:00 am

I. Population Change: City Sentenced Population by Custody Status

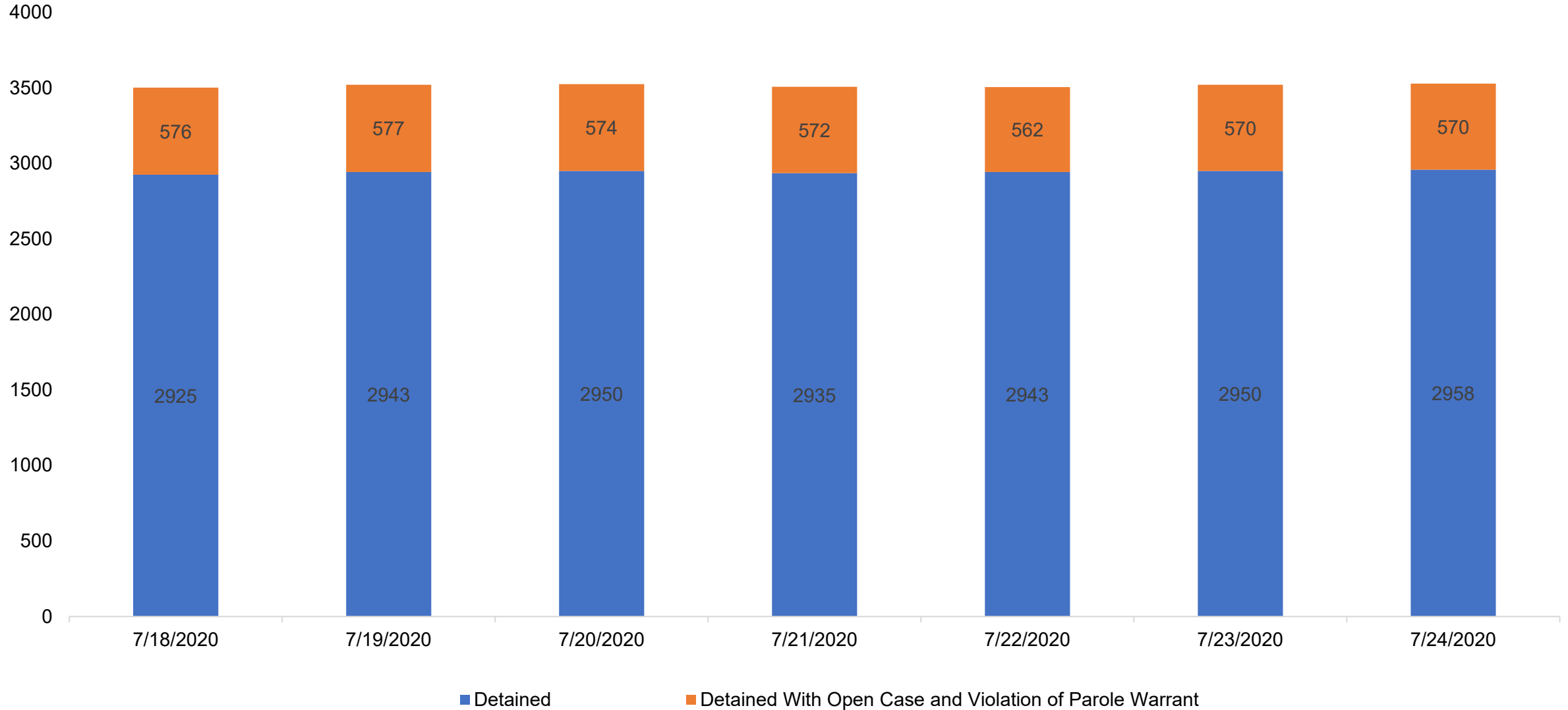
City Sentenced Population by Custody Status 7/18/2020 - 7/24/2020



SOURCE: BOC analysis of DOC Inmates in Custody File, automated daily pull from the DOC Inmate Information System (IIS) at 11:00 am

I. Population Change: Pretrial Population by Custody Status

Pretrial Population by Custody Status 7/18/2020 - 7/24/2020



I. Population Change: DOC Population in Custody & Key Demographics, July 18 – 24, 2020

| BOC Analysis of DOC Population in Custody | | | | | | | |
|--|-----------|-----------|-----------|-----------|-----------|-----------|-----------|
| | 7/18/2020 | 7/19/2020 | 7/20/2020 | 7/21/2020 | 7/22/2020 | 7/23/2020 | 7/24/2020 |
| Total Population in Custody | 3927 | 3948 | 3955 | 3936 | 3951 | 3953 | 3959 |
| Key Demographics NOTE: Categories listed below are not mutually exclusive | | | | | | | |
| Female | 145 | 145 | 154 | 152 | 151 | 154 | 151 |
| Male | 3697 | 3696 | 3778 | 3736 | 3715 | 3775 | 3742 |
| Transgender Female | 13 | 13 | 13 | 13 | 13 | 13 | 13 |
| Transgender Male | 4 | 4 | 4 | 4 | 4 | 4 | 4 |
| Gender Non-Conforming | 0 | 0 | 0 | 0 | 0 | 0 | 0 |
| Intersex | 0 | 0 | 0 | 0 | 0 | 0 | 0 |
| Unknown Gender | 68 | 90 | 6 | 31 | 68 | 7 | 49 |
| Young Adults (Ages 18-21) | 349 | 351 | 352 | 350 | 351 | 355 | 352 |
| Total 50+ yrs old | 520 | 522 | 522 | 523 | 524 | 522 | 525 |
| Total 50+ yrs old with a Technical Parole Violation | 28 | 28 | 29 | 29 | 33 | 34 | 34 |
| M Designation (Brad H/ Receiving Mental Health Services) | 2119 | 2119 | 2118 | 2120 | 2126 | 2120 | 2124 |
| Total in North Infirmary Command (NIC) (male infirmary patients) | 38 | 38 | 38 | 37 | 38 | 37 | 37 |
| Total Rose M. Singer Center (RMSC) Infirmary (female infirmary patients) | 6 | 6 | 6 | 6 | 6 | 5 | 5 |

I. Population Change: DOC Population in Custody & Population Breakdown by Race/Ethnicity

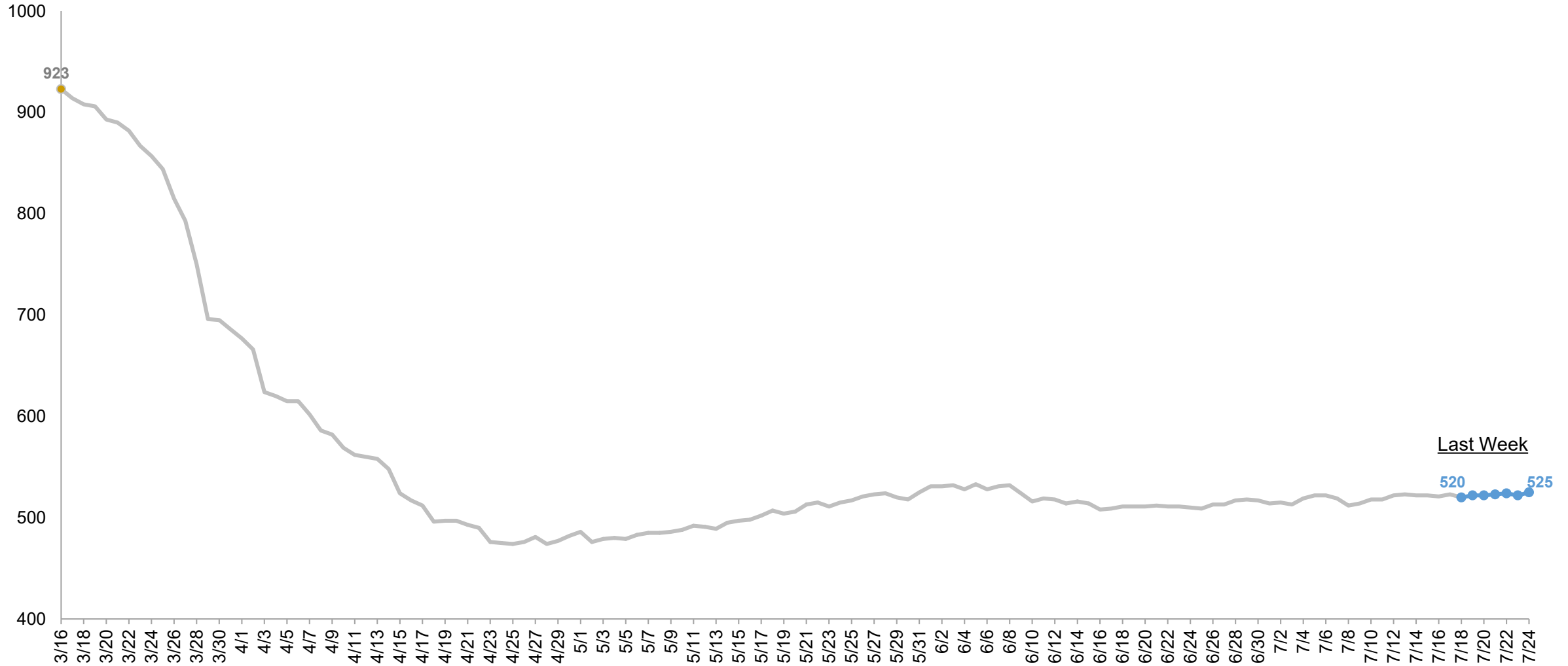
**Breakdown of Population by Race/Ethnicity and Type of Housing
7/23/2020 (as of 11:00 am)**

| Race/Ethnicity | Total Population in DOC Custody | % of DOC Population | Total Population in Confirmed or Symptomatic Units | % of Confirmed or Symptomatic Population | Total Population in Likely Exposed but Asymptomatic Units | % of Likely Exposed but Asymptomatic Population |
|-------------------------|---------------------------------|---------------------|--|--|--|---|
| Asian | 64 | 1.62% | ≤10 | -- | DOC reported no likely exposed but asymptomatic units open on this date. | |
| Asian Hispanic | 0 | 0.00% | ≤10 | -- | | |
| Black | 2187 | 55.33% | 22 | 64.71% | | |
| Black Hispanic | 113 | 2.86% | ≤10 | -- | | |
| Hispanic | 1022 | 25.85% | ≤10 | -- | | |
| Native | 10 | 0.25% | ≤10 | -- | | |
| Native Hispanic | 2 | 0.05% | ≤10 | -- | | |
| Other | 117 | 2.96% | ≤10 | -- | | |
| Unknown | 4 | 0.10% | ≤10 | -- | | |
| White | 246 | 6.22% | ≤10 | -- | | |
| White Hispanic | 180 | 4.55% | ≤10 | -- | | |
| Declined to Self-Report | 8 | 0.20% | ≤10 | -- | | |
| Total: | 3953 | 100% | 34 | 100% | | |

NOTE: BOC analysis is based on the housing areas for confirmed COVID-19 patients, symptomatic patients, and likely exposed but asymptomatic units reported by DOC on the previous day (7/22/2020 at 7:30 pm), the DOC Inmates in Custody File on 7/23/2020, which is automated pull from the DOC Inmate Information System (IIS) at 11:00 am, and the Cross-Section file on 7/23/2020.

I. Population Change: Population of 50+-Year-Olds in Custody

Total Population of 50+-Year-Olds in Custody, 3/16/2020 - 7/24/2020



SOURCE: DOC Inmates in Custody File, automated daily pull from the DOC Inmate Information System (IIS) at 11:00 am

II. Correctional Health Services (CHS) and Department of Correction (DOC) Updates to the Board of Correction (BOC)

March 17th – July 24th, 2020

II. CHS and DOC Updates to BOC: Summary Table, July 18 – 24, 2020

| Correctional Health Services (CHS) and Department of Correction (DOC) Updates to the Board of Correction (BOC) | | | | | | | |
|---|-----------------|-----------------|-----------------|-----------------|------------------|------------------|------------------|
| | 7/18/202 | 7/19/202 | 7/20/202 | 7/21/202 | 7/22/2020 | 7/23/2020 | 7/24/2020 |
| Patients under observation by CHS* | 33 | 36 | 37 | 32 | 32 | 33 | 33 |
| Current patients with confirmed COVID-19** | 294 | 294 | 294 | 291 | 290 | 290 | 288 |
| Deaths in custody (in hospital; cumulative)*** | 3 | 3 | 3 | 3 | 3 | 3 | 3 |
| CHS staff currently under quarantine/ isolation | 1 | 0 | 0 | 1 | 0 | 1 | 0 |
| CHS staff with confirmed COVID-19 (cumulative) | 204 | 204 | 204 | 204 | 204 | 204 | 204 |
| Total DOC staff with confirmed COVID-19 (cumulative) | 1418 | 1418 | 1418 | 1420 | 1420 | 1420 | 1420 |
| Uniform DOC staff with confirmed COVID-19 (cumulative) | 1310 | 1310 | 1310 | 1312 | 1312 | 1312 | 1312 |
| Non-uniform DOC staff with confirmed COVID-19 (cumulative) | 108 | 108 | 108 | 108 | 108 | 108 | 108 |

* Confirmed COVID-19 patients and symptomatic patients in DOC facilities, excludes hospitalized patients.

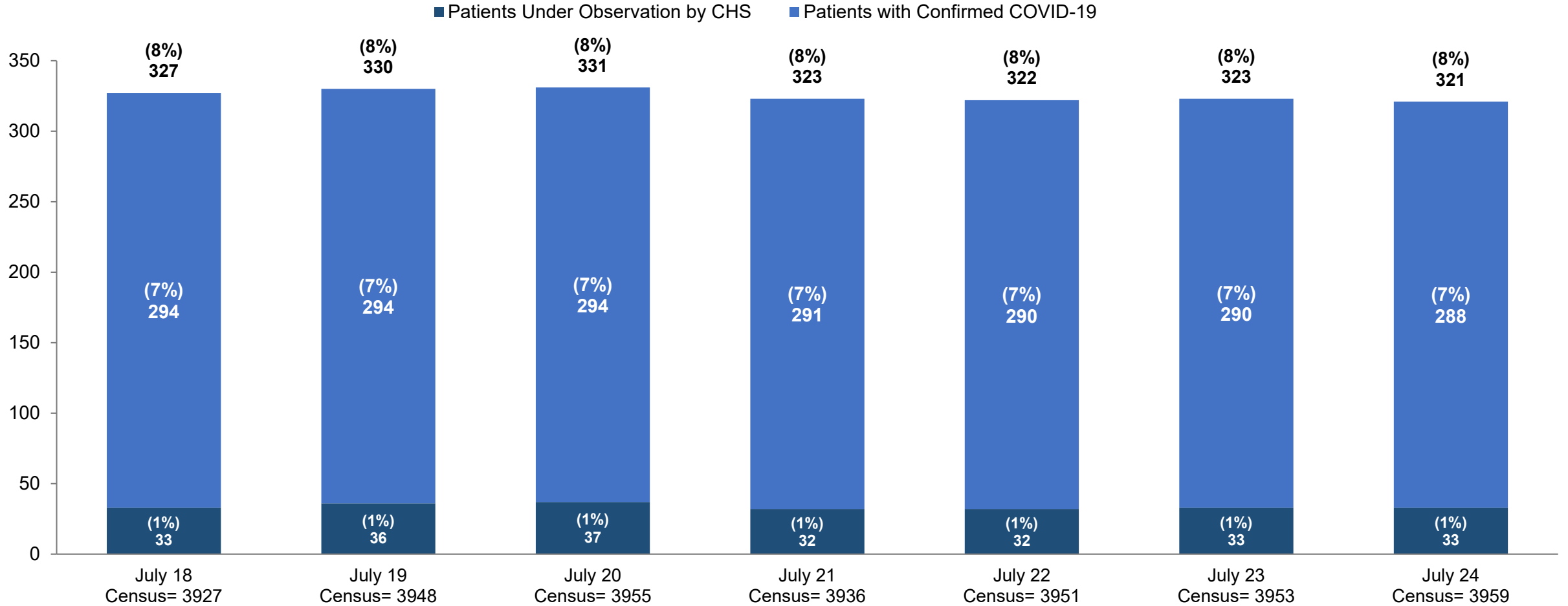
** This metric includes hospitalized patients. A proportion of currently incarcerated patients with confirmed COVID-19 are also represented in the 'under observation' metric above.

*** The number of CHS patient deaths does not include patients who may have been diagnosed and treated while in custody and died post-release.

SOURCES: BOC analysis of daily CHS updates to BOC & DOC Inmates in Custody File, automated daily pull from the DOC Inmate Information System (IIS) at 11:00 am

II. CHS and DOC Updates to BOC: People in Custody by COVID-19 Status

**Number and Percent of Patients Under Observation or with Confirmed COVID-19
July 18 - July 24, 2020**



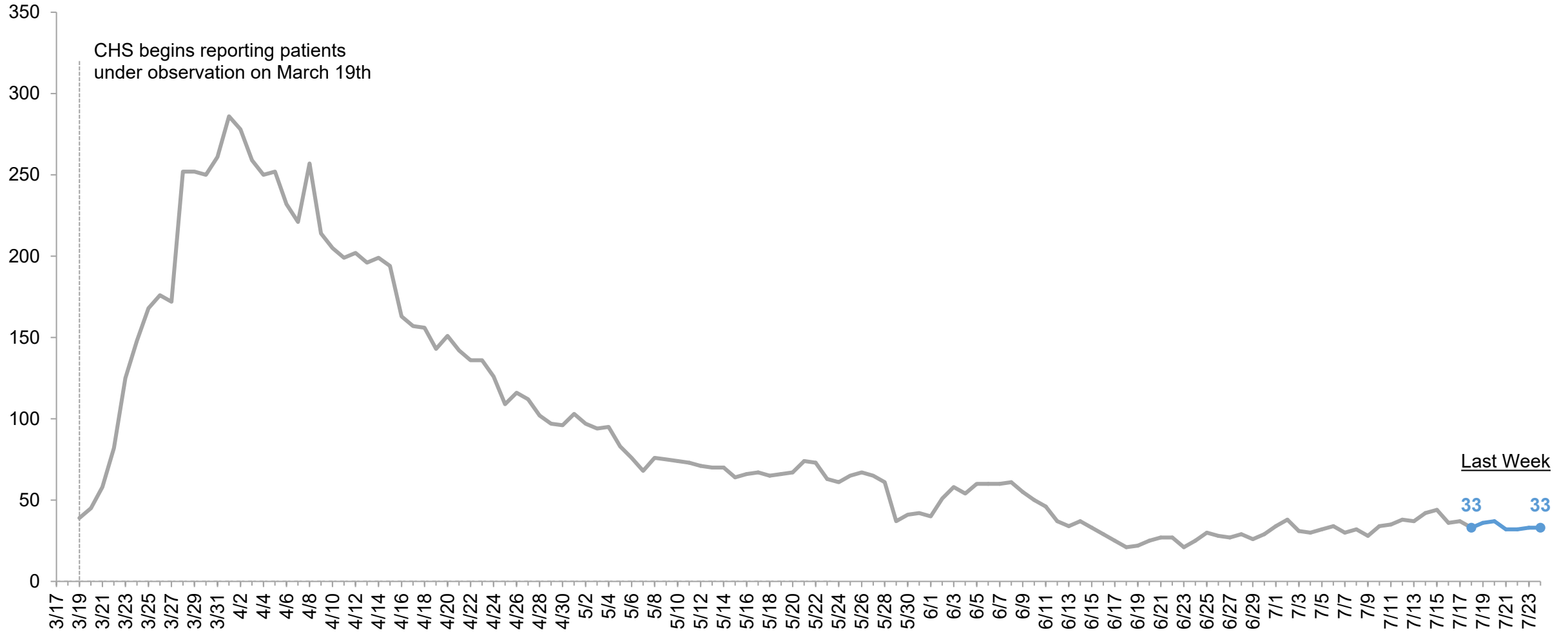
* People under observation by CHS are confirmed COVID-19 patients or symptomatic patients in DOC facilities. This value excludes hospitalized patients.

* CHS has not reported the cumulative total number of individuals who were confirmed for COVID-19 while in DOC custody; the numbers above reflect the number of confirmed COVID-19 patients who were currently incarcerated as of each date.

SOURCES: BOC analysis of daily CHS updates to BOC & DOC Inmates in Custody File, automated daily pull from the DOC Inmate Information System (IIS) at 11:00 am

II. CHS and DOC Updates to BOC: Patients Currently Under Observation by CHS

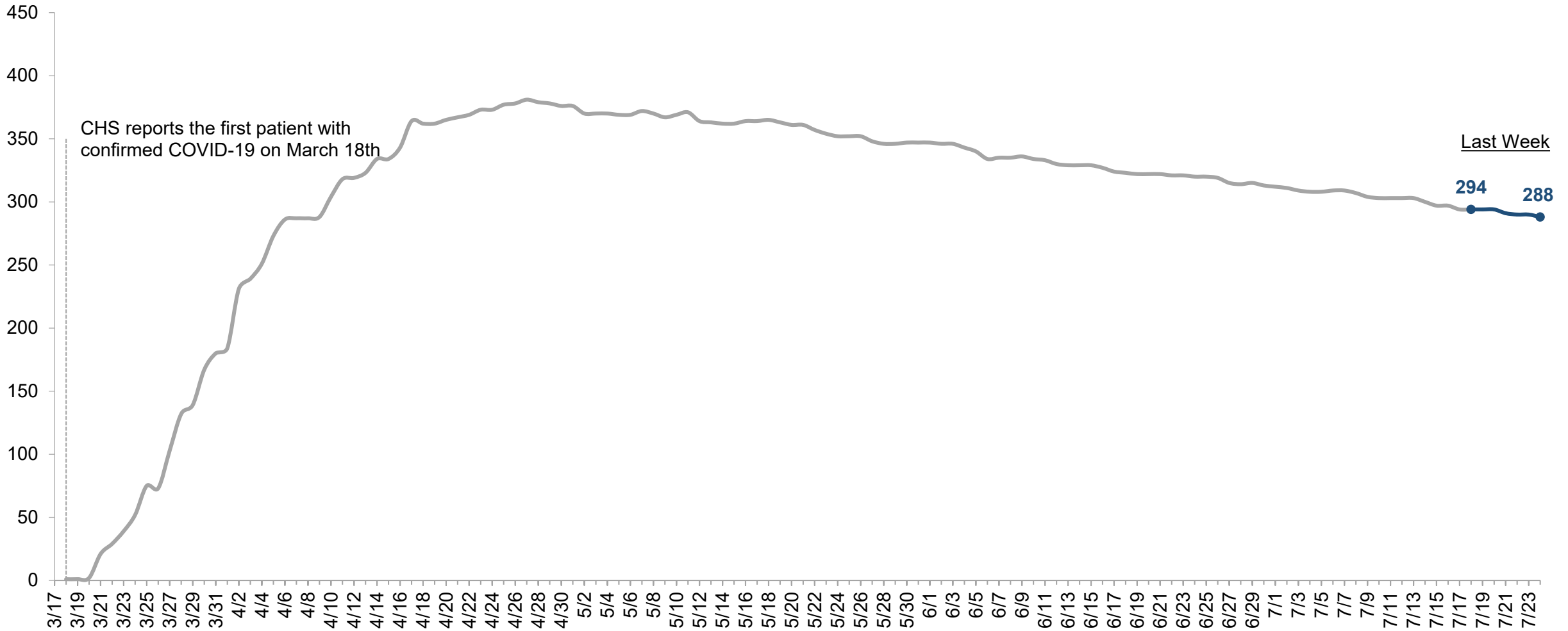
Number of Patients Currently Under Observation by CHS
March 17 - July 24, 2020



* Incarcerated patients under observation by CHS include confirmed COVID-19 patients or symptomatic patients in DOC facilities. This number excludes hospitalized patients.

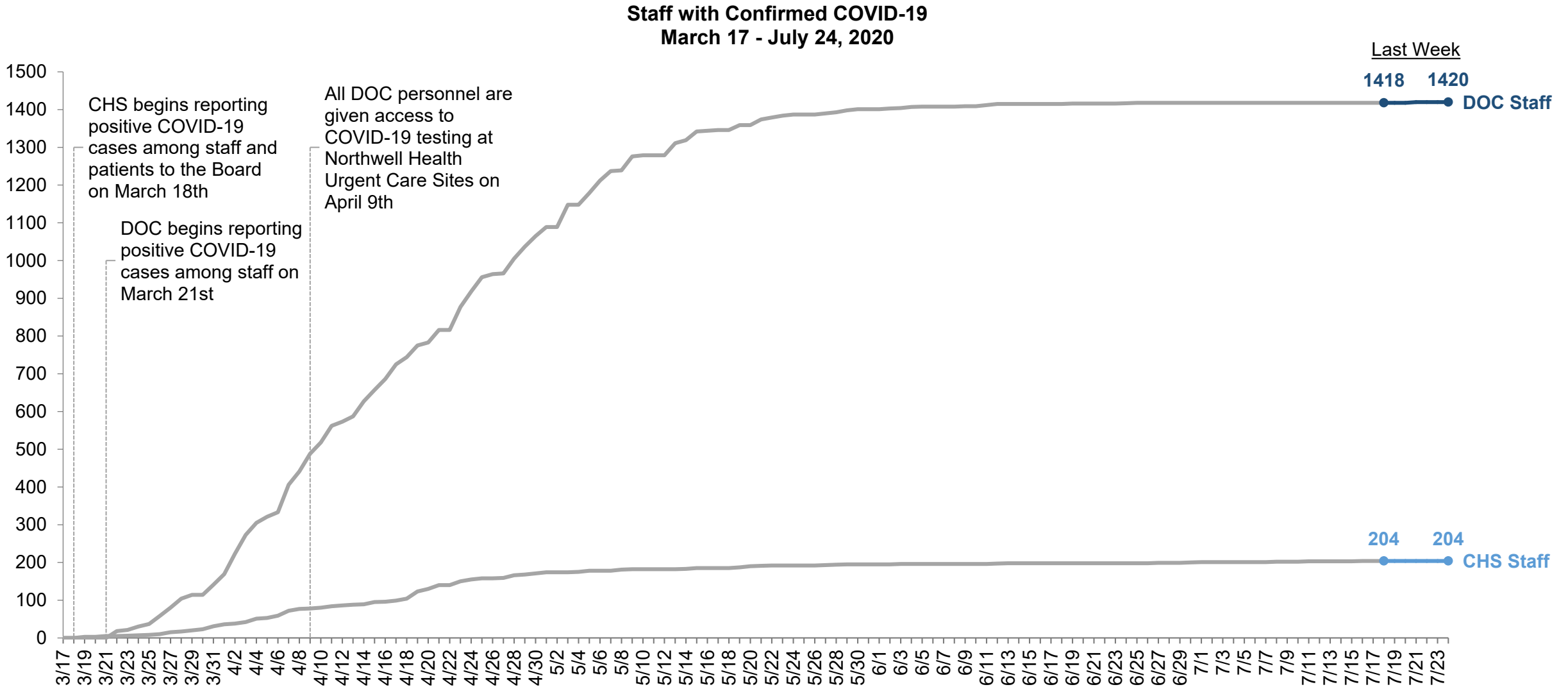
II. CHS and DOC Updates to BOC: Currently Incarcerated Patients with Confirmed COVID-19

Number of Currently Incarcerated Patients with Confirmed COVID-19
March 17 - July 24, 2020



* CHS has not reported the cumulative total number of individuals who were confirmed for COVID-19 while in DOC custody; the numbers above reflect the number of confirmed COVID-19 patients who were currently incarcerated as of each date.

II. CHS and DOC Updates to BOC: Staff with Confirmed COVID-19 (cumulative)



* CHS and DOC report the cumulative total of staff members who have tested positive for COVID-19. CHS does not report the cumulative total of incarcerated people who have tested positive for COVID-19; therefore, it would be inappropriate to compare staff totals to the number of currently incarcerated patients with COVID-19 in slide 8.

SOURCES: CHS and DOC Daily Updates to BOC

III. Housing

March 16th – July 24th, 2020

III. Housing: Housing Areas by COVID-19 Housing Designation,* July 11 – 17, 2020

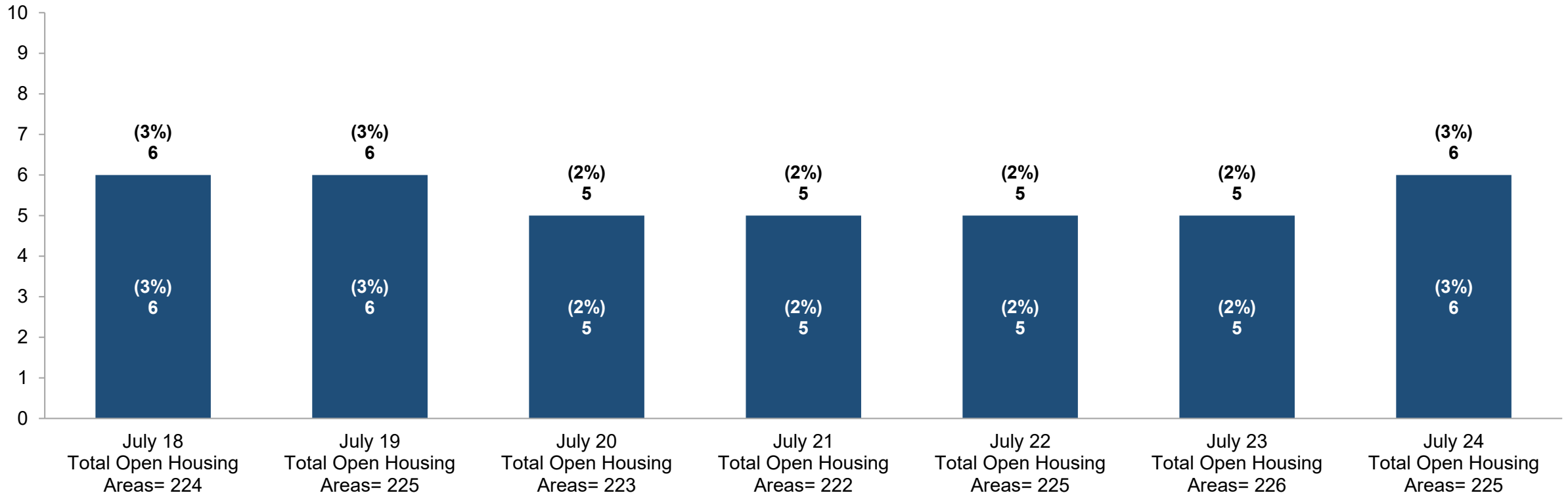
| | 7/18/2020 | 7/19/2020 | 7/20/2020 | 7/21/2020 | 7/22/2020 | 7/23/2020 | 7/24/2020 |
|---|-----------|-----------|-----------|-----------|-----------|-----------|-----------|
| Total Number of Open Housing Areas (as of 11:00 am) | 224 | 225 | 223 | 222 | 225 | 226 | 225 |
| Total Housing Areas for Confirmed COVID-19 Patients and Symptomatic Patients on Previous Day | 6 | 6 | 5 | 5 | 5 | 5 | 6 |
| Total Housing Areas for Likely Exposed but Asymptomatic Individuals on Previous Day | 0 | 0 | 0 | 0 | 0 | 0 | 0 |

NOTE: BOC analysis is based on the housing areas for likely exposed but asymptomatic individuals, confirmed COVID-19 patients, and symptomatic patients reported by DOC on the previous day (time of DOC reports ranging from 7:00pm to 8:00pm)

III. Housing: Housing Areas with a COVID-19 Housing Designation*

**Number and Percent of Open Housing Areas with a COVID-19 Designation
July 18 - July 24, 2020**

■ Confirmed COVID-19 or Symptomatic Housing ■ Likely Exposed but Asymptomatic Housing



* DOC uses three COVID-19-related housing designations: (1) one for likely exposed but asymptomatic individuals, (2) one for exposed and symptomatic individuals, and (3) one for confirmed COVID-19 patients.

SOURCES: BOC analysis of daily DOC updates to BOC & DOC Inmates in Custody File, automated daily pull from the DOC Inmate Information System (IIS) at 11:00am. BOC analysis is based on the COVID-19 housing unit designations reported by DOC on the previous day (time of DOC reports ranging from 7:00pm to 8:00pm).

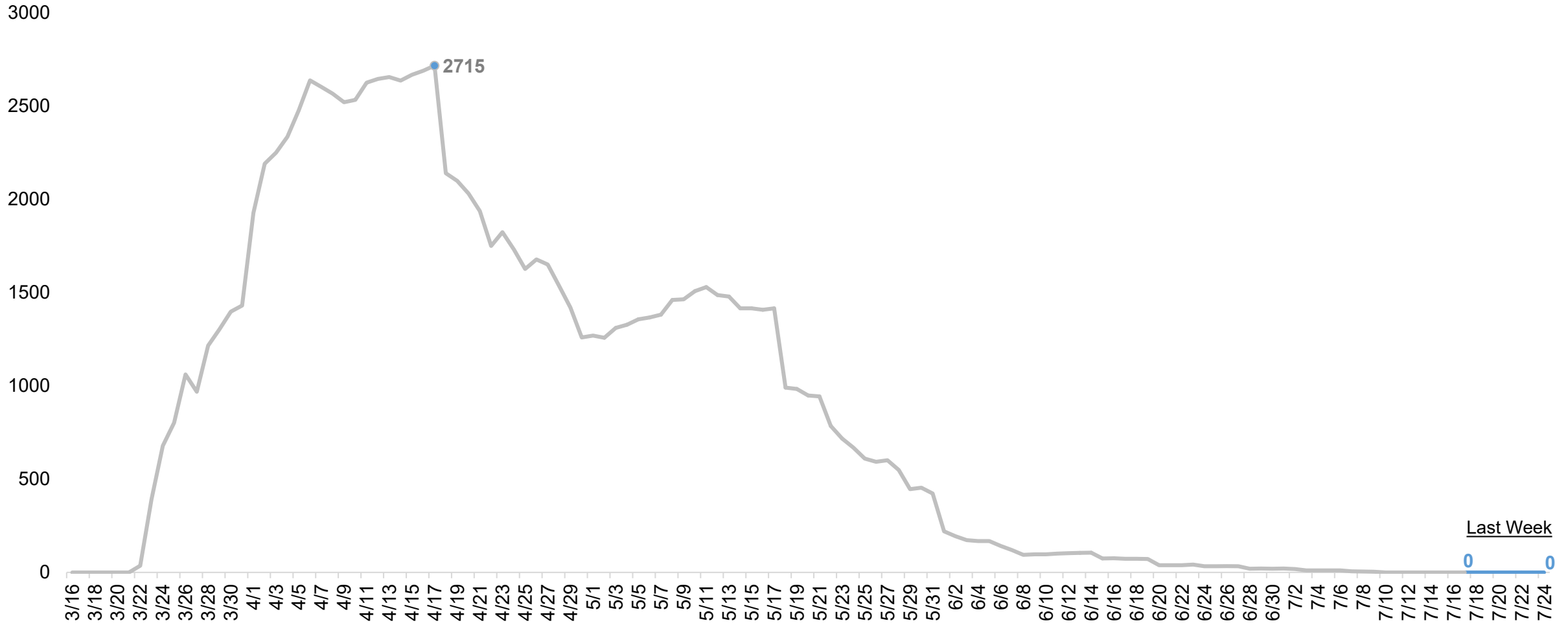
III. Housing: Key Demographics by COVID-19 Housing Designation, July 18 – 24, 2020

| | 7/18/2020 | 7/19/2020 | 7/20/2020 | 7/21/2020 | 7/22/2020 | 7/23/2020 | 7/24/2020 |
|---|--|-----------|-----------|-----------|-----------|-----------|-----------|
| Likely Exposed but Asymptomatic | | | | | | | |
| Total People in Exposed but Asymptomatic Units (as of 11:00am) Note: Categories below are not mutually exclusive. | 0 | 0 | 0 | 0 | 0 | 0 | 0 |
| 50+ Years Old | DOC reported no likely exposed but asymptomatic units open on these dates. | | | | | | |
| Young Adults (Ages 18-21) | | | | | | | |
| M-Designation | | | | | | | |
| Female | | | | | | | |
| Men | | | | | | | |
| Transgender Female | | | | | | | |
| Transgender Male | | | | | | | |
| Gender Non-Conforming | | | | | | | |
| Intersex | | | | | | | |
| Unknown Gender | | | | | | | |
| Confirmed and Symptomatic | | | | | | | |
| Total Patients in Housing Areas Used for COVID-19 Patients and Symptomatic Patients (as of 11:00am) Note: Categories below are not mutually exclusive. | 36 | 36 | 37 | 31 | 33 | 34 | 35 |
| 50+ | ≤10 | ≤10 | ≤10 | ≤10 | ≤10 | ≤10 | ≤10 |
| Young Adults (Ages 18-21) | ≤10 | ≤10 | ≤10 | ≤10 | ≤10 | ≤10 | ≤10 |
| M-Designation | 18 | 19 | 18 | 16 | 16 | 16 | 14 |
| Female | ≤10 | ≤10 | ≤10 | ≤10 | ≤10 | ≤10 | ≤10 |
| Male | 31 | 32 | 35 | 29 | 30 | 32 | 32 |
| Transgender Female | ≤10 | ≤10 | ≤10 | ≤10 | ≤10 | ≤10 | ≤10 |
| Transgender Male | ≤10 | ≤10 | ≤10 | ≤10 | ≤10 | ≤10 | ≤10 |
| Gender Non-Conforming | ≤10 | ≤10 | ≤10 | ≤10 | ≤10 | ≤10 | ≤10 |
| Intersex | ≤10 | ≤10 | ≤10 | ≤10 | ≤10 | ≤10 | ≤10 |
| Unknown Gender | ≤10 | ≤10 | ≤10 | ≤10 | ≤10 | ≤10 | ≤10 |

NOTE: BOC analysis is based on the housing areas for likely exposed but asymptomatic individuals, confirmed COVID-19 patients, and symptomatic patients reported by DOC on the previous day (time of DOC reports ranging from 7:00pm to 8:00pm)

III. Housing: People in Likely Exposed but Asymptomatic Housing

**Number of People In Likely Exposed but Asymptomatic Housing,
March 16th - July 24th, 2020**

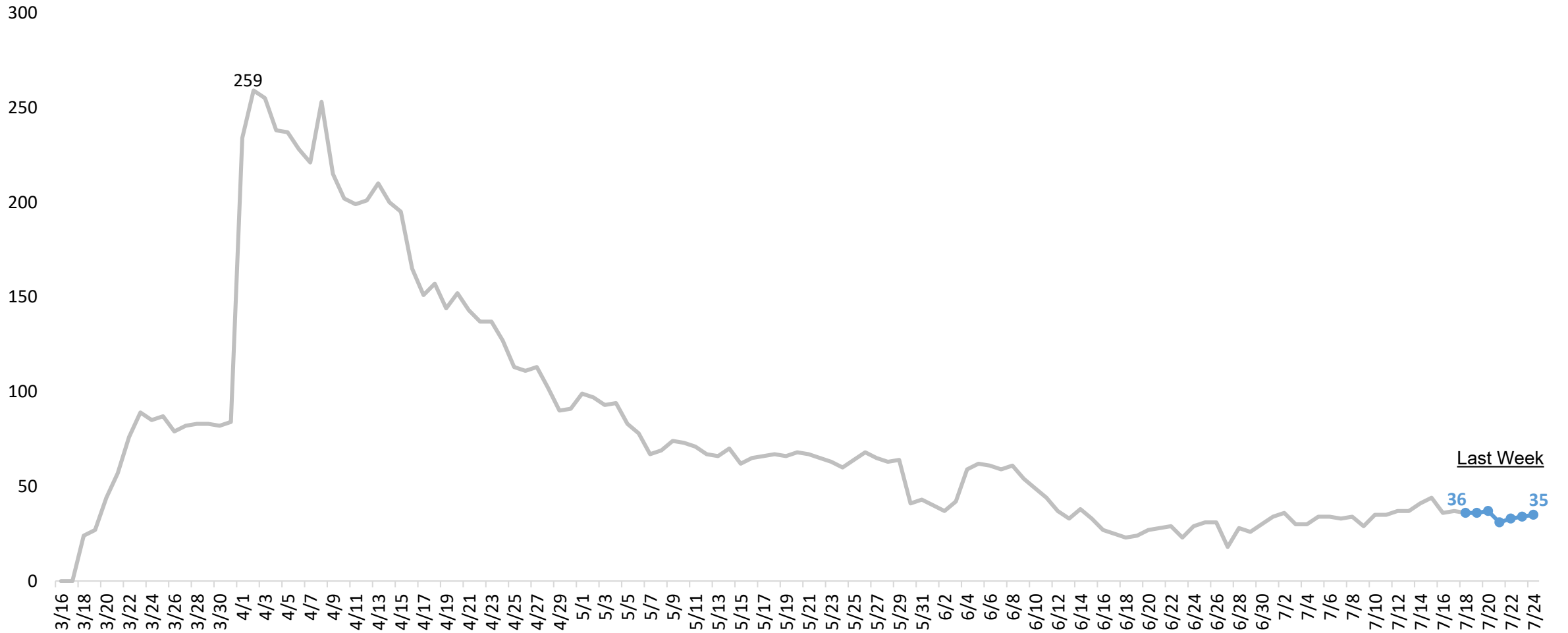


* DOC uses three COVID-19-related housing designations: (1) one for likely exposed but asymptomatic individuals, (2) one for exposed and symptomatic individuals, and (3) one for confirmed COVID-19 patients.

SOURCES: BOC analysis of daily DOC updates to BOC & DOC Inmates in Custody File, automated daily pull from the DOC Inmate Information System (IIS) at 11:00am and the housing units for exposed but asymptomatic patients identified by the Department as of the previous day (time of DOC reports ranging from 7:00pm to 8:00pm).

III. Housing: People in Confirmed/Symptomatic Housing

Number of People In Confirmed/Symptomatic Housing, March 16 - July 24th, 2020

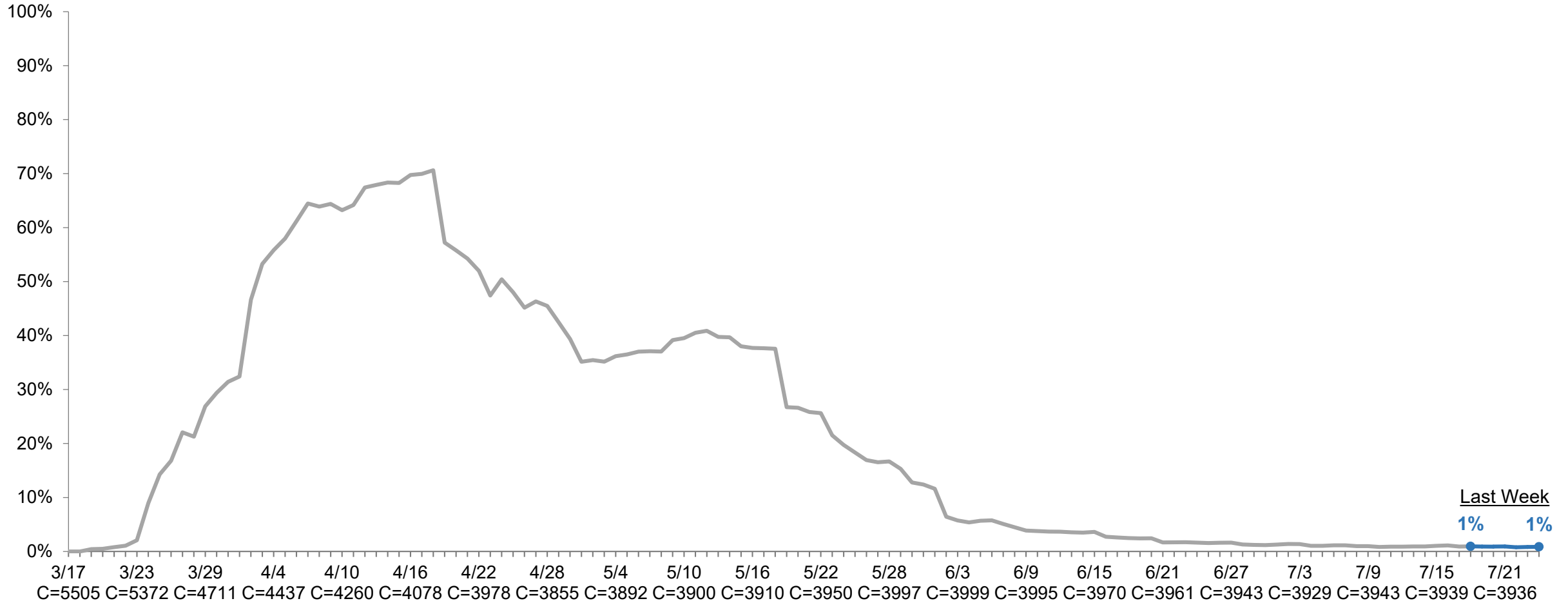


* DOC uses three COVID-19-related housing designations: (1) one for likely exposed but asymptomatic individuals, (2) one for exposed and symptomatic individuals, and (3) one for confirmed COVID-19 patients.

SOURCES: BOC analysis of daily DOC updates to BOC & DOC Inmates in Custody File, automated daily pull from the DOC Inmate Information System (IIS) at 11:00am and the housing units for confirmed and symptomatic patients identified by the Department as of the previous day (time of DOC reports ranging from 7:00pm to 8:00pm).

III. Housing: Percentage of People in Custody in Housing Areas with a COVID-19 Housing Designation

Percentage of People in Custody in Housing Areas with a COVID-19 Designation*
March 17 - July 24, 2020



* DOC uses three COVID-19-related housing designations: (1) one for likely exposed but asymptomatic individuals, (2) one for exposed and symptomatic individuals, and (3) one for confirmed COVID-19 patients.

SOURCES: BOC analysis of daily DOC updates to BOC & DOC Inmates in Custody File, automated daily pull from the DOC Inmate Information System (IIS) at 11:00am. BOC analysis is based on the COVID-19 housing unit designations reported by DOC on the previous day (time of DOC reports ranging from 7:00pm to 8:00pm).