



BILL DE BLASIO
MAYOR

CIVILIAN COMPLAINT REVIEW BOARD
100 CHURCH STREET 10th FLOOR
NEW YORK, NEW YORK 10007 ♦ TELEPHONE (212) 912-7235
www.nyc.gov/ccrb



FREDERICK DAVIE
CHAIR

Executive Director's Monthly Report
April 2019
(Statistics for March 2019)

Contents

Executive Summary	2
Glossary	3
Complaints Received	4
CCRB Cases Received By Borough and Precinct	5
Allegations Received	7
CCRB Docket	10
Closed Cases	12
Resolving Cases	12
Dispositions / Case Abstracts	13
Dispositions - Full Investigations	15
Dispositions - All CCRB Cases	16
Dispositions - Allegations	17
Substantiation Rates	19
Substantiation Rates and Video	19
Board Discipline Recommendations for Substantiated Complaints	21
Board Discipline Recommendations for Substantiated Allegations	23
Truncations	25
Complaints by PSA	26
Mediation Unit	28
Administrative Prosecution Unit	30
NYPD Discipline	31
Appendix	35

Executive Summary

The Civilian Complaint Review Board (“CCRB”) is an independent municipal Agency that investigates complaints of NYPD misconduct. Every month, the CCRB prepares an Executive Director report for its public meeting. Data for March 2019 included the following highlights:

- 1) Of the cases in the CCRB active investigations docket, 70% have been open for 4 months or fewer, and 89% have been open for 7 months or fewer (page 10). In March, the CCRB opened 419 new cases (page 4), and currently has a total open docket of 1,931 cases (page 11).
- 2) The CCRB substantiated allegations in 18% of its fully investigated cases (page 15).
- 3) The CCRB fully investigated 22% of the cases it closed in March (page 12) and resolved (fully investigated, mediated or attempted mediation) 29% of the cases it closed (page 16). The Agency's truncation rate was 70% (page 12). This is primarily driven by uncooperative complainants/alleged victims, or witnesses.
- 4) For March, investigations using video evidence resulted in substantiated allegations in 22% of cases - compared to 15% of cases in which video was not available (page 19-20).
- 5) The Monthly Report includes a breakdown of complaints and substantiations by NYPD precinct and borough of occurrence (pages 5-6, 24).
- 6) In March the Police Commissioner did not finalize any decisions against police officers in Administrative Prosecution Unit (APU) cases (page 30). The CCRB's APU prosecutes the most serious allegations of misconduct. The APU conducted 7 trials against members of the NYPD year-to-date; no trials were conducted against respondent officers in March.

Finally, the Monthly Report contains a Table of Contents, Glossary, and Appendix, all meant to assist readers in navigating this report. The CCRB is committed to producing monthly reports that are valuable to the public, and welcomes feedback on how to make its data more accessible.

Glossary

In this glossary we have included a list of terms that regularly appear in our reports.

Allegation: An allegation is a specific act of misconduct. The same “complaint” can have multiple allegations – excessive force and discourteous language, for example. Each allegation is reviewed separately during an investigation.

APU: The Administrative Prosecution Unit is the division of the CCRB that has prosecuted “charges” cases since April 2013, after the signing of a 2012 Memorandum of Understanding between the CCRB and NYPD.

Board Panel: The “Board” of the CCRB has 13 members. Of the 13 members, five are chosen by the Mayor, five are chosen by the City Council, and three are chosen by the Police Commissioner. Following a completed investigation by the CCRB staff, three Board members, sitting as a Board Panel, will make a finding on whether misconduct occurred and will make a recommendation on what level of penalty should follow.

Case/Complaint: For the purposes of CCRB data, a “case” or “complaint” is defined as any incident within the Agency’s jurisdiction, brought to resolution by the CCRB. Cases/Complaints thus include truncations, fully investigated or ongoing cases, mediations, and completed investigations pending Board Panel review.

Disposition: The Board’s finding as to the outcome of a case (i.e. if misconduct occurred).

FADO: Under the City Charter, the CCRB has jurisdiction to investigate the following categories of police misconduct: Force, Abuse of Authority, Discourtesy, and Offensive Language, collectively known as “FADO”.

Intake: CCRB’s intake team initially handles complaints from the public. Intake takes complaints that come via live phone calls, voicemails, an online complaint form, or in-person.

Investigation: CCRB investigators gather evidence and interview witnesses to prepare reports on misconduct allegations. An investigation ends when a closing report is prepared detailing the evidence and legal analysis, and the case is given to the Board for disposition.

Mediation: A complainant may mediate his or her case with the subject officer, in lieu of an investigation, with the CCRB providing a neutral, third-party mediator.

Truncation: When a complaint is withdrawn or there is no complainant/alleged victim available for an interview, the investigation is “truncated.”

Complaints Received

The CCRB’s Intake team processes misconduct complaints from the public and referrals from the NYPD. Under the New York City Charter, the CCRB’s jurisdiction is limited to allegations of misconduct related to Force, Abuse of Authority, Discourtesy and Offensive Language. All other complaints are referred to the appropriate agency. Figure 1 refers to all complaints that the CCRB receives and Figures 2 and 3 refer to new cases that remain with the Agency. In March 2019, the CCRB initiated 419 new complaints.

Figure 1: Total Intake by Month (January 2018 - March 2019)

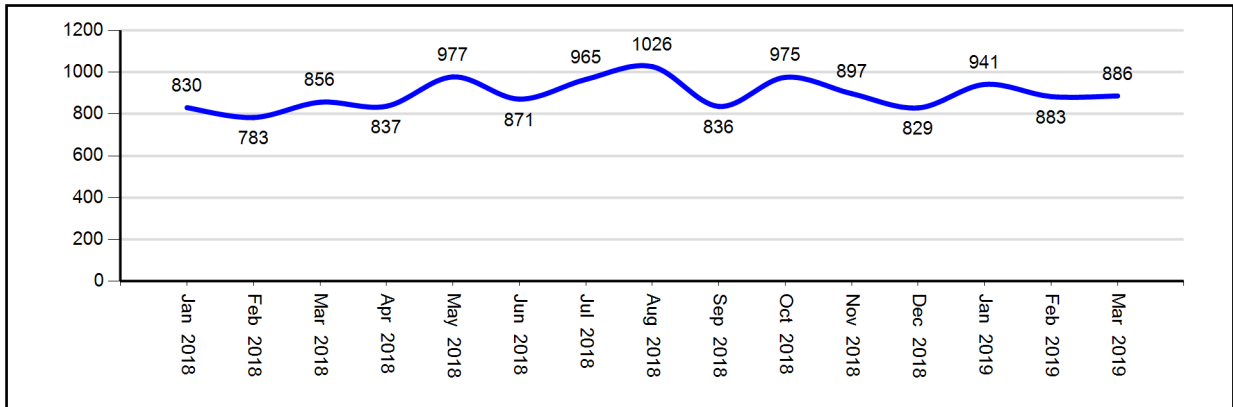


Figure 2: New CCRB Complaints by Month (January 2018 - March 2019)

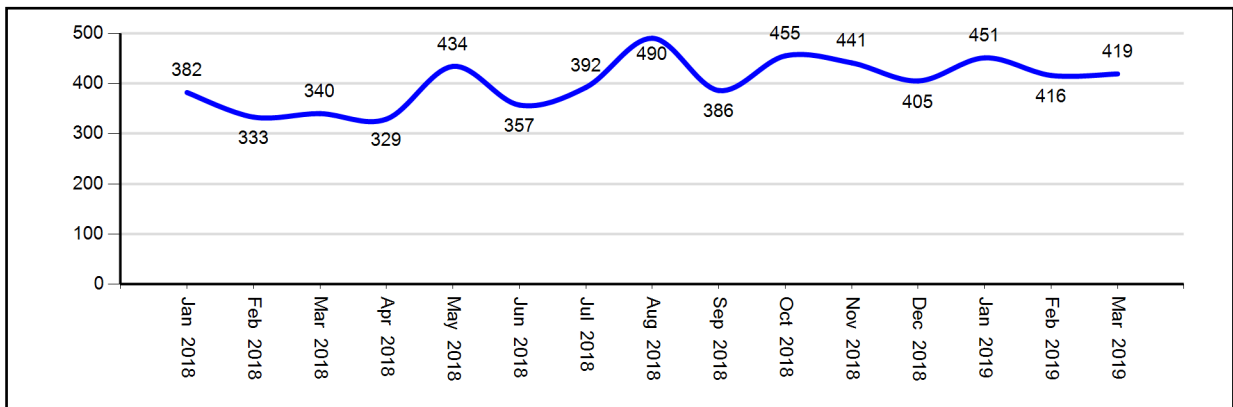
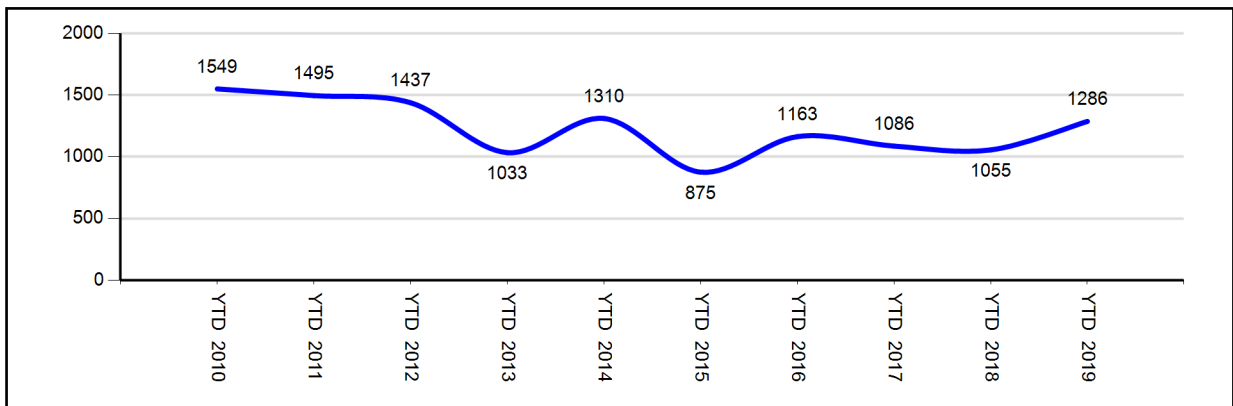


Figure 3: New CCRB Complaints by Year (YTD 2010 - YTD 2019)



CCRB Cases Received by Borough and Precinct

Of the five boroughs, the largest number of misconduct complaints stemmed from incidents occurring in Brooklyn, followed by Bronx. The 52nd Precinct had the highest number at 15 incidents.

Figure 4: CCRB Complaints Received By Borough of Occurrence (March 2019)

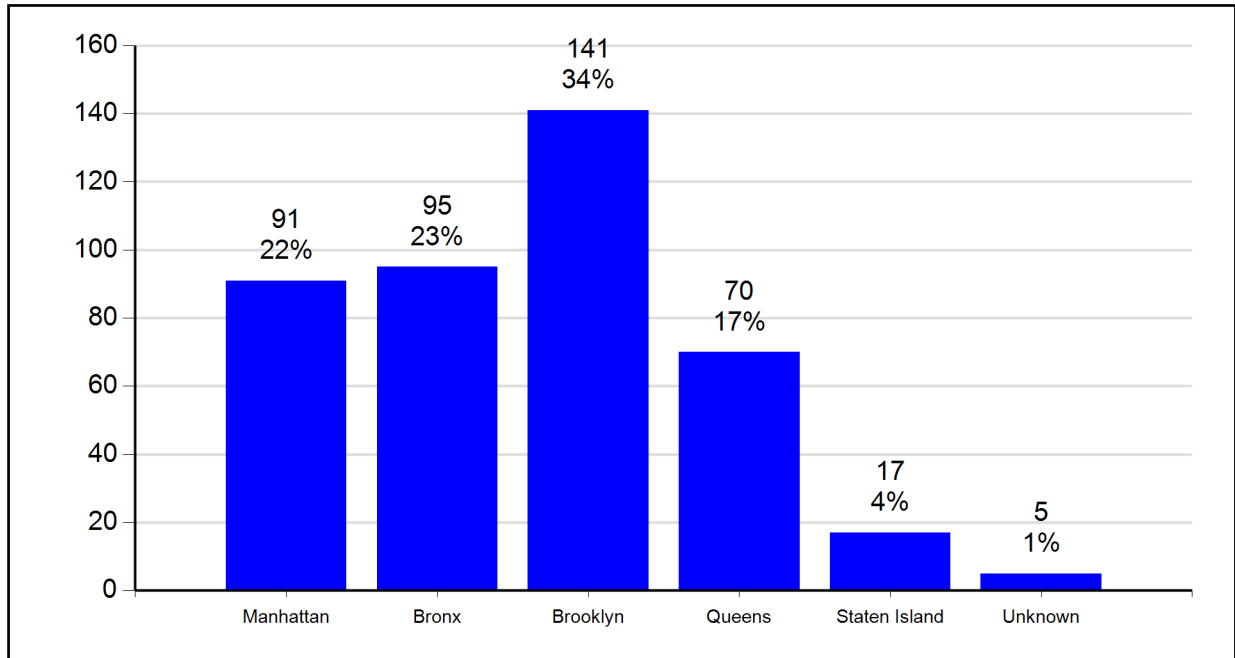


Figure 5: CCRB Complaints Received By Borough of Occurrence (YTD 2019)

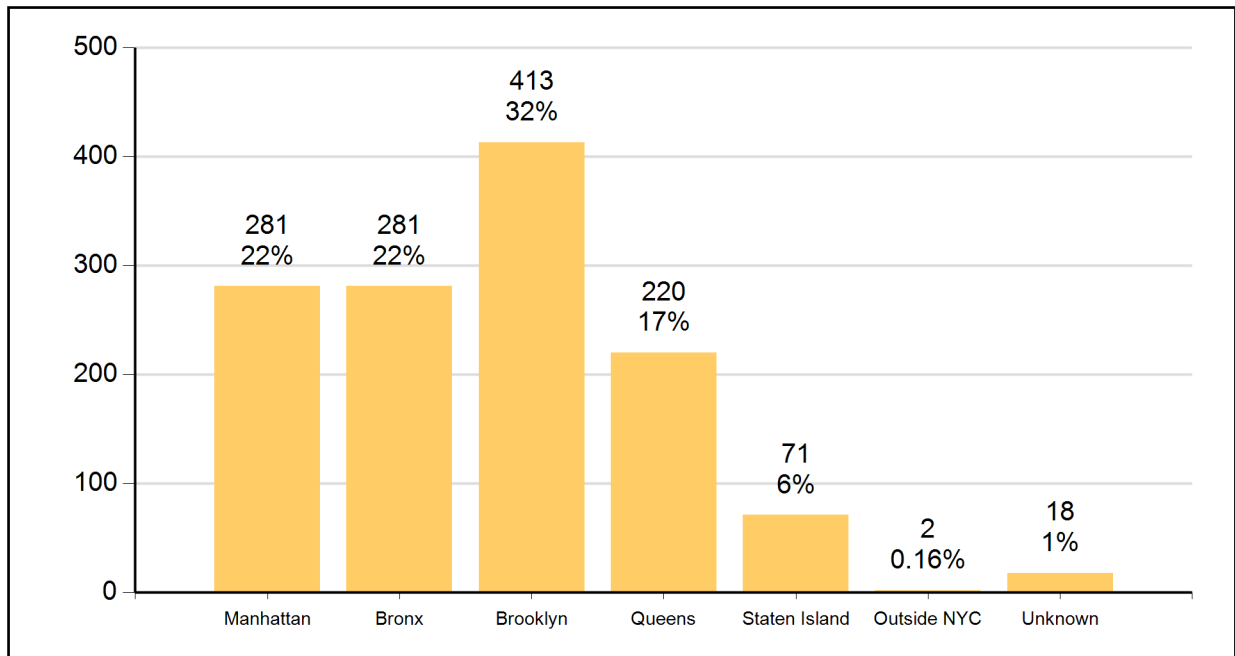


Figure 6: CCRB Complaints Received By Precinct of Occurrence (March 2019)

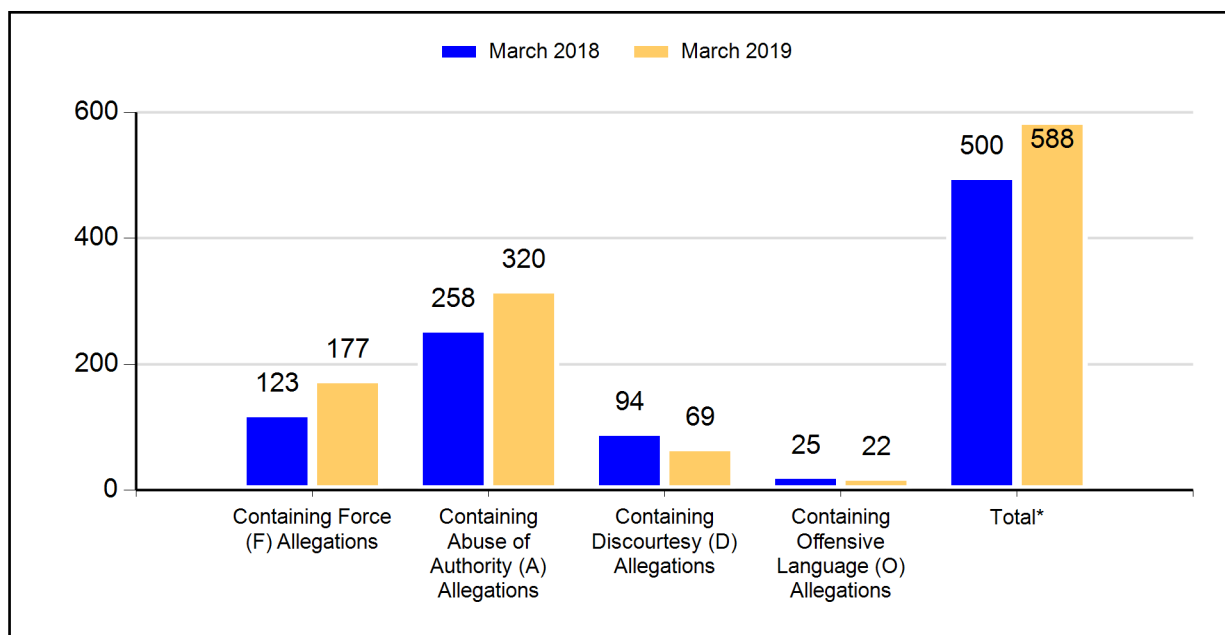
NYPD Precinct of Occurrence*	Number of Complaints	NYPD Precinct of Occurrence*	Number of Complaints
1	5	67	11
5	4	68	4
6	2	69	7
7	4	70	7
9	5	71	5
13	6	72	8
14	12	73	7
17	2	75	12
18	8	76	3
19	3	77	10
20	5	78	2
23	6	79	11
24	2	81	5
25	6	83	7
26	1	84	4
28	3	88	5
30	1	90	8
32	8	94	4
33	5	100	1
34	5	101	3
40	10	102	10
41	3	103	3
42	12	104	6
43	8	105	9
44	11	106	2
45	2	107	1
46	10	108	2
47	8	109	2
48	7	110	3
49	3	111	2
50	4	112	4
52	15	113	5
60	5	114	10
61	6	115	7
62	4	120	11
63	4	121	1
66	2	122	3
		123	2
		Unknown	5

*These figures track where an incident occurred, not necessarily the Command of the officer. Please review Figures 62A-62Q for Command Level data for cases closed in 2017.

Allegations Received

As described in the previous section, the CCRB has jurisdiction over four categories of NYPD misconduct. In comparing March 2018 to March 2019, the number of complaints containing an allegation of Force is up, Abuse of Authority complaints are up, Discourtesy are down and Offensive Language are down. Figures for the year-to-date comparison show that in 2019, complaints containing an allegation of Force are up, Abuse of Authority are up, Discourtesy are down and Offensive Language are down.

Figure 7: CCRB Complaints Received By Type of Allegation (March 2018 vs. March 2019)



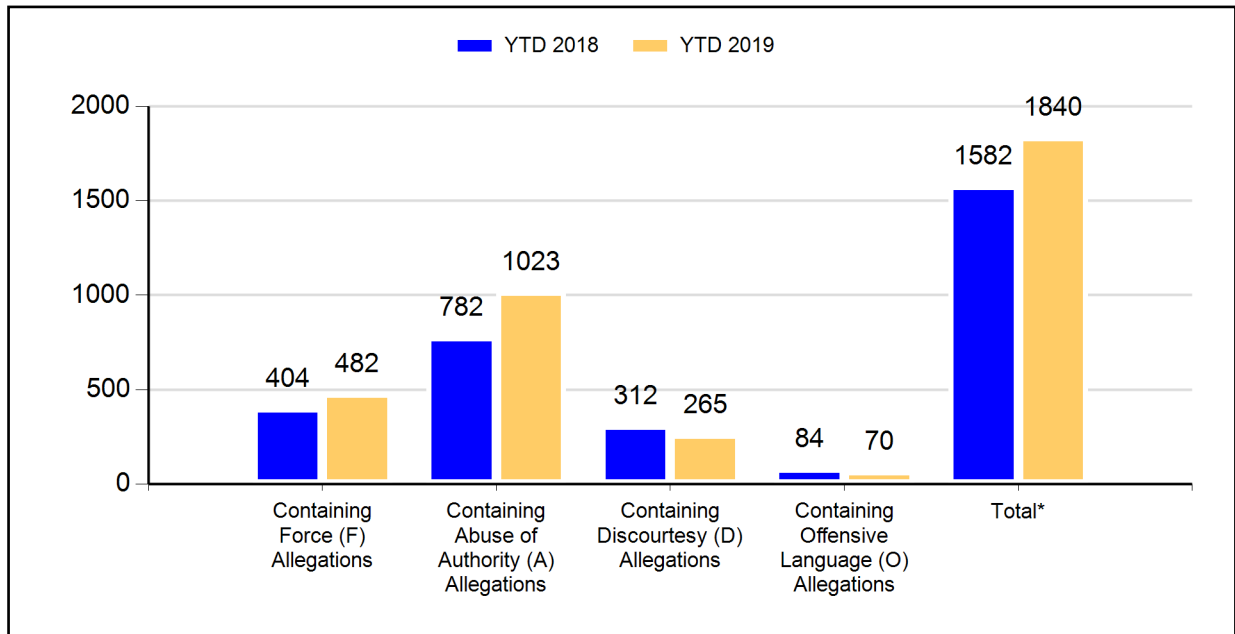
*This is the total of distinct FADO allegation types in complaints received.

Figure 8: CCRB Complaints Received By Type of Allegation (% of Complaints)

	March 2018		March 2019		Change	% Change
	Count	% of Total Complaints	Count	% of Total Complaints		
Force (F)	123	36%	177	42%	54	44%
Abuse of Authority (A)	258	76%	320	76%	62	24%
Discourtesy (D)	94	28%	69	16%	-25	-27%
Offensive Language (O)	25	7%	22	5%	-3	-12%
Total FADO Allegations	500		588		88	18%
Total Complaints	340		419		79	23%

Note: the number of allegations in recently received complaints typically grows somewhat as the complaints are investigated.

Figure 9: CCRB Complaints Received By Type of Allegation (YTD 2018 vs. YTD 2019)



*This is the total of distinct FADO allegation types in complaints received.

Figure 10: CCRB Complaints Received By Type of Allegation YTD (% of Complaints)

	YTD 2018		YTD 2019		Change	% Change
	Count	% of Total Complaints	Count	% of Total Complaints		
Force (F)	404	38%	482	37%	78	19%
Abuse of Authority (A)	782	74%	1023	80%	241	31%
Discourtesy (D)	312	30%	265	21%	-47	-15%
Offensive Language (O)	84	8%	70	5%	-14	-17%
Total FADO Allegations	1582		1840		258	16%
Total Complaints	1055		1286		231	22%

Note: the number of allegations in recently received complaints typically grows somewhat as the complaints are investigated.

Figure 11: Total Allegations (% of Total Allegations)

	March 2018		March 2019		Change	% Change
	Count	% of Total Allegations	Count	% of Total Allegations		
Force (F)	244	21%	352	25%	108	44%
Abuse of Authority (A)	721	63%	911	66%	190	26%
Discourtesy (D)	145	13%	95	7%	-50	-34%
Offensive Language (O)	30	3%	26	2%	-4	-13%
Total Allegations	1140		1384		244	21%
Total Complaints	340		419		79	23%

Figure 12: Total Allegations YTD (% of Total Allegations)

	YTD 2018		YTD 2019		Change	% Change
	Count	% of Total Allegations	Count	% of Total Allegations		
Force (F)	841	24%	982	21%	141	17%
Abuse of Authority (A)	2127	61%	3293	70%	1166	55%
Discourtesy (D)	432	12%	372	8%	-60	-14%
Offensive Language (O)	106	3%	85	2%	-21	-20%
Total Allegations	3506		4732		1226	35%
Total Complaints	1055		1286		231	22%

The number of allegations in recently received complaints typically grows as the complaints are investigated.

CCRB Docket

As of the end of March 2019, 70% of active CCRB cases are fewer than five months old, and 89% active cases have been open for fewer than eight months.

Figure 13: Age of Active Cases Based on Received Date (March 2019)

Case Age Group	Count	% of Total
Cases 0-4 Months	1199	70.2%
Cases 5-7 Months	322	18.9%
Cases 8-11 Months	153	9.0%
Cases 12-18 Months*	30	1.8%
Cases Over 18 Months**	3	0.2%
Total	1707	100%

*12-18 Months: 11 cases that were reopened; 3 cases that were on DA Hold.

**Over18 Months: 0 cases that were reopened; 3 cases that were on DA Hold.

Figure 14: Age of Active Cases Based on Incident Date (March 2019)

	Count	% of Total
Cases 0-4 Months	1066	62.4%
Cases 5-7 Months	344	20.2%
Cases 8-11 Months	197	11.5%
Cases 12-18 Months*	84	4.9%
Cases Over 18 Months**	16	0.9%
Total	1707	100%

*12-18 Months: 14 cases that were reopened; 5 cases that were on DA Hold.

**Over18 Months: 1 case that was reopened; 3 cases that were on DA Hold.

An active case is here defined as an investigation; cases in mediation are excluded.

Figure 15: Number of Active Investigations (January 2018 - March 2019)

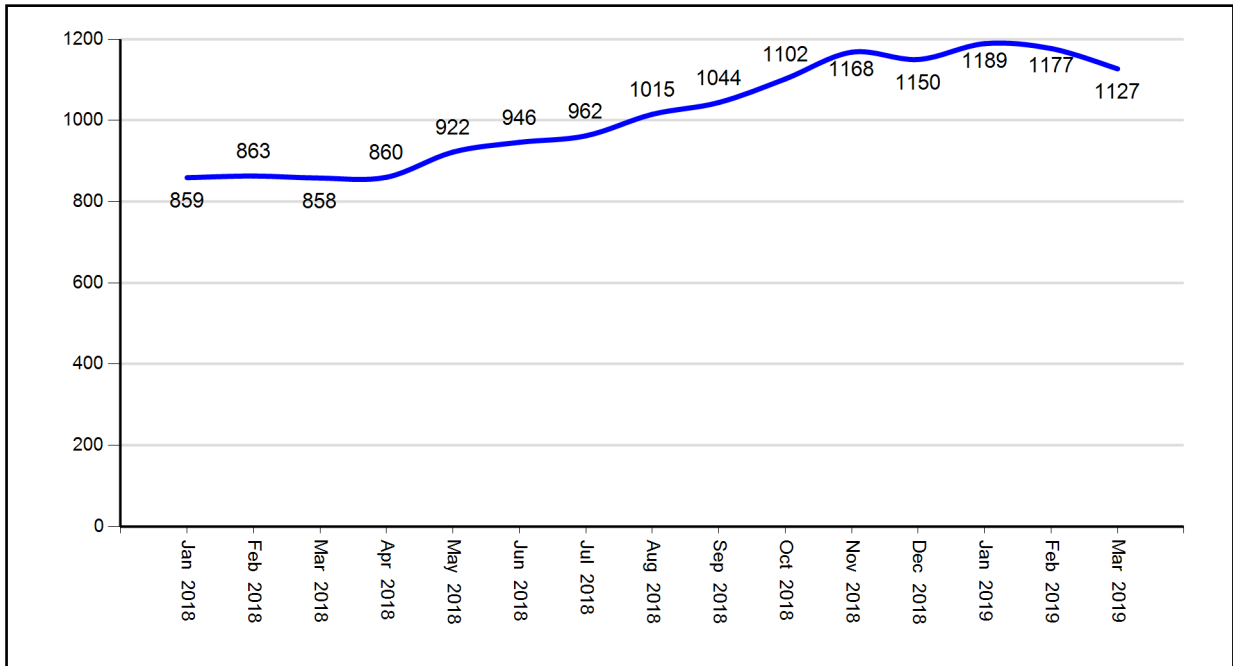


Figure 16: Open Docket Analysis

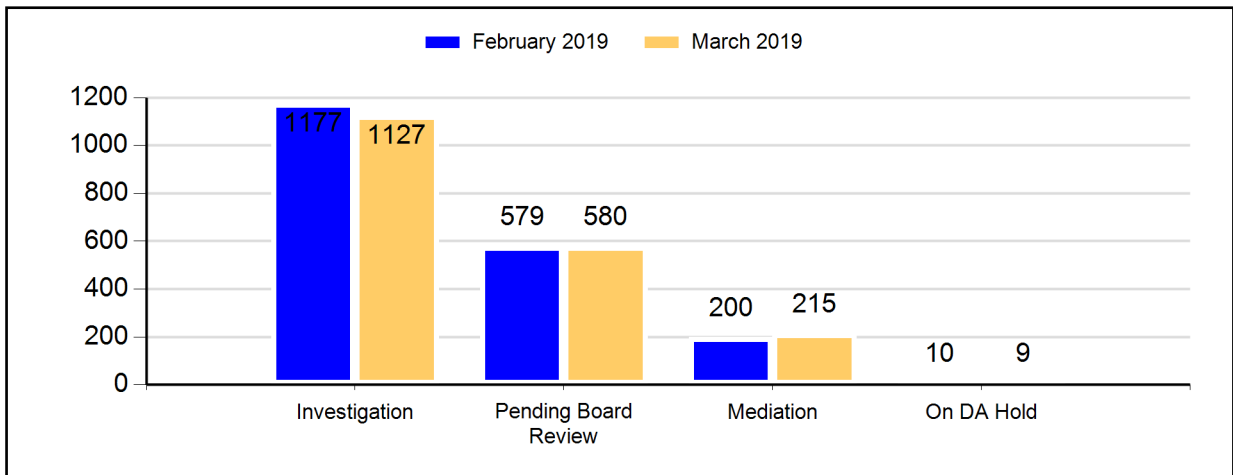


Figure 17: Open Docket Analysis with % Change

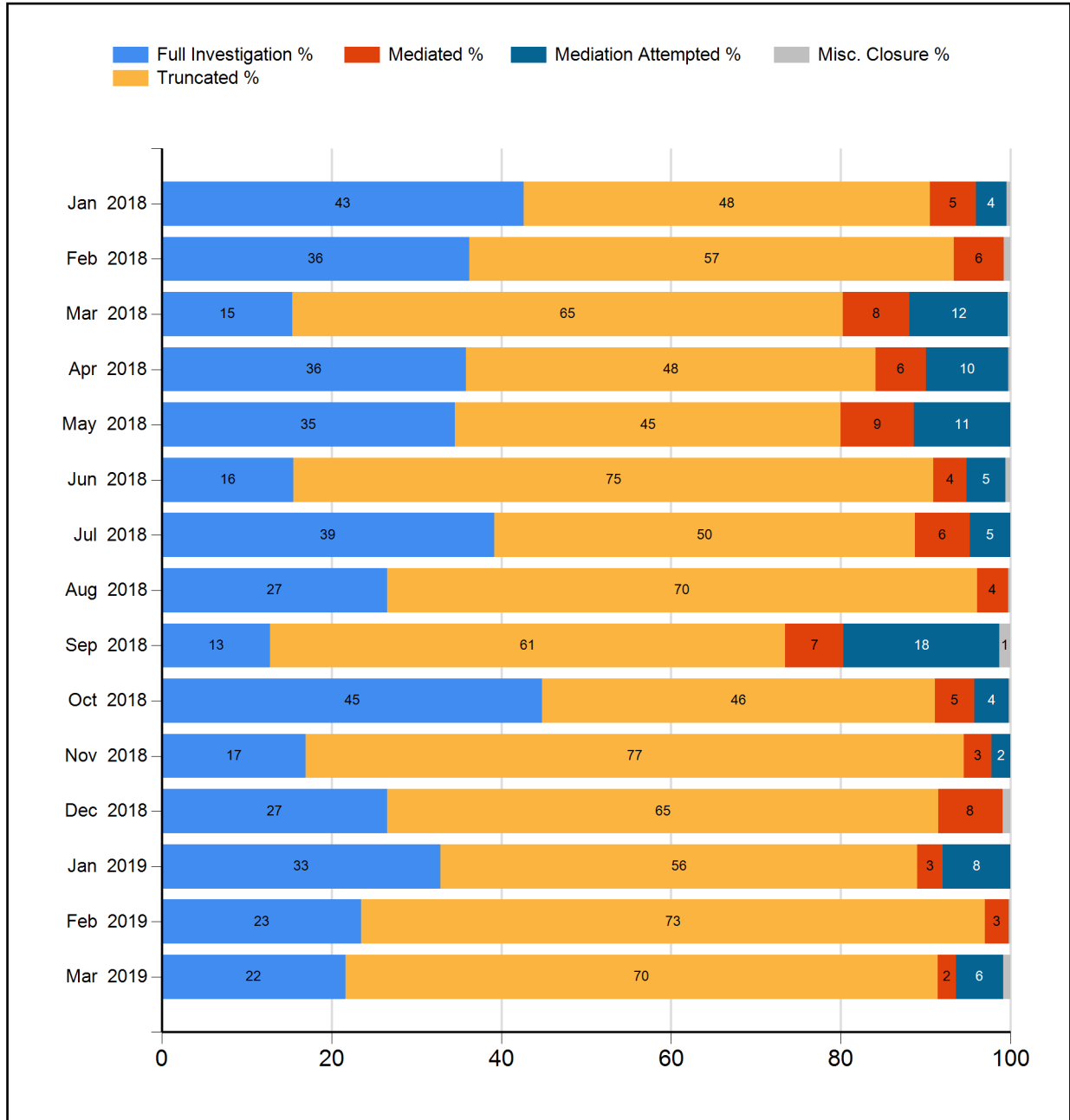
	February 2019		March 2019		Change	% Change
	Count	% of Total	Count	% of Total		
Investigations	1177	60%	1127	58%	-50	-4%
Pending Board Review	579	29%	580	30%	1	0%
Mediation	200	10%	215	11%	15	8%
On DA Hold	10	1%	9	0%	-1	-10%
Total	1966		1931		-35	-2%

Closed Cases

Resolving Cases

In March 2019, the CCRB fully investigated 22% of the cases it closed, and resolved (fully investigated, mediated or mediation attempted) 29% of the cases it closed.

Figure 18: Case Resolutions (January 2018 - March 2019) (%)



Dispositions

Cases fully investigated by the CCRB generally receive one of five outcomes:

- If the alleged misconduct is found to have occurred, based on the preponderance of the evidence, the allegation is **substantiated**.
- If there is not enough evidence to determine whether or not the alleged misconduct occurred, the allegation is **unsubstantiated**.
- If the preponderance of the evidence suggests that the event or alleged act did not occur, the allegation is **unfounded**.
- If the event did occur, but was not improper by a preponderance of evidence, the allegation is **exonerated**.
- If the CCRB was unable to identify any of the officers accused of misconduct, the case is closed as **officer unidentified**.

Additionally, a case might be **mediated**, with the subject officer and complainant discussing the incident in the presence of a neutral third-party moderator, or closed as **mediation attempted**, the designation for a case in which both the officer and the civilian agree to mediate, but the civilian fails to appear twice for the scheduled mediation session or fails to respond to attempts to schedule a mediation session. Finally, a case that cannot be fully investigated due to complainant/alleged victim unavailability or lack of cooperation is **truncated**.

Case Abstracts

The following case abstracts are taken from complaints closed this month and serve as examples of what the different CCRB dispositions mean in practice:

1. Substantiated

An individual stopped to record officers driving down a pedestrian walkway in a park. In response, an officer held up his middle finger towards the camera. This action was captured via cellphone video footage. During his interview, the officer admitted that the gesture was rude, but explained that he made it because he was frustrated by the criticism that officers should not drive their vehicle on pedestrian walkways. As this gesture had no legitimate law enforcement purpose and was intended only to express the officer's frustration, the Board substantiated the allegation.

2. Unsubstantiated

An individual was arrested for trespass. She alleged that while in the backseat of the police vehicle, an officer placed their hand over her mouth, restricting her breathing. In their statements, the officers denied that any officers covered the individual's mouth or did anything to restrict her breathing. Given the conflicting statements and lack of video footage or documentary evidence, the investigation was unable to determine by a preponderance of evidence whether the officer restricted the individual's breathing. The Board unsubstantiated the allegation.

3. Unfounded

Officers responded to a report of theft involving an individual at a Family Dollar store. The individual alleged that upon arrival, an officer threw her against the cash register. Body-worn camera footage from both responding officers showed officers placing the individual against the counter while handcuffing her. At no point was either officer observed throwing the individual

onto the counter. The Board unfounded the allegation.

4. Exonerated

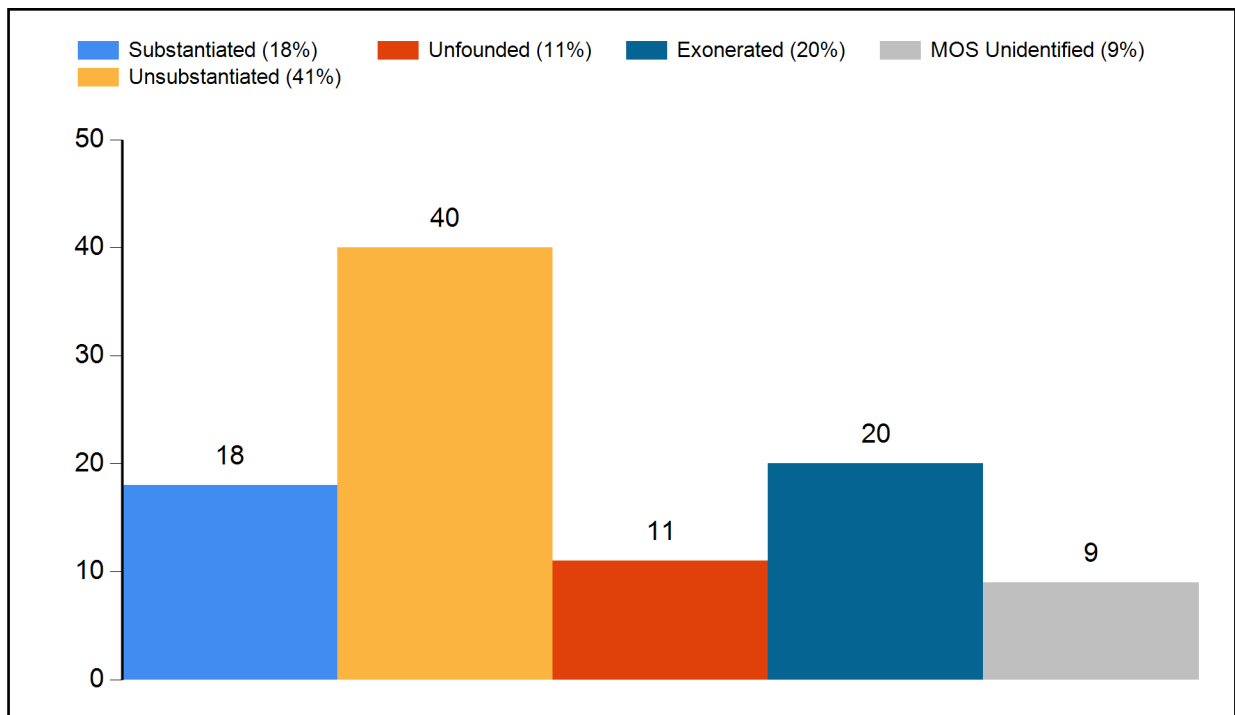
An individual was stopped by officers for committing a moving violation on his bicycle. Body-worn camera footage, capturing the incident, showed the individual verbally admitting to running a red light at the intersection. As the individual, by refusing to obey a traffic light, committed a violation under New York State Vehicle and Traffic Law, it was reasonable for the officers to stop the individual. As a result, the Board exonerated the allegation.

5. Officer Unidentified

An individual, attending the Puerto Rican Day Festival, stopped to photograph a float. Almost immediately, the individual was pushed to the ground by a Caucasian male in plainclothes, whom the individual believed to be a police officer. The individual did not observe a shield on the man. Video footage of the incident was not found, and police documentation proved inconclusive in determining the subject officer. The Detail Roster for the festival revealed assigned officers from seven Precincts. The investigation identified four potential subject officers assigned to foot posts near the vicinity of the incident, but a review of these officers' pedigree found that none of them matched the description provided, and the officers' memo book entries did not note any interactions with the individual. Additionally, the description provided by the individual gave no indication to suggest the male was a member of the NYPD. The Board closed the allegation as officer unidentified.

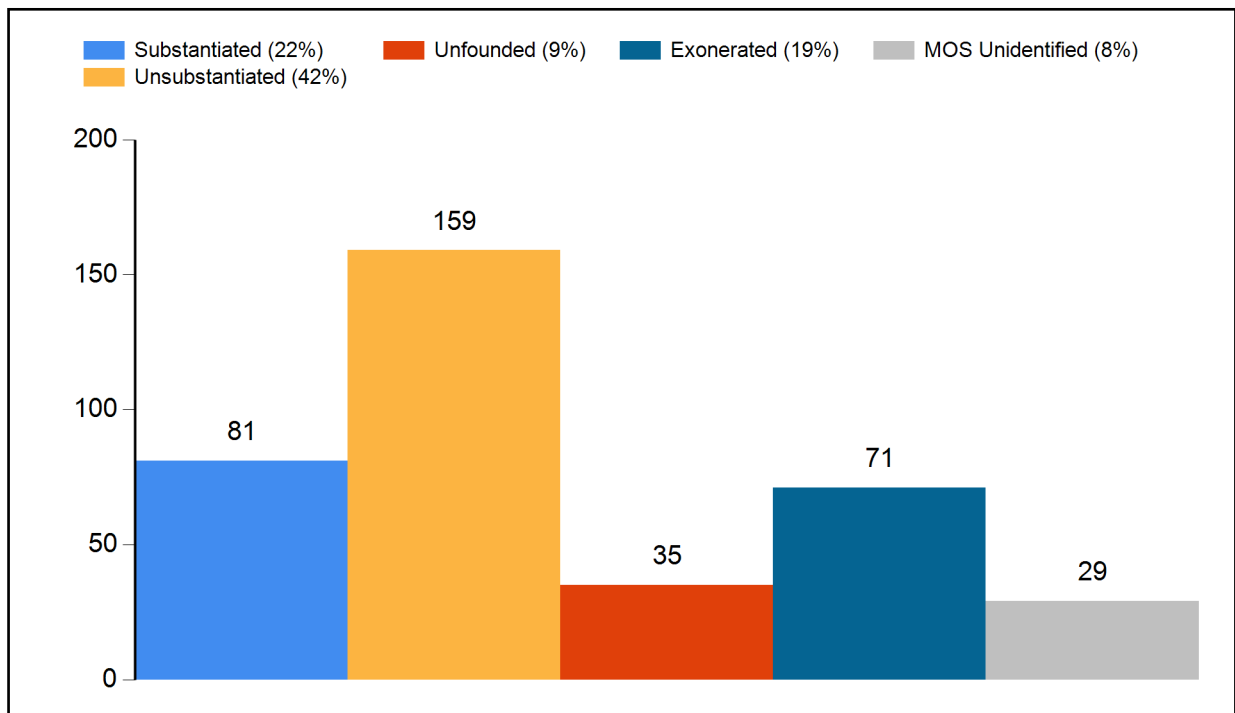
Dispositions - Full Investigations

Figure 19: Disposition Counts of Full Investigations (March 2019)



Due to the reconsideration process, counts are subject to change.

Figure 20: Disposition Counts of Full Investigations (YTD 2019)



Due to the reconsideration process, counts are subject to change.

Dispositions - All CCRB Cases

In addition to full investigations, CCRB cases can be closed through mediation and truncation. The following table lists all the CCRB case closures for the current month and year-to-date.

Figure 21: Disposition of Cases (2018 vs 2019)

	Mar 2018		Mar 2019		YTD 2018		YTD 2019	
	Count	% of Total	Count	% of Total	Count	% of Total	Count	% of Total
Full Investigations								
Substantiated	8	16%	18	18%	53	17%	81	22%
Exonerated	8	16%	20	20%	52	16%	71	19%
Unfounded	5	10%	11	11%	27	8%	35	9%
Unsubstantiated	23	47%	40	41%	163	51%	159	42%
MOS Unidentified	5	10%	9	9%	25	8%	29	8%
Total - Full Investigations	49		98		320		375	
Mediation Closures	Count	% of Total	Count	% of Total	Count	% of Total	Count	% of Total
Mediated	25	40%	10	29%	63	55%	38	36%
Mediation Attempted	37	60%	25	71%	52	45%	68	64%
Total - ADR Closures	62		35		115		106	
Resolved Case Total	111	35%	133	29%	435	44%	481	34%
Truncations / Other Closures	Count	% of Total	Count	% of Total	Count	% of Total	Count	% of Total
Complaint withdrawn	34	16%	61	19%	92	16%	189	20%
Complainant/Alleged Victim/Witness uncooperative	116	56%	152	48%	313	56%	460	49%
Complainant/Alleged Victim/Witness unavailable	29	14%	53	17%	77	14%	157	17%
Alleged Victim unidentified	1	0%	7	2%	5	1%	19	2%
Closed - Pending Litigation*	27	13%	43	13%	66	12%	108	12%
Miscellaneous	1	0%	2	1%	2	0%	2	0%
Administrative closure**	0	0%	2	1%	3	1%	3	0%
Total - Other Case Dispositions	208		320		558		938	
Total - Closed Cases	319		453		993		1419	

* Closed - Pending Litigation is a truncation category added in August 2017. It indicates that the complaint was truncated due to the complainant/alleged victim's attorney.

**Administrative closure is a special category that deals with NYPD's Internal Affairs Bureau-referred cases or spin off cases with no complainant/alleged victim, and in which CCRB attempts to locate or identify a complainant/alleged victim has yielded no results.

Dispositions - FADO Allegations

“Allegations” are different than “cases.” A case or complaint is based on an incident and may contain one or more allegations of police misconduct. The allegation substantiation rate is 9% for the month of March 2019, and the allegation substantiation rate is 13% year-to-date. The type of allegation the CCRB is most likely to substantiate is Discourtesy – substantiating 11% of such allegations during March 2019, and 15% for the year.

Figure 22: Disposition of Allegations (2018 vs 2019)

	Mar 2018		Mar 2019		YTD 2018		YTD 2019	
Fully Investigated Allegations	Count	%of Total	Count	%of Total	Count	%of Total	Count	%of Total
Substantiated	27	12%	40	9%	158	10%	226	13%
Unsubstantiated	99	42%	138	31%	639	42%	560	32%
Unfounded	16	7%	71	16%	121	8%	179	10%
Exonerated	58	25%	153	35%	450	29%	591	34%
MOS Unidentified	33	14%	39	9%	166	11%	176	10%
Total - Full Investigations	233		441		1534		1732	
Mediation Closures	Count	%of Total	Count	%of Total	Count	%of Total	Count	%of Total
Mediated	56	39%	22	24%	136	51%	67	29%
Mediation Attempted	87	61%	71	76%	132	49%	162	71%
Total - ADR Closures	143		93		268		229	
Truncations / Other Closures	Count	%of Total	Count	%of Total	Count	%of Total	Count	%of Total
Complaint withdrawn	80	15%	143	15%	201	14%	478	17%
Complainant/Alleged Victim/Witness uncooperative	301	58%	486	50%	847	60%	1427	52%
Complainant/Alleged Victim/Witness unavailable	52	10%	149	15%	147	10%	374	14%
Alleged Victim unidentified	1	0%	24	2%	9	1%	68	2%
Closed - Pending Litigation	79	15%	146	15%	183	13%	381	14%
Miscellaneous	6	1%	21	2%	10	1%	30	1%
Administrative closure	0	0%	4	0%	11	1%	6	0%
Total - Other Case Dispositions	519		973		1408		2764	
Total - Closed Allegations	895		1507		3210		4725	

Figure 23: Disposition of Allegations By FADO Category (March 2019)

	Substantiated	Unsubstantiated	Exonerated	Unfounded	Officers Unidentified	Total
Force	4 3%	32 27%	35 30%	35 30%	12 10%	118 100%
Abuse of Authority	30 12%	72 28%	116 45%	14 5%	24 9%	256 100%
Discourtesy	6 11%	30 54%	1 2%	17 30%	2 4%	56 100%
Offensive Language	0 0%	4 36%	1 9%	5 45%	1 9%	11 100%
Total	40 9%	138 31%	153 35%	71 16%	39 9%	441 100%

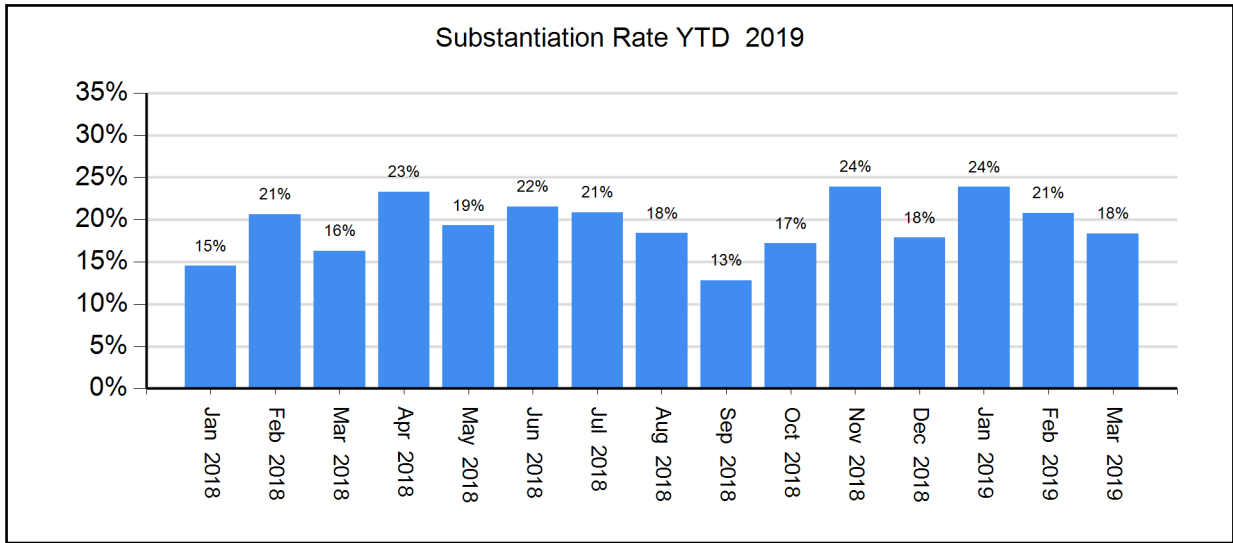
Figure 24: Disposition of Allegations By FADO Category (YTD 2019)

	Substantiated	Unsubstantiated	Exonerated	Unfounded	Officers Unidentified	Total
Force	39 10%	118 29%	146 36%	69 17%	32 8%	404 100%
Abuse of Authority	153 14%	318 29%	437 40%	60 6%	118 11%	1086 100%
Discourtesy	30 15%	98 50%	7 4%	39 20%	23 12%	197 100%
Offensive Language	4 9%	26 58%	1 2%	11 24%	3 7%	45 100%
Total	226 13%	560 32%	591 34%	179 10%	176 10%	1732 100%

Substantiation Rates

The March 2019 case substantiation rate was 18%.

Figure 25: Percentage of Cases Substantiated (January 2018 - March 2019)

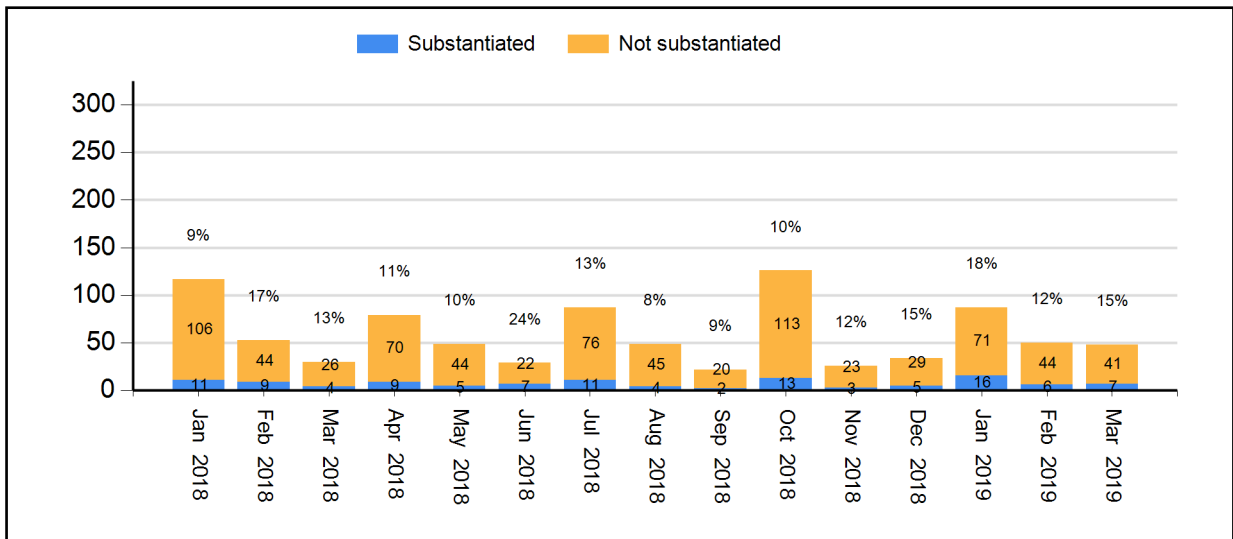


Due to the reconsideration process, counts are subject to change.

Substantiation Rates and Video

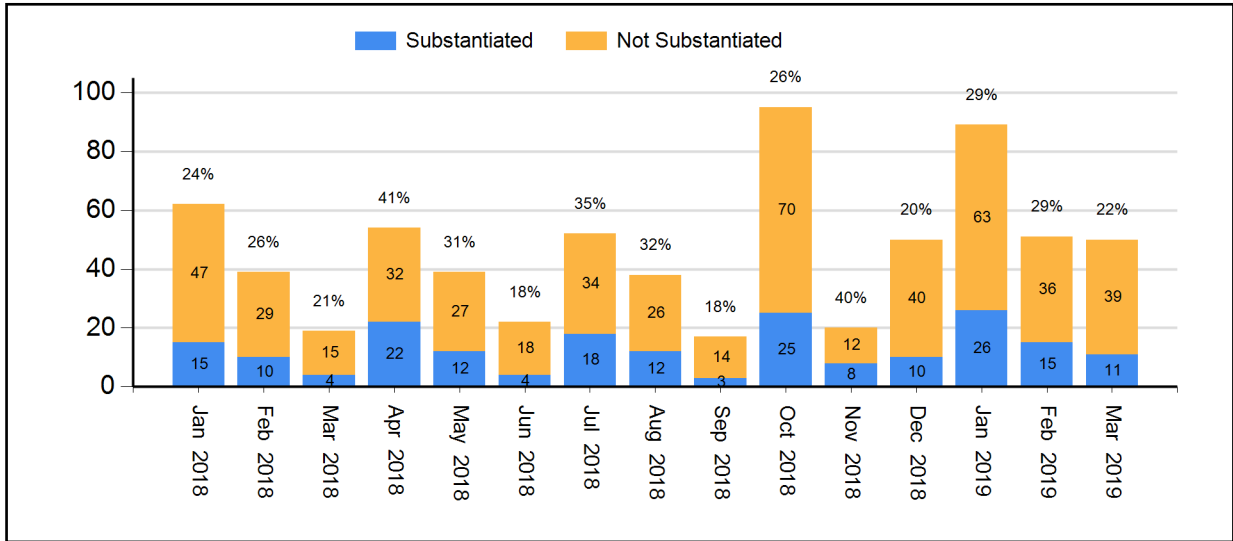
In general, investigations relying on video evidence from security cameras or personal devices result in much higher substantiation rates.

**Figure 26: Substantiation Rates for Full Investigations without Video (Jan 2019 - Mar 2019)
(% substantiated shown)**



Due to the reconsideration process, counts are subject to change.

Figure 27: Substantiation Rates for Full Investigations with Video (Jan 2019 - Mar 2019)
 (% substantiated shown)



Due to the reconsideration process, counts are subject to change.

Board Discipline Recommendations for Substantiated Complaints

After a CCRB investigative team has completed its investigation and recommended the substantiation of a complaint against an officer, a panel of three Board members determines whether to substantiate the allegation and make a disciplinary recommendation.

- “Charges and Specifications” are the most severe form of discipline. A decision to assign Charges commences a process that may result in an administrative trial in the NYPD Trial Room. An officer may lose vacation days, be suspended, or be terminated from the Department if the officer is found guilty.
- “Instructions” or “Formalized Training” are the least severe discipline, often recommended for officers who misunderstand a policy. This determination results in training at the command level (Instructions) or training at the Police Academy or NYPD Legal Bureau (Formalized Training).
- “Command Discipline” is recommended for misconduct that is moderately serious, but does not rise to the level of that associated with Charges. An officer can lose up to ten vacation days as a result of a Command Discipline.
- When the Board has recommended Instructions, Formalized Training or Command Discipline, the case is sent to the NYPD Commissioner to impose training and/or other penalties. Cases where the Board recommends charges are prosecuted by the CCRB’s Administrative Prosecution Unit.

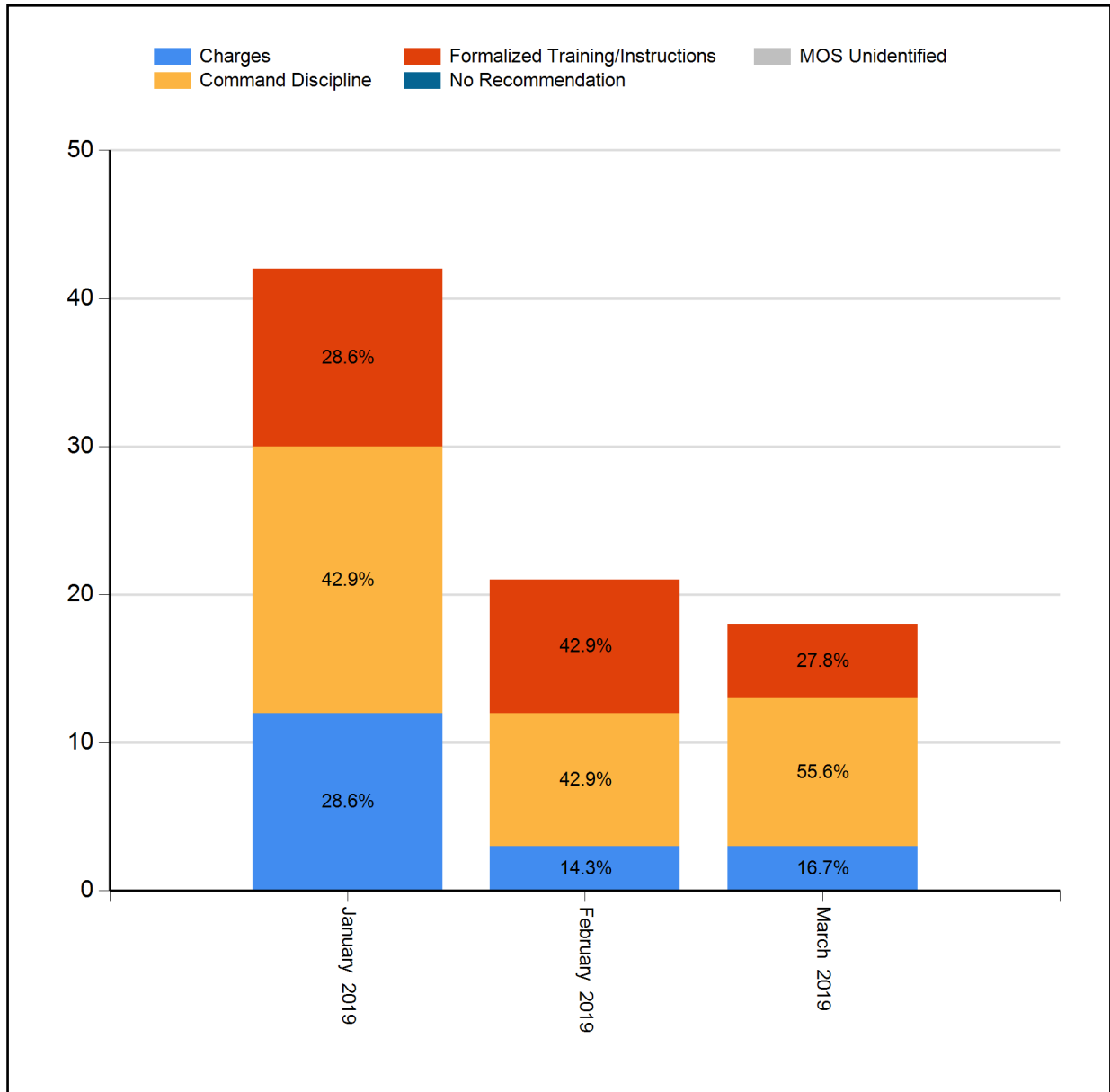
Figure 28: Board Discipline Recommendations For Substantiated Complaints*
(Mar 2018, Mar 2019, YTD 2018, YTD 2019)

Disposition	March 2018		March 2019		YTD 2018		YTD 2019	
	Count	%of Total	Count	%of Total	Count	%of Total	Count	%of Total
Charges	5	62%	3	17%	16	30%	18	22%
Command Discipline	1	12%	10	56%	22	42%	37	46%
Formalized Training	1	12%	3	17%	5	9%	12	15%
Instructions	1	12%	2	11%	10	19%	14	17%
MOS Unidentified	0	0%	0	0%	0	0%	0	0%
Total	8		18		53		81	

Due to the reconsideration process, counts are subject to change.

* A complaint containing a number of substantiated allegations against a number of different officers will typically generate a variety of different disciplinary recommendations. To determine the disciplinary recommendation associated with the complaint as a whole, the CCRB uses the most severe disciplinary recommendation made. The order of severity is: 1) Charges 2) Command Discipline 3) Formalized Training 4) Instructions.

Figure 29: Board Discipline Recommendations For Substantiated Complaints* (2019)



Due to the reconsideration process, counts are subject to change.

* A complaint containing a number of substantiated allegations against a number of different officers will typically generate a variety of different disciplinary recommendations. To determine the disciplinary recommendation associated with the complaint as a whole, the CCRB uses the most severe disciplinary recommendation made. The order of severity is: 1) Charges 2) Command Discipline 3) Formalized Training 4) Instructions.

Board Discipline Recommendations for Officers with Substantiated Allegations

A substantiated CCRB complaint may generate multiple substantiated allegations against multiple officers. Each substantiated allegation will carry its own discipline recommendation from the CCRB Board.

The following table presents the number of officers against whom discipline recommendations have been made as a result of a substantiated CCRB complaint. Where there are multiple substantiated allegations with multiple disciplinary recommendations for an officer in a complaint, the most severe disciplinary recommendation is used to determine the overall recommendation for that officer.

Figure 30: Board Discipline Recommendations for Officers with Substantiated Allegations*
(Mar 2018, Mar 2019, YTD 2018, YTD 2019)

Disposition	March 2018		March 2019		YTD 2018		YTD 2019	
	Count	%of Total	Count	%of Total	Count	%of Total	Count	%of Total
Charges	9	56.2%	5	18.5%	26	30.2%	27	23.1%
Command Discipline	3	18.8%	13	48.1%	38	44.2%	55	47%
Formalized Training	2	12.5%	6	22.2%	9	10.5%	18	15.4%
Instructions	2	12.5%	3	11.1%	13	15.1%	17	14.5%
MOS Unidentified	0	0%	0	0%	0	0%	0	0%
Total	16		27		86		117	

Due to the reconsideration process, counts are subject to change.

* The counts in this table reflect the number of distinct MOS with a substantiated allegation in each complaint.

Figure 31: Substantiated Allegations By Borough and NYPD Precinct (March 2019)

The figures in this table reflect all substantiated allegations for each MOS.

Board Disposition	FADO Category	Allegation	Precinct of Occurrence	Borough of Occurrence
Substantiated (Command Discipline A)	Discourtesy	Gesture	5	Manhattan
Substantiated (Charges)	Abuse of Authority	Refusal to obtain medical treatment	26	Outside NYC
Substantiated (Charges)	Abuse of Authority	Refusal to obtain medical treatment	26	Outside NYC
Substantiated (Charges)	Abuse of Authority	Refusal to obtain medical treatment	26	Outside NYC
Substantiated (Charges)	Abuse of Authority	Other	26	Outside NYC
Substantiated (Charges)	Abuse of Authority	Other	26	Outside NYC
Substantiated (Charges)	Force	Gun Pointed	26	Outside NYC
Substantiated (Charges)	Force	Physical force	26	Outside NYC
Substantiated (Charges)	Force	Physical force	26	Outside NYC
Substantiated (Formalized Training)	Abuse of Authority	Seizure of property	28	Manhattan
Substantiated (Formalized Training)	Abuse of Authority	Search of Premises	28	Manhattan
Substantiated (Command Discipline B)	Abuse of Authority	Frisk	42	Bronx
Substantiated (Command Discipline B)	Abuse of Authority	Search (of person)	42	Bronx
Substantiated (Command Discipline B)	Abuse of Authority	Question	42	Bronx
Substantiated (Command Discipline B)	Abuse of Authority	Question	42	Bronx
Substantiated (Command Discipline A)	Discourtesy	Word	44	Bronx
Substantiated (Command Discipline A)	Abuse of Authority	Threat of arrest	46	Bronx
Substantiated (Command Discipline A)	Abuse of Authority	Refusal to process civilian complaint	46	Bronx
Substantiated (Command Discipline A)	Abuse of Authority	Refusal to provide name/shield number	46	Bronx
Substantiated (Command Discipline A)	Discourtesy	Word	46	Bronx
Substantiated (Command Discipline A)	Force	Physical force	46	Bronx
Substantiated (Command Discipline A)	Abuse of Authority	Refusal to process civilian complaint	49	Bronx
Substantiated (Command Discipline A)	Abuse of Authority	Question	50	Bronx
Substantiated (Command Discipline A)	Abuse of Authority	Question	50	Bronx
Substantiated (Command Discipline A)	Abuse of Authority	Photography/Videography	50	Bronx
Substantiated (Command Discipline B)	Abuse of Authority	Vehicle search	63	Brooklyn
Substantiated (Command Discipline B)	Abuse of Authority	Retaliatory summons	63	Brooklyn
Substantiated (Command Discipline B)	Abuse of Authority	Retaliatory summons	63	Brooklyn
Substantiated (Formalized Training)	Abuse of Authority	Question	79	Brooklyn
Substantiated (Command Lvl Instructions)	Discourtesy	Word	84	Brooklyn
Substantiated (Formalized Training)	Abuse of Authority	Refusal to provide name/shield number	88	Brooklyn
Substantiated (Formalized Training)	Abuse of Authority	Forcible Removal to Hospital	88	Brooklyn
Substantiated (Command Discipline B)	Abuse of Authority	Threat of arrest	101	Queens
Substantiated (Charges)	Abuse of Authority	Frisk	103	Queens
Substantiated (Charges)	Abuse of Authority	Stop	103	Queens
Substantiated (Charges)	Abuse of Authority	Strip-searched	107	Queens
Substantiated (Charges)	Abuse of Authority	Strip-searched	107	Queens
Substantiated (Charges)	Abuse of Authority	Frisk	107	Queens
Substantiated (Command Lvl Instructions)	Discourtesy	Word	123	Staten Island
Substantiated (Command Discipline A)	Discourtesy	Action	123	Staten Island

Truncations

A “truncation” is a case that is not fully investigated, either because the complainant/alleged victim withdraws the complaint; is uncooperative with the investigation; is not available for the investigative team to interview; or is never identified. The CCRB constantly seeks to lower the number of truncations.

Figure 32: Truncated Allegations (March 2019)

	Withdrawn	Uncooperative	Unavailable	Civilian Unidentified	Pending Litigation*	Total
Force	32	79	56	4	65	236
Abuse of Authority	102	354	78	20	73	627
Discourtesy	8	45	8	0	6	67
Offensive Language	1	8	7	0	2	18
Total	143	486	149	24	146	948

Figure 33: Truncated CCRB Complaints (March 2019)

	Withdrawn	Uncooperative	Unavailable	Civilian Unidentified	Pending Litigation*	Total
Total	61	152	53	7	43	316

Figure 34: Truncated Allegations (YTD 2019)

	Withdrawn	Uncooperative	Unavailable	Civilian Unidentified	Pending Litigation*	Total
Force	82	271	143	15	189	700
Abuse of Authority	318	991	193	46	170	1718
Discourtesy	60	137	26	6	20	249
Offensive Language	18	28	12	1	2	61
Total	478	1427	374	68	381	2728

Figure 35: Truncated CCRB Complaints (YTD 2019)

	Withdrawn	Uncooperative	Unavailable	Civilian Unidentified	Pending Litigation*	Total
Total	189	460	157	19	108	933

*Pending Litigation is a truncation category added in August 2017. It indicates that the complaint was truncated due to the complainant/alleged victim's attorney.

Complaints Against Officers Assigned to Police Service Areas

The Police Service Areas (PSA) are commands that police New York City Housing Developments throughout the five boroughs. PSA complaints are defined as complaints that contain at least one FADO allegation against an officer assigned to a PSA command.

Figure 36: PSA Complaints Closed as % of Total Complaints Closed

	Mar 2018	Mar 2019	YTD 2018	YTD 2019
PSA Complaints	4	17	47	49
Total Complaints	319	453	993	1419
PSA Complaints as % of Total	1.3%	3.8%	4.7%	3.5%

A single PSA complaint may contain allegations against multiple officers assigned to multiple PSA commands. The following table breaks out the different PSAs and shows the number of officers assigned to each PSA against whom FADO allegations have been made.

Figure 37: Closed Complaints Against Officers Assigned to a PSA

	Mar 2018	Mar 2019	YTD 2018	YTD 2019
PSA 1	0	7	10	11
PSA 2	0	3	16	15
PSA 3	0	3	3	4
PSA 4	2	11	15	23
PSA 5	0	2	4	9
PSA 6	2	3	11	12
PSA 7	4	0	24	3
PSA 8	0	1	8	9
PSA 9	0	0	10	3
Total	8	30	101	89

Complaints typically contain more than one allegation. The following table shows the allegations made against officers assigned to PSA commands broken out by FADO type.

Figure 38: Closed Allegations Against Officers Assigned to a PSA by FADO Type

	Mar 2018		Mar 2019		YTD 2018		YTD 2019	
	Count	% of Total	Count	% of Total	Count	% of Total	Count	% of Total
Force (F)	4	44%	11	31%	35	26%	30	27%
Abuse of Authority (A)	4	44%	19	54%	79	58%	63	57%
Discourtesy (D)	1	11%	5	14%	17	13%	10	9%
Offensive Language (O)	0	0%	0	0%	5	4%	7	6%
Total	9	99%	35	99%	136	101%	110	99%

Dispositions of Officers Assigned to PSAs

The following tables show the Board disposition of officers assigned to a PSA with a FADO allegation made against them.

Figure 39: Disposition of PSA Officers (2018 vs 2019)

Full Investigations	Mar 2018		Mar 2019		YTD 2018		YTD 2019	
	Count	%of Total	Count	%of Total	Count	%of Total	Count	%of Total
Substantiated	0	NaN%	0	0%	12	18%	5	13%
Exonerated	0	NaN%	6	46%	17	26%	14	37%
Unfounded	0	NaN%	4	31%	0	0%	4	11%
Unsubstantiated	0	NaN%	3	23%	37	56%	15	39%
MOS Unidentified	0	NaN%	0	0%	0	0%	0	0%
Total - Full Investigations	0		13		66		38	
Mediation Closures	Count	%of Total	Count	%of Total	Count	%of Total	Count	%of Total
Mediated	1	100%	1	33%	3	50%	1	33%
Mediation Attempted	0	0%	2	67%	3	50%	2	67%
Total - ADR Closures	1		3		6		3	
Resolved Case Total	1	12%	16	53%	72	71%	41	46%
Truncations / Other Closures	Count	%of Total	Count	%of Total	Count	%of Total	Count	%of Total
Complaint withdrawn	4	57%	3	21%	7	24%	10	21%
Complainant/Alleged Victim/Witness uncooperative	2	29%	7	50%	16	55%	26	54%
Complainant/Alleged Victim/Witness unavailable	0	0%	1	7%	0	0%	4	8%
Alleged Victim unidentified	0	0%	0	0%	0	0%	0	0%
Closed - Pending Litigation*	1	14%	3	21%	6	21%	8	17%
Miscellaneous	0	0%	0	0%	0	0%	0	0%
Administrative closure*	0	0%	0	0%	0	0%	0	0%
Total - Other Case Dispositions	7		14		29		48	
Total - Closed Cases	8		30		101		89	

* Closed - Pending Litigation is a truncation category added in August 2017. It indicates that the complaint was truncated due to the complainant/alleged victim's attorney.

**Administrative closure is a special category that deals with NYPD's Internal Affairs Bureau-referred cases or spin off cases with no complainant/alleged victim, and in which CCRB attempts to locate or identify a complainant/alleged victim has yielded no results.

Mediation Unit

Whenever mediation between a complainant/alleged victim and subject officer is suitable, it is offered by CCRB investigators. If the complainant/alleged victim and subject officer both agree to participate, a neutral, third-party mediator facilitates a conversation between the parties. “Mediation Attempted” refers to a situation in which an officer agrees to mediate and the complainant becomes unavailable (after the complainant initially agreed to mediation). The chart below indicates the number of mediations and attempted mediations in March and this year.

Figure 40: Mediated Complaints Closed

	March 2019			YTD 2019		
	Mediated	Mediation Attempted	Total	Mediated	Mediation Attempted	Total
Mediated Complaints	10	25	35	38	68	106

Figure 41: Mediated FADO Allegations Closed

	March 2019			YTD 2019		
	Mediated	Mediation Attempted	Total	Mediated	Mediation Attempted	Total
Force	0	9	9	1	16	17
Abuse of Authority	20	57	77	54	114	168
Discourtesy	2	4	6	10	26	36
Offensive Language	0	1	1	2	6	8
Total	22	71	93	67	162	229

Figure 42: Mediated Complaints By Borough (March 2019)

	Mediations
Bronx	3
Brooklyn	1
Manhattan	4
Queens	2
Staten Island	0

Figure 43: Mediated Allegations By Borough (March 2019)

	Mediations
Bronx	4
Brooklyn	1
Manhattan	10
Queens	7
Staten Island	0

**Figure 44: Mediated Complaints By Precinct
(Mar 2019 - YTD 2019)**

Precinct	Mar 2019	YTD 2019
6	1	1
7	0	1
14	0	1
18	1	1
20	0	1
22	0	1
28	1	1
32	1	1
44	0	1
46	0	2
47	1	6
52	2	2
60	1	2
62	0	1

**Figure 45: Mediated Allegations By Precinct
(Mar 2019 - YTD 2019)**

Precinct	Mar 2019	YTD 2019
6	1	1
7	0	1
14	0	2
18	4	4
20	0	1
22	0	1
28	2	2
32	3	3
44	0	1
46	0	3
47	1	10
52	3	3
60	1	2
62	0	2

Administrative Prosecution Unit

The CCRB's Administrative Prosecution Unit (APU) prosecutes police misconduct cases when the Board has recommended charges, in the NYPD Trial Room. The APU is also able to offer pleas to officers who admit guilt rather than going to trial. Following a plea agreement or the conclusion of a disciplinary trial, cases are sent to the Police Commissioner for final penalties.

Figure 46: Administrative Prosecution Unit Case Closures

Disposition Category	Prosecution Disposition	Mar 2019	YTD 2019
Disciplinary Action	Not guilty after trial but Discipline Imposed	0	0
	Guilty after trial	0	1
	Trial verdict dismissed by PC, Comm. Disc. A imposed	0	0
	Trial verdict dismissed by PC, Comm. Disc. B imposed	0	0
	Trial verdict dismissed by PC, Formalized Training imposed	0	0
	Trial verdict dismissed by PC, Instructions imposed	0	0
	Trial verdict reversed by PC, Final verdict Guilty	0	0
	Resolved by plea	0	1
	Plea set aside, Comm. Disc. B	0	0
	Plea set aside, Comm. Disc. A	0	0
	Plea set aside, Formalized Training	0	0
	Plea set aside, Instructions	0	0
	*Retained, with discipline	0	0
	Disciplinary Action Total		0
No Disciplinary Action	Not guilty after trial	0	2
	Trial verdict reversed by PC, Final verdict Not Guilty	0	0
	Plea set aside, Without discipline	0	0
	**Retained, without discipline	0	0
	Dismissed by APU	0	0
	SOL Expired in APU	0	0
	No Disciplinary Action Total		0
Not Adjudicated	Charges not filed	0	0
	Deceased	0	0
	Other	0	0
	***Previously adjudicated, with discipline	0	0
	***Previously adjudicated, without discipline	0	0
	†Reconsidered by CCRB Board	0	1
	Retired	0	0
	SOL Expired prior to APU	0	0
	Not Adjudicated Total		0
	Total Closures	0	5

*Retained cases are those in which the Department kept jurisdiction pursuant to Section 2 of the April 2, 2012 Memorandum of Understanding between the NYPD and the CCRB.

** When the Department keeps jurisdiction pursuant to Section 2 and does not impose any discipline on the officer, it is the equivalent of a category referred to as "Department Unable to Prosecute" (DUP). Cases are referred to as DUP when the department decides that it will not discipline an officer against whom the Board recommended discipline other than charges.

*** In some cases, the Department conducts its own investigation and prosecution prior to the completion of the CCRB's investigation. In those cases, the APU does not conduct a second prosecution.

† Under the Board's reconsideration process, an officer who has charges recommended as the penalty for a substantiated allegation may have the recommended penalty changed to something other than charges or have the disposition changed to something other than substantiated. In those cases, the APU ceases its prosecution.

NYPD Discipline

Under the New York City Charter, the Police Commissioner makes the final decision regarding discipline and the outcome of disciplinary trials.

The first chart reflects NYPD-imposed discipline for cases brought by the APU (Charges).

The chart on the following page reflects cases referred to the Police Commissioner where the Board recommended Command Discipline, Formalized Training or Instructions.

Figure 47: NYPD Discipline Imposed for Adjudicated APU Cases

Discipline*	March 2019	YTD 2019
Terminated	0	0
Suspension for or loss of vacation time of 31 or more days and/or Dismissal Probation	0	0
Suspension for or loss of vacation time of 21 to 30 days	0	0
Suspension for or loss of vacation time of 11 to 20 days	0	0
Suspension for or loss of vacation time of 1 to 10 days	0	2
Command Discipline B	0	0
Command Discipline A	0	0
Formalized Training**	0	0
Instructions***	0	0
Warned & Admonished/Reprimanded	0	0
Disciplinary Action† Total	0	2
No Disciplinary Action†	0	2
Adjudicated Total	0	4
Discipline Rate	0%	50%
Not Adjudicated† Total	0	1
Total Closures	0	5

*Where more than one penalty is imposed on a respondent, it is reported under the more severe penalty.

** Formalized training is conducted by the Police Academy, the NYPD Legal Bureau, or other NYPD Unit.

*** Instructions are conducted at the command level.

† The case closure types that define the "Disciplinary Action", "No Disciplinary Action" and "Not Adjudicated" categories are listed in Figure 43 on the previous page.

Figure 48: NYPD Discipline Imposed for Non-APU Cases

Disposition	Disposition Type*	March 2019	YTD 2019
Disciplinary Action	Terminated	0	0
	Suspension for or loss of vacation time of 31 or more days and/or Dismissal Probation	0	0
	Suspension for or loss of vacation time of 21 to 30 days	0	0
	Suspension for or loss of vacation time of 11 to 20 days	0	0
	Suspension for or loss of vacation time of 1 to 10 days	0	0
	Command Discipline B	0	1
	Command Discipline A	4	14
	Formalized Training**	6	27
	Instructions***	4	22
	Warned & admonished/Reprimanded	0	0
	Total	14	64
No Disciplinary Action	Filed ††	0	0
	SOL Expired	0	0
	Department Unable to Prosecute†††	5	11
	Total	5	11
	Discipline Rate	74%	85%
	DUP Rate	26%	15%

*Where the respondent is found guilty of charges, and the penalty imposed would fall into more than one of the above listed categories, it is reported under the more severe penalty.

** Formalized training is conducted by the Police Academy, the NYPD Legal Bureau, or other NYPD Unit.

*** Instructions are conducted at the command level.

† Trial outcomes in non-APU cases typically involve MOS who turned down command discipline, prompting the police department to proceed with charges.

†† "Filed" is a term used when the police department is not required to take action against the subject officer because the officer has resigned or retired from the department, or has been terminated.

††† When the department decides that it will not discipline an officer against whom the Board recommended discipline other than charges, those cases are referred to as "Department Unable to Prosecute," or DUP.

†††† "No Finding" refers to cases which the department reports as "Administratively Closed."

Figure 49: NYPD Discipline Imposed for Allegations - Non-APU Cases (March 2019)

Board Disposition	FADO Type	Allegation	Precinct	Borough	NYPD Discipline
Substantiated (Command Discipline A)	A	Threat to damage/seize property	1	Manhattan	No Discipline
Substantiated (Command Discipline A)	D	Word	1	Manhattan	No Discipline
Substantiated (Command Lvl Instructions)	A	Threat of force (verbal or physical)	25	Manhattan	No Discipline
Substantiated (Command Lvl Instructions)	A	Threat of force (verbal or physical)	25	Manhattan	No Discipline
Substantiated (Formalized Training)	A	Vehicle stop	30	Manhattan	Formalized Training
Substantiated (Formalized Training)	A	Vehicle stop	30	Manhattan	Formalized Training
Substantiated (Formalized Training)	A	Interference with recording	32	Manhattan	No Discipline
Substantiated (Formalized Training)	A	Interference with recording	32	Manhattan	No Discipline
Substantiated (Command Discipline B)	A	Frisk	40	Bronx	Command Discipline A
Substantiated (Command Discipline B)	A	Frisk	40	Bronx	Command Discipline A
Substantiated (Command Discipline B)	A	Search (of person)	40	Bronx	Command Discipline A
Substantiated (Command Lvl Instructions)	D	Word	45	Bronx	Instructions
Substantiated (Command Discipline A)	D	Word	46	Bronx	Command Discipline A
Substantiated (Command Discipline B)	A	Frisk	52	Bronx	Command Discipline A
Substantiated (Command Discipline B)	A	Frisk	52	Bronx	Formalized Training
Substantiated (Command Lvl Instructions)	D	Word	63	Brooklyn	Instructions
Substantiated (Command Discipline A)	A	Entry of Premises	69	Brooklyn	Instructions
Substantiated (Formalized Training)	A	Vehicle search	69	Brooklyn	Formalized Training
Substantiated (Command Discipline B)	A	Vehicle search	69	Brooklyn	Command Discipline A
Substantiated (Command Discipline B)	A	Frisk	69	Brooklyn	Command Discipline A
Substantiated (Command Discipline B)	A	Search (of person)	69	Brooklyn	Command Discipline A
Substantiated (Command Discipline A)	A	Search of Premises	69	Brooklyn	Instructions
Substantiated (Command Lvl Instructions)	A	Other	75	Brooklyn	Formalized Training
Substantiated (Formalized Training)	A	Refusal to provide name/shield number	107	Queens	Instructions
Substantiated (Formalized Training)	A	Seizure of property	107	Queens	Instructions
Substantiated (Formalized Training)	A	Question	111	Queens	Formalized Training
Substantiated (Command Discipline B)	F	Physical force	114	Queens	No Discipline

Figure 50: NYPD Discipline Imposed for Allegations - APU Adjudicated Cases (March 2019)

Board Disposition	FADO Type	Allegation	Precinct	Borough	NYPD Discipline
-------------------	-----------	------------	----------	---------	-----------------

Appendix

Over the years, the CCRB has made many types of data publicly available. In reorganizing the Monthly Report, we do not intend to remove any valuable information from the public domain. However, the Agency believes that some information is essential to place in the main body of the Monthly Report, while more granular charts and figures are better suited to the Appendix. We welcome you to contact the CCRB at www.nyc.gov or 212-912-7235 if you are having difficulty finding information on CCRB data that was formerly available.

Figure 51: CCRB Open Docket - Age of CCRB Cases Based On Incident Date

	March 2019		February 2019		Change	% Change
	Count	% of Total	Count	% of Total		
Cases 0-4 Months	1214	63.2%	1314	67.2%	-100	-7.6%
Cases 5-7 Months	397	20.7%	350	17.9%	47	13.4%
Cases 8 Months	77	4.0%	62	3.2%	15	24.2%
Cases 9 Months	55	2.9%	61	3.1%	-6	-9.8%
Cases 10 Months	50	2.6%	33	1.7%	17	51.5%
Cases 11 Months	25	1.3%	41	2.1%	-16	-39.0%
Cases 12 Months	28	1.5%	25	1.3%	3	12.0%
Cases 13 Months	24	1.2%	24	1.2%	0	0.0%
Cases 14 Months	21	1.1%	7	0.4%	14	200.0%
Cases 15 Months	3	0.2%	9	0.5%	-6	-66.7%
Cases 16 Months	5	0.3%	10	0.5%	-5	-50.0%
Cases 17 Months	5	0.3%	3	0.2%	2	66.7%
Cases 18 Months	2	0.1%	0	0.0%	2	NA
Cases Over 18 Months	16	0.8%	17	0.9%	-1	-5.9%
NA	0	0.0%	0	0.0%	0	NA
Total	1922	100.0%	1956	100.0%	-34	-1.7%

Figure 52: CCRB Open Docket - Age of CCRB Cases Based On CCRB Received Date

	March 2019		February 2019		Change	% Change
	Count	% of Total	Count	% of Total		
Cases 0-4 Months	1366	71.1%	1458	74.5%	-92	-6.3%
Cases 5-7 Months	361	18.8%	301	15.4%	60	19.9%
Cases 8 Months	54	2.8%	57	2.9%	-3	-5.3%
Cases 9 Months	47	2.4%	49	2.5%	-2	-4.1%
Cases 10 Months	40	2.1%	30	1.5%	10	33.3%
Cases 11 Months	19	1.0%	20	1.0%	-1	-5.0%
Cases 12 Months	9	0.5%	15	0.8%	-6	-40.0%
Cases 13 Months	14	0.7%	8	0.4%	6	75.0%
Cases 14 Months	5	0.3%	1	0.1%	4	400.0%
Cases 15 Months	0	0.0%	7	0.4%	-7	NA
Cases 16 Months	2	0.1%	6	0.3%	-4	-66.7%
Cases 17 Months	2	0.1%	1	0.1%	1	100.0%
Cases 18 Months	0	0.0%	0	0.0%	0	NA
Cases Over 18 Months	3	0.2%	3	0.2%	0	0.0%
NA	0	0.0%	0	0.0%	0	NA
Total	1922	100.0%	1956	100.0%	-34	-1.7%

Figure 53: CCRB Investigations Docket - Age of CCRB Cases Based On Incident Date

	March 2019		February 2019		Change	% Change
	Count	% of Total	Count	% of Total		
Cases 0-4 Months	789	70.0%	846	71.9%	-57	-6.7%
Cases 5-7 Months	195	17.3%	183	15.5%	12	6.6%
Cases 8 Months	31	2.8%	37	3.1%	-6	-16.2%
Cases 9 Months	25	2.2%	30	2.5%	-5	-16.7%
Cases 10 Months	22	2.0%	16	1.4%	6	37.5%
Cases 11 Months	15	1.3%	19	1.6%	-4	-21.1%
Cases 12 Months	15	1.3%	11	0.9%	4	36.4%
Cases 13 Months	10	0.9%	11	0.9%	-1	-9.1%
Cases 14 Months	8	0.7%	2	0.2%	6	300.0%
Cases 15 Months	1	0.1%	4	0.3%	-3	-75.0%
Cases 16 Months	2	0.2%	4	0.3%	-2	-50.0%
Cases 17 Months	0	0.0%	1	0.1%	-1	NA
Cases 18 Months	2	0.2%	0	0.0%	2	NA
Cases Over 18 Months	12	1.1%	13	1.1%	-1	-7.7%
NA	0	0.0%	0	0.0%	0	NA
Total	1127	100.0%	1177	100.0%	-50	-4.2%

Figure 54: CCRB DA Hold Docket - Age of CCRB Cases Based On Incident Date

	March 2019	
	Count	% of Total
Cases 0-4 Months	1	11.1%
Cases 5-7 Months	1	11.1%
Cases 8 Months	0	0.0%
Cases 9 Months	0	0.0%
Cases 10 Months	0	0.0%
Cases 11 Months	0	0.0%
Cases 12 Months	0	0.0%
Cases 13 Months	0	0.0%
Cases 14 Months	2	22.2%
Cases 15 Months	0	0.0%
Cases 16 Months	0	0.0%
Cases 17 Months	1	11.1%
Cases 18 Months	0	0.0%
Cases Over 18 Months	4	44.4%
NA	0	0.0%
Total	9	100.0%

Figure 55: Disposition of Force Allegations (YTD 2019)

Force Allegation	Substantiated		Exonerated		Unsubstantiated		Unfounded		Officer Unidentified		Miscellaneous	
	Count	%	Count	%	Count	%	Count	%	Count	%	Count	%
Gun Pointed	1	3.7%	16	59.3%	5	18.5%	4	14.8%	1	3.7%	0	0%
Gun fired	0	0%	2	100%	0	0%	0	0%	0	0%	0	0%
Nightstick as club (incl asp & baton)	0	0%	2	40%	1	20%	1	20%	1	20%	0	0%
Gun as club	0	0.0%	0	0.0%	0	0.0%	0	0.0%	0	0.0%	0	0.0%
Radio as club	0	0%	0	0%	2	50%	1	25%	1	25%	0	0%
Flashlight as club	0	0.0%	0	0.0%	0	0.0%	0	0.0%	0	0.0%	0	0.0%
Police shield	1	25%	0	0%	2	50%	1	25%	0	0%	0	0%
Vehicle	0	0%	0	0%	1	100%	0	0%	0	0%	0	0%
Other blunt instrument as a club	0	0%	0	0%	0	0%	4	100%	0	0%	0	0%
Hit against inanimate object	1	5.9%	6	35.3%	7	41.2%	2	11.8%	0	0%	1	5.9%
Chokehold	3	15.8%	0	0%	7	36.8%	7	36.8%	2	10.5%	0	0%
Pepper spray	0	0%	0	0%	0	0%	0	0%	1	100%	0	0%
Physical force	16	6%	110	41.5%	75	28.3%	39	14.7%	24	9.1%	1	0.4%
Handcuffs too tight	0	0%	0	0%	3	100%	0	0%	0	0%	0	0%
Nonlethal restraining device	16	59.3%	8	29.6%	1	3.7%	2	7.4%	0	0%	0	0%
Animal	0	0.0%	0	0.0%	0	0.0%	0	0.0%	0	0.0%	0	0.0%
Other	0	0%	2	22.2%	5	55.6%	2	22.2%	0	0%	0	0%
Restricted Breathing	1	5.3%	0	0%	9	47.4%	6	31.6%	2	10.5%	1	5.3%
Total	39	9.6%	146	35.9%	118	29%	69	17%	32	7.9%	3	0.7%

Figure 56: Disposition of Abuse of Authority Allegations (YTD 2019)

Abuse of Authority Allegation	Substantiated		Exonerated		Unsubstantiated		Unfounded		Officer Unidentified		Miscellaneous	
	Count	%	Count	%	Count	%	Count	%	Count	%	Count	%
Gun Drawn	1	9.1%	5	45.5%	3	27.3%	2	18.2%	0	0%	0	0%
Entry of Premises	10	8.4%	88	73.9%	16	13.4%	1	0.8%	4	3.4%	0	0%
Strip-searched	4	19%	2	9.5%	10	47.6%	2	9.5%	3	14.3%	0	0%
Vehicle stop	3	5.7%	32	60.4%	13	24.5%	0	0%	5	9.4%	0	0%
Vehicle search	5	10.4%	23	47.9%	14	29.2%	0	0%	6	12.5%	0	0%
Premises entered and/or searched	0	0%	5	83.3%	0	0%	0	0%	1	16.7%	0	0%
Threat of summons	1	12.5%	1	12.5%	3	37.5%	1	12.5%	2	25%	0	0%
Threat of arrest	7	7.1%	37	37.8%	44	44.9%	4	4.1%	6	6.1%	0	0%
Threat to notify ACS	0	0%	6	100%	0	0%	0	0%	0	0%	0	0%
Threat of force (verbal or physical)	5	9.8%	11	21.6%	19	37.3%	9	17.6%	6	11.8%	1	2%
Threat to damage/seize property	3	15.8%	6	31.6%	7	36.8%	0	0%	3	15.8%	0	0%
Property damaged	3	10.3%	3	10.3%	11	37.9%	2	6.9%	9	31%	1	3.4%
Refusal to process civilian complaint	3	15%	0	0%	12	60%	2	10%	3	15%	0	0%
Refusal to provide name/shield number	9	17%	0	0%	32	60.4%	9	17%	3	5.7%	0	0%
Retaliatory arrest	2	100%	0	0%	0	0%	0	0%	0	0%	0	0%
Retaliatory summons	5	100%	0	0%	0	0%	0	0%	0	0%	0	0%
Refusal to obtain medical treatment	8	28.6%	1	3.6%	6	21.4%	8	28.6%	5	17.9%	0	0%
Improper dissemination of medical info	0	0.0%	0	0.0%	0	0.0%	0	0.0%	0	0.0%	0	0.0%
Other	7	43.8%	6	37.5%	1	6.2%	1	6.2%	1	6.2%	0	0%
Seizure of property	4	22.2%	6	33.3%	5	27.8%	0	0%	3	16.7%	0	0%
Refusal to show search warrant	0	0%	1	6.7%	11	73.3%	1	6.7%	2	13.3%	0	0%
Frisk	19	27.5%	29	42%	13	18.8%	1	1.4%	7	10.1%	0	0%
Search (of person)	11	19.3%	26	45.6%	17	29.8%	1	1.8%	2	3.5%	0	0%
Stop	16	20.5%	46	59%	10	12.8%	0	0%	6	7.7%	0	0%
Question	6	21.4%	10	35.7%	7	25%	0	0%	5	17.9%	0	0%
Refusal to show arrest warrant	0	0%	0	0%	1	100%	0	0%	0	0%	0	0%
Interference with recording	2	16.7%	3	25%	4	33.3%	1	8.3%	2	16.7%	0	0%
Search of recording device	1	11.1%	0	0%	4	44.4%	2	22.2%	2	22.2%	0	0%
Electronic device information deletion	0	0%	0	0%	2	66.7%	0	0%	1	33.3%	0	0%

Forcible Removal to Hospital	4	7.7%	42	80.8%	6	11.5%	0	0%	0	0%	0	0%
Threat re: removal to hospital	0	0%	2	28.6%	4	57.1%	0	0%	1	14.3%	0	0%
Threat re: immigration status	0	0.0%	0	0.0%	0	0.0%	0	0.0%	0	0.0%	0	0.0%
Disseminated immigration status	0	0.0%	0	0.0%	0	0.0%	0	0.0%	0	0.0%	0	0.0%
Questioned immigration status	0	0.0%	0	0.0%	0	0.0%	0	0.0%	0	0.0%	0	0.0%
Search of Premises	6	9.1%	44	66.7%	9	13.6%	2	3%	5	7.6%	0	0%
Sex Miscon (Sexual Harassment, Verbal)	2	28.6%	0	0%	3	42.9%	1	14.3%	1	14.3%	0	0%
Sex Miscon (Sexual Harassment, Gesture)	0	0%	0	0%	1	50%	0	0%	1	50%	0	0%
Sexual Misconduct (Sexual Humiliation)	0	0%	0	0%	1	33.3%	0	0%	2	66.7%	0	0%
Sex Miscon (Sexual/Romantic Proposition)	1	33.3%	0	0%	2	66.7%	0	0%	0	0%	0	0%
Sex Miscon (Sexually Motivated Arrest)	0	0.0%	0	0.0%	0	0.0%	0	0.0%	0	0.0%	0	0.0%
Sex Miscon (Sexually Motivated Stop)	0	0.0%	0	0.0%	0	0.0%	0	0.0%	0	0.0%	0	0.0%
Sex Miscon (Sexually Motivated Frisk)	0	0.0%	0	0.0%	0	0.0%	0	0.0%	0	0.0%	0	0.0%
Sex Miscon (Sexually Motivated Search)	0	0.0%	0	0.0%	0	0.0%	0	0.0%	0	0.0%	0	0.0%
Sex Miscon (Sexually Motiv Strip-Search)	0	0.0%	0	0.0%	0	0.0%	0	0.0%	0	0.0%	0	0.0%
Sex Miscon (Sexually Motiv Vehicle Stop)	0	0.0%	0	0.0%	0	0.0%	0	0.0%	0	0.0%	0	0.0%
Sex Miscon (Sexually Motiv Photo/Video)	0	0.0%	0	0.0%	0	0.0%	0	0.0%	0	0.0%	0	0.0%
Sex Miscon (Sexually Motivated Summons)	0	0.0%	0	0.0%	0	0.0%	0	0.0%	0	0.0%	0	0.0%
Photography/Videography	2	33.3%	1	16.7%	1	16.7%	0	0%	2	33.3%	0	0%
Body Cavity Searches	1	50%	0	0%	0	0%	0	0%	1	50%	0	0%
Refusal to provide name	0	0%	0	0%	16	48.5%	7	21.2%	10	30.3%	0	0%
Refusal to provide shield number	2	8.3%	1	4.2%	10	41.7%	3	12.5%	8	33.3%	0	0%
Failure to provide RTKA card	0	0.0%	0	0.0%	0	0.0%	0	0.0%	0	0.0%	0	0.0%
Total	153	14.1%	437	40.2%	318	29.2%	60	5.5%	118	10.8%	2	0.2%

Figure 57: Disposition of Discourtesy Allegations (YTD 2019)

Discourtesy Allegation	Substantiated		Exonerated		Unsubstantiated		Unfounded		Officer Unidentified		Miscellaneous	
	Count	%	Count	%	Count	%	Count	%	Count	%	Count	%
Word	25	14.3%	7	4%	85	48.6%	36	20.6%	21	12%	1	0.6%
Gesture	1	100%	0	0%	0	0%	0	0%	0	0%	0	0%
Demeanor/tone	0	0.0%	0	0.0%	0	0.0%	0	0.0%	0	0.0%	0	0.0%
Action	4	17.4%	0	0%	13	56.5%	3	13%	2	8.7%	1	4.3%
Other	0	0.0%	0	0.0%	0	0.0%	0	0.0%	0	0.0%	0	0.0%
Total	30	15.1%	7	3.5%	98	49.2%	39	19.6%	23	11.6%	2	1%

Figure 58: Disposition of Offensive Language Allegations (YTD 2019)

Offensive Language Allegation	Substantiated		Exonerated		Unsubstantiated		Unfounded		Officer Unidentified		Miscellaneous	
	Count	%	Count	%	Count	%	Count	%	Count	%	Count	%
Race	0	0%	0	0%	10	66.7%	5	33.3%	0	0%	0	0%
Ethnicity	1	25%	0	0%	3	75%	0	0%	0	0%	0	0%
Religion	0	0%	0	0%	1	100%	0	0%	0	0%	0	0%
Sexual orientation	0	0%	0	0%	4	80%	1	20%	0	0%	0	0%
Physical disability	0	0.0%	0	0.0%	0	0.0%	0	0.0%	0	0.0%	0	0.0%
Other	1	20%	1	20%	2	40%	1	20%	0	0%	0	0%
Gender Identity	0	0%	0	0%	1	100%	0	0%	0	0%	0	0%
Gender	1	16.7%	0	0%	3	50%	1	16.7%	1	16.7%	0	0%
Total	3	8.1%	1	2.7%	24	64.9%	8	21.6%	1	2.7%	0	0%

Figure 59: Administrative Prosecutions Unit Open Docket (March 2019)

Case Stage	Cases	Percent
Case Off Calendar - Subsequent Appearance Pending	0	0%
Trial commenced	0	0%
Awaiting filing of charges	16	16%
Charges filed, awaiting service	24	24%
Charges served, CORD/SoEH/DCS pending	42	43%
Charges served, Conference Date Requested	4	4%
Calendared for court appearance	5	5%
Trial scheduled	6	6%
Plea agreed - paperwork pending	1	1%
Total	98	100%

CORD is the CO's Report on MOS facing discipline.
 SoEH is the Summary of Employment History.
 DCS is the Disciplinary Cover Sheet.

Figure 60: Administrative Prosecutions Unit Cases Awaiting Final Disposition (March 2019)

Case Stage	Cases	Percent
Disposition modified, awaiting final disp.	1	4%
Plea filed - awaiting approval by PC	12	50%
Verdict rendered - awaiting approval by PC	8	33%
Verdict rendered - Fogel response due	1	4%
Trial completed, awaiting verdict	2	8%
Total	24	100%

A Fogel response is a letter to the Trial Commissioner with comments from the CCRB on the Trial Commissioner's report and recommendation.

Figure 61: Officers With CCRB Complaints Closed in 2019 by Command

Patrol Services Bureau	Substantiated MOS Mar 2019	Substantiated MOS YTD 2019	Total MOS Mar 2019	Total MOS YTD 2019
Patrol Borough Manhattan South Total	1	4	17	73
Patrol Borough Manhattan North Total	3	16	49	167
Patrol Borough Bronx Total	10	26	99	294
Patrol Borough Brooklyn South Total	2	14	49	167
Patrol Borough Brooklyn North Total	3	18	67	223
Patrol Borough Queens South Total	1	8	55	153
Patrol Borough Queens North Total	0	5	47	102
Patrol Borough Staten Island Total	2	3	26	76
Special Operations Division Total	0	1	0	13
Other Patrol Services Bureau Commands Total	0	0	0	0
Total	22	95	409	1268
Other Bureaus				
Traffic Control Division Total	0	0	8	20
Transit Bureau Total	2	5	25	66
Housing Bureau Total	0	5	30	92
Organized Crime Control Bureau Total	1	8	11	53
Detective Bureau Total	0	0	21	60
Other Bureaus Total	0	1	5	32
Total	3	19	100	323
Other Commands				
Deputy Commissioners and Miscellaneous Commands Total	0	1	3	14
Undetermined	2	2	12	26
Total	27	117	524	1631

Table shows MOS command as recorded at the time of complaint.

Figure 62A: Officers With CCRB Complaints Closed in 2019 by Command - Patrol Borough Manhattan South

Manhattan South	Substantiated MOS Mar 2019	Substantiated MOS YTD 2019	Total MOS Mar 2019	Total MOS YTD 2019
001 Precinct	0	0	3	5
005 Precinct	1	1	1	5
006 Precinct	0	0	2	12
007 Precinct	0	0	4	11
009 Precinct	0	0	0	2
010 Precinct	0	0	3	8
013 Precinct	0	0	2	8
Midtown South Precinct	0	0	1	9
017 Precinct	0	0	0	1
Midtown North Precinct	0	1	1	6
Precincts Total	1	2	17	67
Patrol Borough Manhattan South Task Force	0	0	0	0
Patrol Borough Manhattan South HQ	0	2	0	6
Patrol Borough Manhattan South Anti-Crime Unit	0	0	0	0
Patrol Borough Manhattan South Total	1	4	17	73

Table shows MOS command as recorded at the time of complaint.

Figure 62B: Officers With CCRB Complaints Closed in 2019 by Command - Patrol Borough Manhattan North

Manhattan North	Substantiated MOS Mar 2019	Substantiated MOS YTD 2019	Total MOS Mar 2019	Total MOS YTD 2019
019 Precinct	0	2	1	6
020 Precinct	0	0	5	8
023 Precinct	0	0	2	12
024 Precinct	0	0	2	5
025 Precinct	0	0	5	19
026 Precinct	0	0	2	10
Central Park Precinct	0	0	0	2
028 Precinct	0	3	3	15
030 Precinct	0	1	1	7
032 Precinct	0	1	11	16
033 Precinct	1	2	7	22
034 Precinct	0	5	6	36
Precincts Total	1	14	45	158
Patrol Borough Manhattan North Task Force	0	0	0	0
Patrol Borough Manhattan North HQ	0	0	1	2
Patrol Borough Manhattan North Anti-Crime Unit	2	2	3	7
Manhattan North Impact Response Team	0	0	0	0
Patrol Borough Manhattan North Total	3	16	49	167

Table shows MOS command as recorded at the time of complaint.

Figure 62C: Officers With CCRB Complaints Closed in 2019 by Command - Patrol Borough Bronx

Bronx	Substantiated MOS Mar 2019	Substantiated MOS YTD 2019	Total MOS Mar 2019	Total MOS YTD 2019
040 Precinct	0	1	3	24
041 Precinct	0	1	4	17
042 Precinct	2	2	9	26
043 Precinct	0	5	4	22
044 Precinct	1	3	13	30
045 Precinct	0	0	5	14
046 Precinct	3	5	23	41
047 Precinct	0	2	11	37
048 Precinct	0	3	9	28
049 Precinct	1	1	8	24
050 Precinct	3	3	4	6
052 Precinct	0	0	5	23
Precincts Total	10	26	98	292
Patrol Borough Bronx Task Force	0	0	0	0
Patrol Borough Bronx HQ	0	0	1	2
Patrol Borough Bronx Anti-Crime Unit	0	0	0	0
Bronx Impact Response Team	0	0	0	0
Patrol Borough Bronx Total	10	26	99	294

Table shows MOS command as recorded at the time of complaint.

Figure 62D: Officers With CCRB Complaints Closed in 2019 by Command - Patrol Borough Brooklyn South

Brooklyn South	Substantiated MOS Mar 2019	Substantiated MOS YTD 2019	Total MOS Mar 2019	Total MOS YTD 2019
060 Precinct	0	1	6	12
061 Precinct	0	0	6	7
062 Precinct	0	0	4	11
063 Precinct	2	3	4	10
066 Precinct	0	0	4	5
067 Precinct	0	1	10	30
068 Precinct	0	0	0	7
069 Precinct	0	2	3	10
070 Precinct	0	2	5	23
071 Precinct	0	2	0	28
072 Precinct	0	0	5	13
076 Precinct	0	0	0	1
078 Precinct	0	2	2	7
Precincts Total	2	13	49	164
Patrol Borough Brooklyn South Task Force	0	0	0	0
Patrol Borough Brooklyn South HQ	0	0	0	0
Patrol Borough Brooklyn South Anti-Crime Unit	0	1	0	3
Brooklyn South Impact Response Team	0	0	0	0
Patrol Borough Brooklyn South Total	2	14	49	167

Table shows MOS command as recorded at the time of complaint.

Figure 62E: Officers With CCRB Complaints Closed in 2019 by Command - Patrol Borough Brooklyn North

Brooklyn North	Substantiated MOS Mar 2019	Substantiated MOS YTD 2019	Total MOS Mar 2019	Total MOS YTD 2019
073 Precinct	0	3	7	28
075 Precinct	0	0	10	34
077 Precinct	0	2	5	34
079 Precinct	1	4	7	22
081 Precinct	0	0	12	28
083 Precinct	0	5	11	24
084 Precinct	0	1	5	14
088 Precinct	2	3	2	13
090 Precinct	0	0	3	19
094 Precinct	0	0	5	7
Precincts Total	3	18	67	223
Patrol Borough Brooklyn North Task Force	0	0	0	0
Patrol Borough Brooklyn North HQ	0	0	0	0
Patrol Borough Brooklyn North Anti-Crime Unit	0	0	0	0
Brooklyn North Impact Response Team	0	0	0	0
Patrol Borough Brooklyn North Total	3	18	67	223

Table shows MOS command as recorded at the time of complaint.

Figure 62F: Officers With CCRB Complaints Closed in 2019 by Command - Patrol Borough Queens South

Queens South	Substantiated MOS Mar 2019	Substantiated MOS YTD 2019	Total MOS Mar 2019	Total MOS YTD 2019
100 Precinct	0	0	8	17
101 Precinct	1	2	10	18
102 Precinct	0	1	2	9
103 Precinct	0	0	4	23
105 Precinct	0	2	8	25
106 Precinct	0	1	10	17
107 Precinct	0	1	1	10
113 Precinct	0	1	11	33
Precincts Total	1	8	54	152
Patrol Borough Queens South Task Force	0	0	1	1
Patrol Borough Queens South HQ	0	0	0	0
Patrol Borough Queens South Anti-Crime Unit	0	0	0	0
Queens South Impact Response Team	0	0	0	0
Patrol Borough Queens South Total	1	8	55	153

Table shows MOS command as recorded at the time of complaint.

Figure 62G: Officers With CCRB Complaints Closed in 2019 by Command - Patrol Borough Queens North

Queens North	Substantiated MOS Mar 2019	Substantiated MOS YTD 2019	Total MOS Mar 2019	Total MOS YTD 2019
104 Precinct	0	0	1	18
108 Precinct	0	0	1	3
109 Precinct	0	1	5	10
110 Precinct	0	1	7	10
111 Precinct	0	2	3	11
112 Precinct	0	0	2	2
114 Precinct	0	1	17	28
115 Precinct	0	0	8	17
Precincts Total	0	5	44	99
Patrol Borough Queens North Task Force	0	0	0	0
Patrol Borough Queens North HQ	0	0	0	0
Patrol Borough Queens North Anti-Crime Unit	0	0	3	3
Patrol Borough Queens North Total	0	5	47	102

Table shows MOS command as recorded at the time of complaint.

Figure 62H: Officers With CCRB Complaints Closed in 2019 by Command - Patrol Borough Staten Island

Staten Island	Substantiated MOS Mar 2019	Substantiated MOS YTD 2019	Total MOS Mar 2019	Total MOS YTD 2019
120 Precinct	0	0	5	31
122 Precinct	0	0	5	14
123 Precinct	2	3	9	17
121 Precinct	0	0	5	11
Precincts Total	2	3	24	73
Patrol Borough Staten Island Task Force	0	0	1	2
Patrol Borough Staten Island HQ	0	0	1	1
Patrol Borough Staten Island Anti-Crime Unit	0	0	0	0
Staten Island Housing Unit	0	0	0	0
Staten Island Court Section	0	0	0	0
Staten Island Impact Response Team	0	0	0	0
Patrol Borough Staten Island Total	2	3	26	76

Table shows MOS command as recorded at the time of complaint.

Figure 62I: Officers With CCRB Complaints Closed in 2019 by Command - Special Operations Division

Special Operations	Substantiated MOS Mar 2019	Substantiated MOS YTD 2019	Total MOS Mar 2019	Total MOS YTD 2019
Emergency Services Unit and Squads 1-10	0	1	0	10
Harbor Unit	0	0	0	1
Aviation Unit	0	0	0	0
Canine Team	0	0	0	0
Mounted Unit	0	0	0	0
2 SOD Strategic Response Group	0	0	0	2
Special Operations Division Headquarters	0	0	0	0
Special Operations Division Total	0	1	0	13

Table shows MOS command as recorded at the time of complaint.

Figure 62J: Officers With CCRB Complaints Closed in 2019 by Command - Other Patrol Services Bureau Commands

Other Patrol Services Bureau Commands	Substantiated MOS Mar 2019	Substantiated MOS YTD 2019	Total MOS Mar 2019	Total MOS YTD 2019
Chiefs Office	0	0	0	0
Special Operations Division Taxi Unit	0	0	0	0
Other Patrol Services Bureau Commands Total	0	0	0	0

Table shows MOS command as recorded at the time of complaint.

Figure 62K: Officers With CCRB Complaints Closed in 2019 by Command - Traffic Control Division

Traffic Control Division	Substantiated MOS Mar 2019	Substantiated MOS YTD 2019	Total MOS Mar 2019	Total MOS YTD 2019
Traffic Control Division - Headquarters Command	0	0	0	0
Manhattan Traffic Task Force	0	0	5	11
Brooklyn Traffic Task Force	0	0	0	0
Bronx Traffic Task Force	0	0	0	0
Queens Traffic Task Force	0	0	0	0
Surface Transportation Enforcement Division (STED)	0	0	0	1
Bus Unit	0	0	0	0
Traffic Control Parking Enforcement District	0	0	0	0
Traffic Control Tow Units	0	0	0	0
Traffic Control Summons Enforcement	0	0	0	0
Traffic Command Intersection Control	0	0	0	0
Traffic Control Intelligence Unit	0	0	0	0
Highway District	0	0	0	0
Highway Unit #1	0	0	1	4
Highway Unit #2	0	0	2	3
Highway Unit #3	0	0	0	0
Highway Unit #4	0	0	0	0
Highway Unit #5	0	0	0	1
Highway Safety Enforcement Unit	0	0	0	0
Movie and TV Unit	0	0	0	0
Traffic Control Division Total	0	0	8	20

Table shows MOS command as recorded at the time of complaint.

Figure 62L: Officers With CCRB Complaints Closed in 2019 by Command - Transit Bureau

Transit Bureau	Substantiated MOS Mar 2019	Substantiated MOS YTD 2019	Total MOS Mar 2019	Total MOS YTD 2019
Transit Bureau Headquarters	0	0	0	0
Transit Bureau Authority Liaison	0	0	0	0
Transit Bureau Inspections	0	0	0	0
Transit Bureau Spec. Invest. Unit	0	0	0	0
Transit Bureau Crime Analysis	0	0	0	0
Transit Bureau Patrol Operations	0	0	0	0
Transit Bureau Manhattan	0	0	0	0
Transit Bureau Bronx	0	0	0	0
Transit Bureau Queens	0	0	0	0
Transit Bureau Brooklyn	0	0	0	0
TB DT01	0	1	6	10
TB DT02	0	0	4	5
TB DT03	0	1	0	6
TB DT04	0	0	1	5
TB DT11	0	0	0	2
TB DT12	0	1	3	5
TB DT20	1	1	1	1
TB DT23	0	0	0	1
TB DT30	1	1	4	7
TB DT32	0	0	1	1
TB DT33	0	0	0	4
TB DT34	0	0	0	0
Transit Bureau Manhattan Task Force	0	0	3	4
Transit Bureau Bronx Task Force	0	0	0	1
Transit Bureau Queens Task Force	0	0	0	0
Transit Bureau Brooklyn Task Force	0	0	0	0
Transit Bureau Homeless Outreach Unit	0	0	0	0
Transit Division Canine Unit	0	0	0	0
Transit Bureau Vandal Unit	0	0	0	0
Transit Bureau Special Operations Unit	0	0	0	2
TB Anti-Terrorism	0	0	2	12
Transportation Bureau and Transit Other Commands	0	0	0	0
Transit Bureau Total	2	5	25	66

Table shows MOS command as recorded at the time of complaint.

Figure 62M: Officers With CCRB Complaints Closed in 2019 by Command - Housing Bureau

Housing Bureau	Substantiated MOS Mar 2019	Substantiated MOS YTD 2019	Total MOS Mar 2019	Total MOS YTD 2019
Housing Bureau (Office of the Chief Command Center)	0	0	0	0
Housing Bureau Special Operations Section	0	0	0	0
PSA 1	0	0	7	11
PSA 2	0	0	3	13
PSA 3	0	0	3	4
PSA 4	0	3	11	24
PSA 5	0	0	2	9
PSA 6	0	2	3	12
PSA 7	0	0	0	3
PSA 8	0	0	1	9
PSA 9	0	0	0	5
Housing Bureau Brooklyn/Staten Island	0	0	0	0
Housing Bureau Manhattan	0	0	0	1
Housing Bureau Bronx/Queens	0	0	0	0
Housing Bureau Investigations	0	0	0	0
Housing Bureau Elevator Vandalism Unit	0	0	0	0
Housing Bureau Operations and Misc. Commands	0	0	0	0
Housing Bureau Total	0	5	30	92
Housing Borough Brooklyn Impact Response Team	0	0	0	1
Housing Borough Manhattan Impact Response Team	0	0	0	0
Housing Borough Bronx/Queens Impact Response Team	0	0	0	0
Housing Bureau Total	0	5	30	92

Table shows MOS command as recorded at the time of complaint.

Figure 62N: Officers With CCRB Complaints Closed in 2019 by Command - Organized Crime Control Bureau

Organized Crime Control Bureau	Substantiated MOS Mar 2019	Substantiated MOS YTD 2019	Total MOS Mar 2019	Total MOS YTD 2019
Queens Narcotics	0	1	2	9
Manhattan North Narcotics	0	3	4	9
Manhattan South Narcotics	0	1	1	3
Bronx Narcotics	1	1	3	9
Staten Island Narcotics	0	2	0	6
Brooklyn North Narcotics	0	0	1	11
Brooklyn South Narcotics	0	0	0	4
Narcotics Headquarters	0	0	0	0
Auto Crime Division	0	0	0	0
Vice Enforcement Division	0	0	0	0
Drug Enforcement Task Force	0	0	0	0
Organized Crime Headquarters	0	0	0	2
Organized Crime Control Bureau Total	1	8	11	53

Table shows MOS command as recorded at the time of complaint.

Figure 620: Officers With CCRB Complaints Closed in 2019 by Command - Detective Bureau

Detective Bureau	Substantiated MOS Mar 2019	Substantiated MOS YTD 2019	Total MOS Mar 2019	Total MOS YTD 2019
Detective Bureau Headquarters	0	0	0	0
Central Investigation and Resource Division	0	0	1	2
Special Investigations Division	0	0	1	2
Special Victims Division	0	0	0	2
Forensic Investigations Division	0	0	0	0
Fugitive Enforcement Division	0	0	0	0
Gang Division	0	0	1	6
Detective Borough Bronx	0	0	4	13
Detective Borough Manhattan	0	0	7	15
Detective Borough Brooklyn	0	0	4	9
Detective Borough Queens	0	0	3	11
Detective Borough Staten Island	0	0	0	0
DB Queens North Operations	0	0	0	0
DB Queens South Operations	0	0	0	0
Detective Bureau Total	0	0	21	60

Table shows MOS command as recorded at the time of complaint.

Figure 62P: Officers With CCRB Complaints Closed in 2019 by Command - Other Bureaus

Other Bureaus	Substantiated MOS Mar 2019	Substantiated MOS YTD 2019	Total MOS Mar 2019	Total MOS YTD 2019
Internal Affairs Bureau				
Internal Affairs Bureau	0	0	0	2
Criminal Justice Bureau				
Court Division	0	1	5	27
Court Bureau	0	0	0	0
Court LMSI	0	0	0	0
Court Unit	0	0	0	0
Criminal Justice Headquarters	0	0	0	0
Support Services Bureau				
Property Clerk Division	0	0	0	1
Fleet Services	0	0	0	0
Central Records Division	0	0	0	0
Personnel Bureau				
Applicant Processing Division	0	0	0	1
Health Services	0	0	0	0
Personnel Bureau Headquarters	0	0	0	1
Other Bureaus Total	0	1	5	32

Table shows MOS command as recorded at the time of complaint.

Figure 62Q: Officers With CCRB Complaints Closed in 2019 by Command - Deputy Commissioners and Miscellaneous Commands

Deputy Commissioners and Miscellaneous Commands	Substantiated MOS Mar 2019	Substantiated MOS YTD 2019	Total MOS Mar 2019	Total MOS YTD 2019
Deputy Commissioner Legal Matters - License Division	0	0	0	0
Deputy Commissioner Legal Matters - Legal Bureau	0	0	0	0
DC Training	0	0	0	0
Deputy Commissioner Training - Police Academy	0	0	0	0
Deputy Commissioner Training - Police Academy Training	0	0	1	2
Deputy Commissioner Training - In-service Training Section	0	0	0	1
Deputy Commissioner Management and Budget	0	0	0	0
Police Commissioner Office	0	0	0	0
Community Affairs Division	0	0	0	0
Chief of Community Affairs	0	0	0	0
Community Affairs Juvenile Section	0	0	0	0
School Safety Bronx/Manhattan	0	0	0	0
School Safety Queens/Brooklyn	0	0	0	0
Office of Equal Employment	0	0	0	1
Deputy Commissioner Operations	0	0	0	0
DC Operations Financial Mgmt.	0	0	0	0
Intelligence Division	0	1	2	8
Chief of Department	0	0	0	1
Department Advocate	0	0	0	0
Deputy Commissioner Public Information	0	0	0	0
Crime Prevention	0	0	0	0
First Deputy Commissioner	0	0	0	0
Office of Management, Analysis and Planning	0	0	0	0
Quality Assurance Division	0	0	0	0
Deputy Commissioner Counterterrorism	0	0	0	1
Chief of Department Evaluation Section	0	0	0	0
Deputy Commissioners and Miscellaneous Commands Total	0	1	3	14

Table shows MOS command as recorded at the time of complaint.