

DAILY REPORT

10/28/2022

(Data from Thursday, October 27, 2022)

SINGLE ADULTS	
Drop-in Center Clients Served	525
Drop-in Center Overnight Census	158
Faith Bed Census	13
Outreach Contacts	378
Outreach Placements	41
Safe Haven Utilization	1514
Veterans In Short-term Housing	198
Criminal Justice Short-term Housing (Note: This count is also included in the TOTAL SHELTER CENSUS)	186

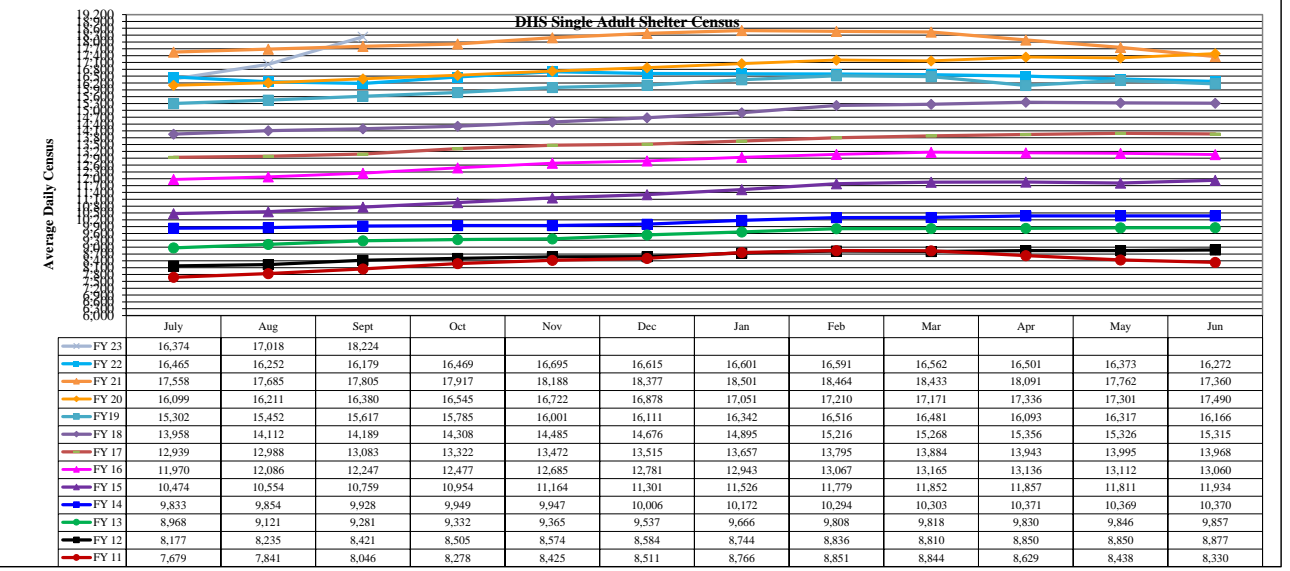
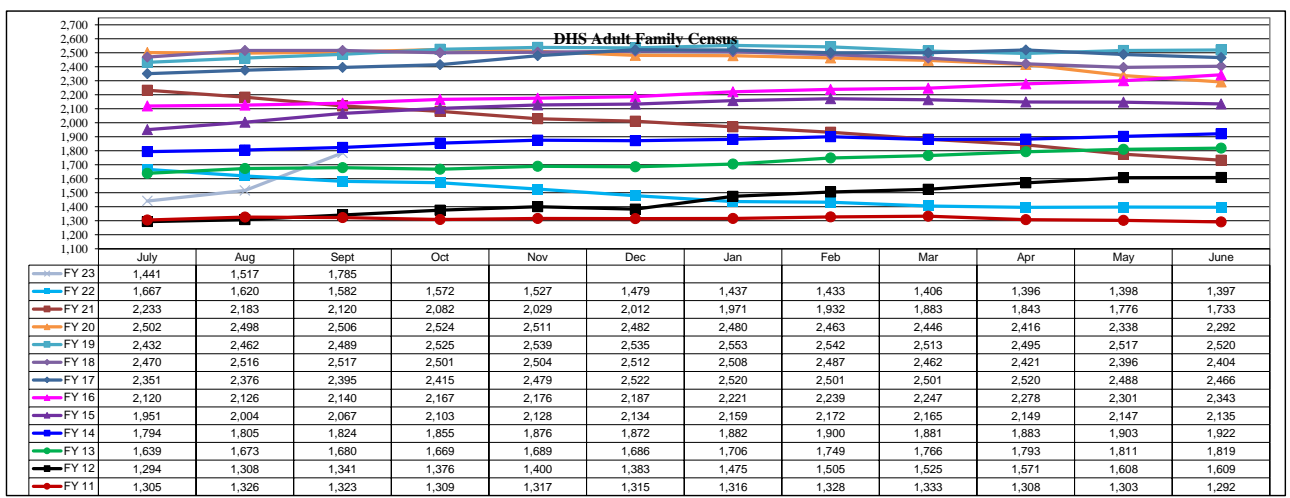
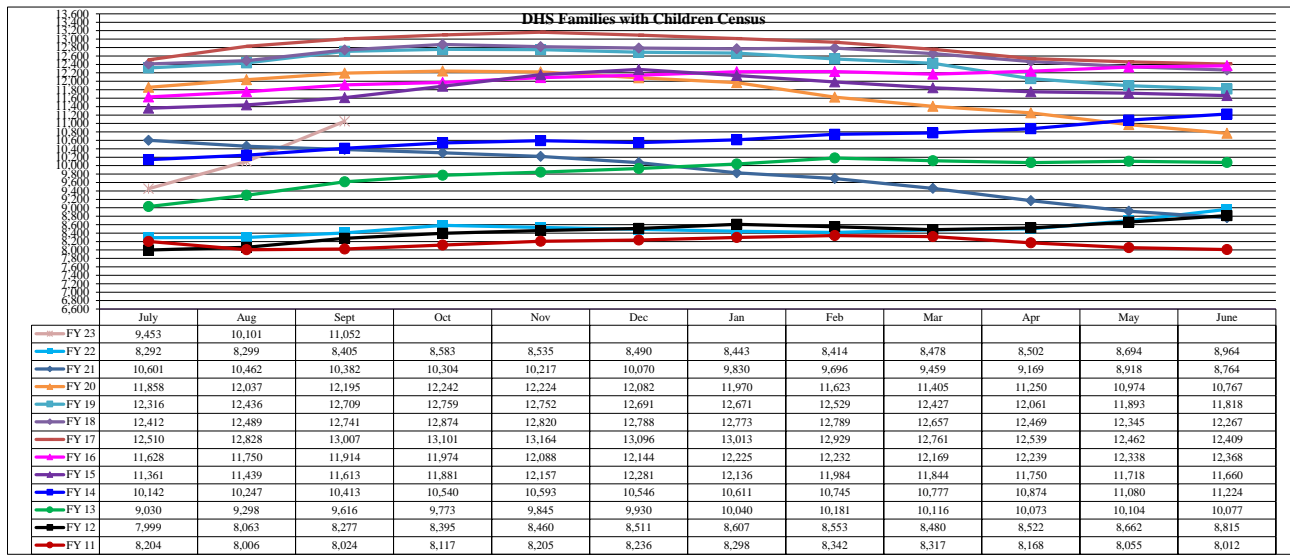
FAMILY INTAKE	
Families Requesting Temporary Housing at PATH	78
Adult Families Requesting Temporary Housing at AFIC	32
Families Placed in Overnight Accommodations	0
Families w/children at PATH Overnight (pre 10PM)	0

TOTAL SHELTER CENSUS	
Adults	43,045
Children	20,602
Total Individuals	63,647

SINGLE ADULTS	
Men	15,784
Women	4,420
Total Single Adults	20,204

FAMILIES WITH CHILDREN	
Families	12,118
Adults	17,902
Children	20,602
Individuals	38,504

ADULT FAMILIES CENSUS	
Families	2,330
Individuals (Adults)	4,939



*Due to data conversion the average monthly census for December 2011 and January 2012 for Families with Children and Adult Families is based upon data for a partial month.