

**DAILY REPORT**

2/4/2021

(Data from Wednesday, February 03, 2021)

Code Blue

SINGLE ADULTS	
Drop-in Center Clients Served	501
Drop-in Center Overnight Census	167
Faith Bed Census	39
Outreach Contacts	371
Outreach Placements	15
Safe Haven Utilization	1100
Veterans In Short-term Housing	216
Criminal Justice Short-term Housing	108

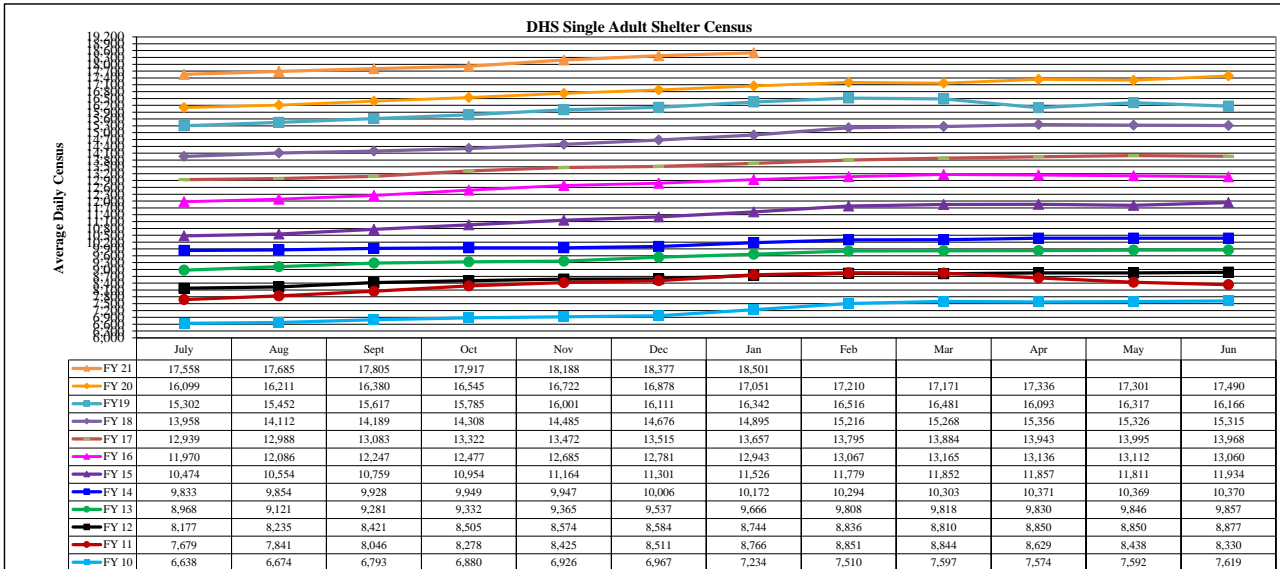
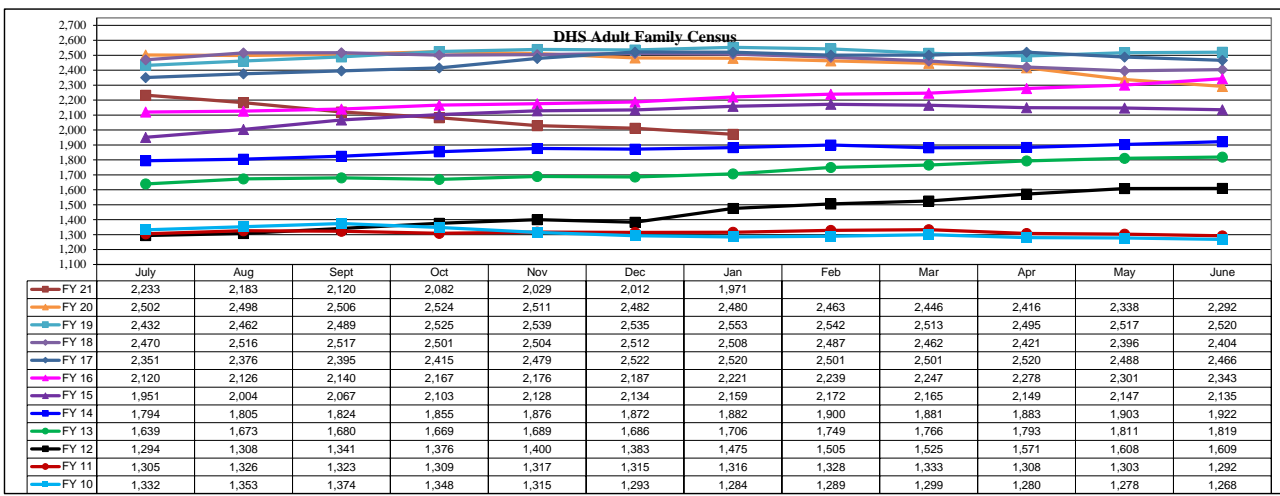
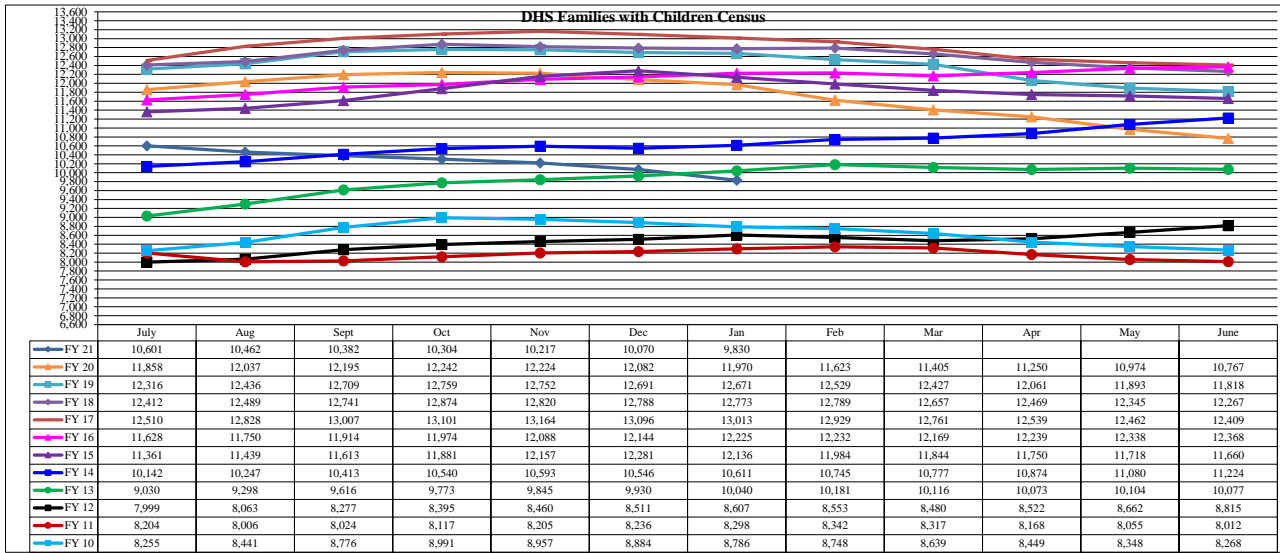
FAMILY INTAKE	
Families Requesting Temporary Housing at PATH	104
Adult Families Requesting Temporary Housing at AFIC	28
Families Placed in Overnight Accommodations	0
Families w/children at PATH Overnight (pre 10PM)	0

TOTAL SHELTER CENSUS	
Adults	35,467
Children	17,100
<b>Total Individuals</b>	<b>52,567</b>

SINGLE ADULTS	
Men	13,923
Women	4,590
<b>Total Single Adults</b>	<b>18,513</b>

FAMILIES WITH CHILDREN	
Families	9,777
Adults	12,877
Children	17,100
<b>Individuals</b>	<b>29,977</b>

ADULT FAMILIES CENSUS	
Families	1,931
<b>Individuals (Adults)</b>	<b>4,077</b>



\*Due to data conversion the average monthly census for December 2011 and January 2012 for Families with Children and Adult Families is based upon data for a partial month.