

**DAILY REPORT**

10/27/2021

(Data from Tuesday, October 26, 2021)

SINGLE ADULTS	
Drop-in Center Clients Served	469
Drop-in Center Overnight Census	136
Faith Bed Census	22
Outreach Contacts	294
Outreach Placements	14
Safe Haven Utilization	1107
Veterans In Short-term Housing	120
Criminal Justice Short-term Housing	106

FAMILY INTAKE	
Families Requesting Temporary Housing at PATH	131
Adult Families Requesting Temporary Housing at AFIC	14
Families Placed in Overnight Accommodations	0
Families w/children at PATH Overnight (pre 10PM)	0

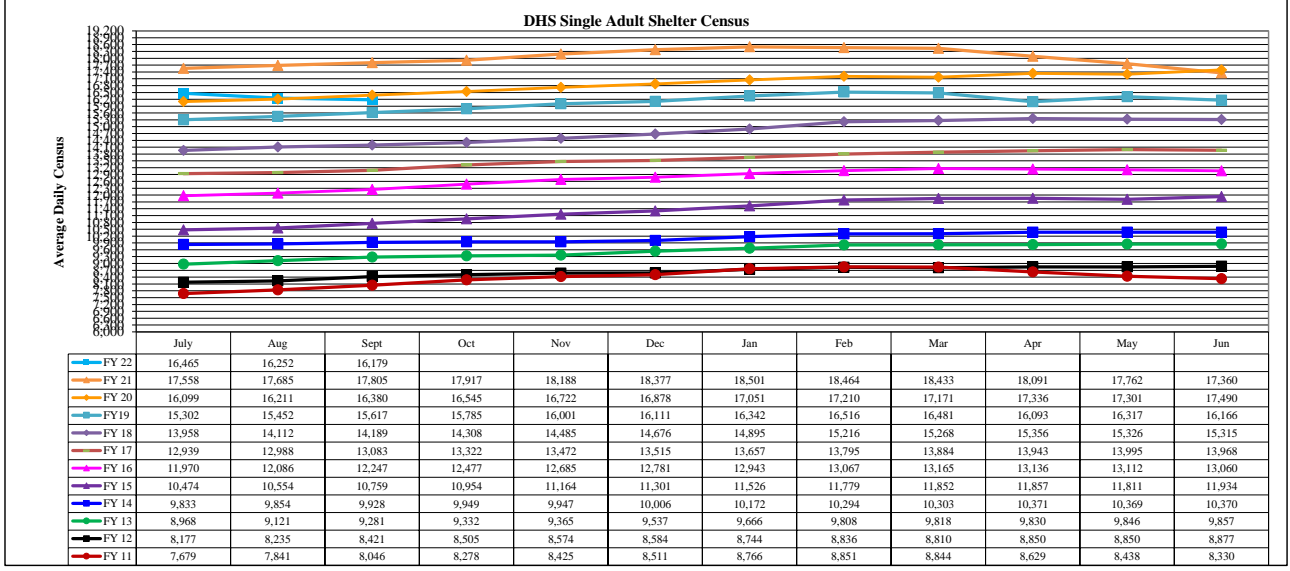
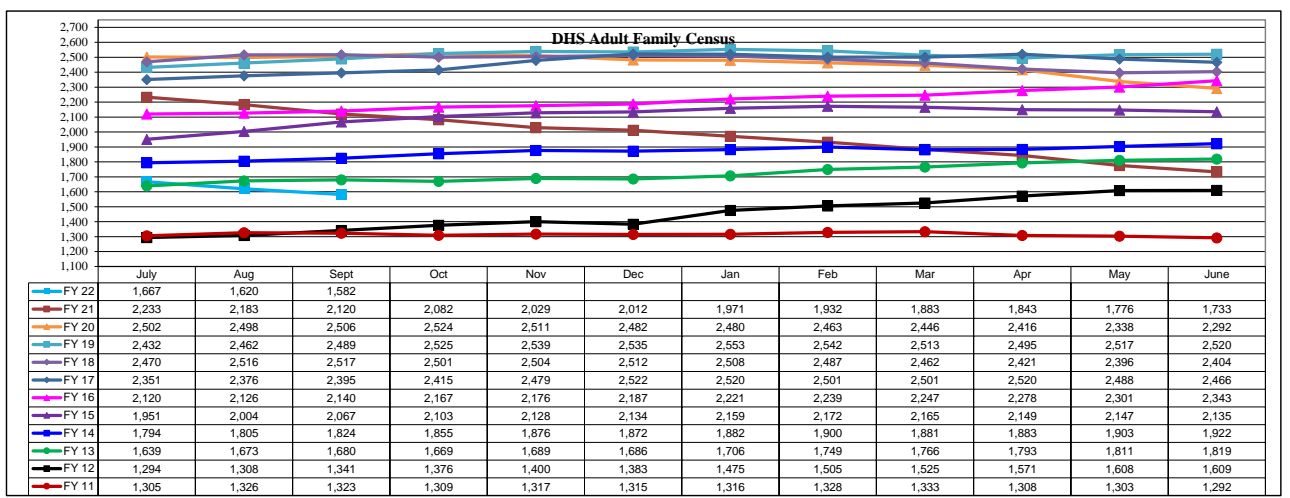
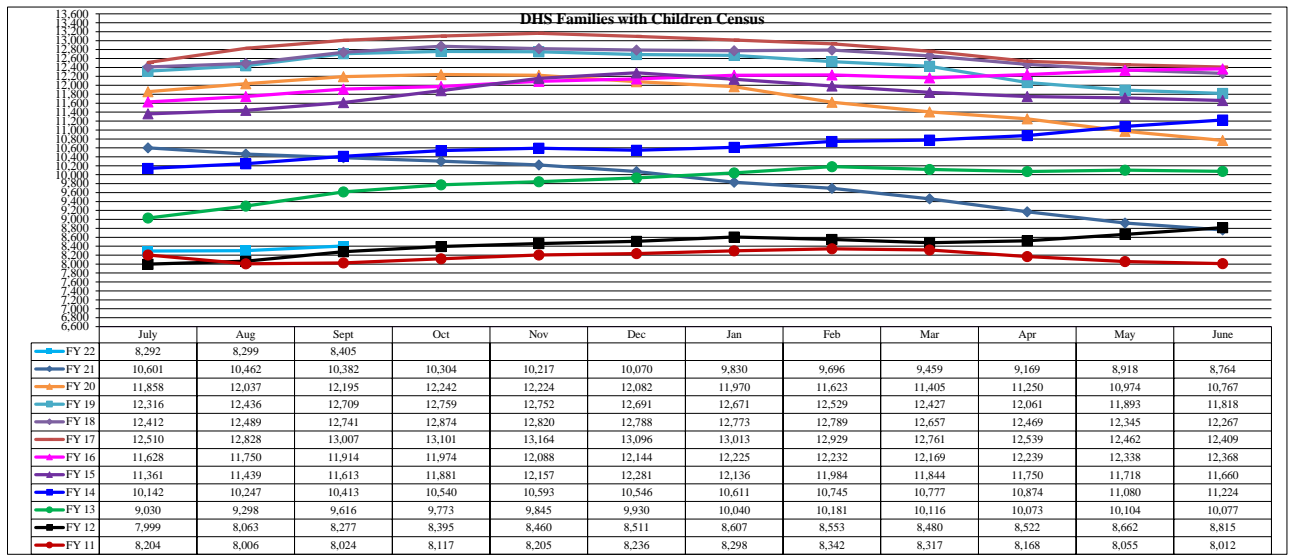
TOTAL SHELTER CENSUS	
Adults	31,123
Children	14,886
<b>Total Individuals</b>	<b>46,009</b>

SINGLE ADULTS	
Men	12,458
Women	4,160
<b>Total Single Adults</b>	<b>16,618</b>

FAMILIES WITH CHILDREN	
<b>Families</b>	8,579
Adults	11,237
Children	14,886
<b>Individuals</b>	<b>26,123</b>

ADULT FAMILIES CENSUS	
<b>Families</b>	1,559
<b>Individuals (Adults)</b>	<b>3,268</b>

x



\*Due to data conversion the average monthly census for December 2011 and January 2012 for Families with Children and Adult Families is based upon data for a partial month.