

**DAILY REPORT**

12/18/2020

(Data from Thursday, December 17, 2020)

**Code Blue**

SINGLE ADULTS	
Drop-in Center Clients Served	503
Drop-in Center Overnight Census	207
Faith Bed Census	57
Outreach Contacts	190
Outreach Placements	14
Safe Haven Utilization	1142
Veterans In Short-term Housing	229
Criminal Justice Short-term Housing	117

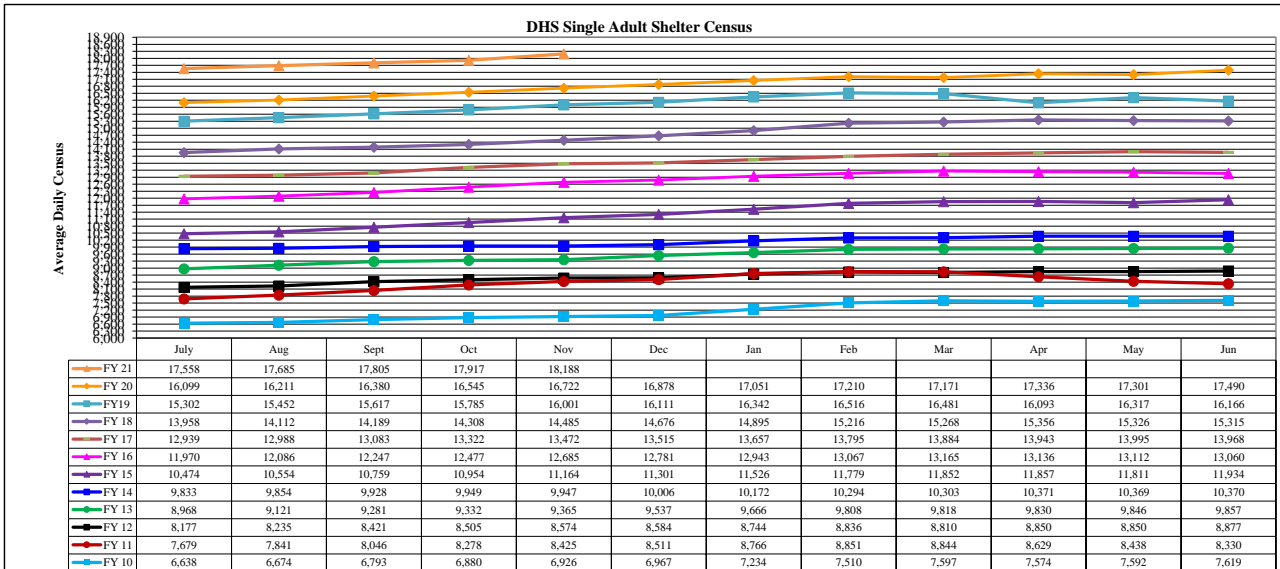
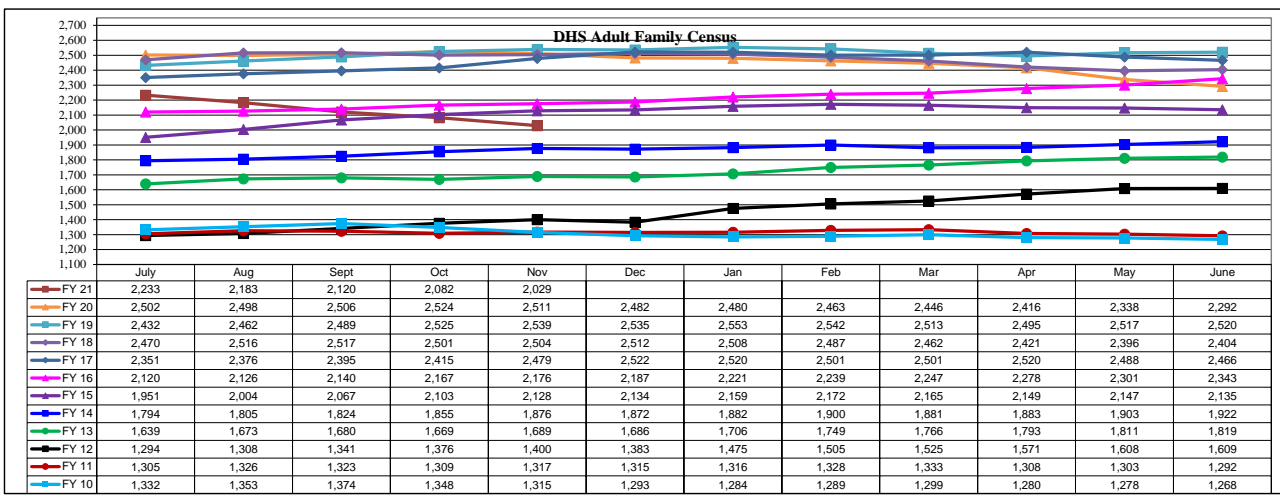
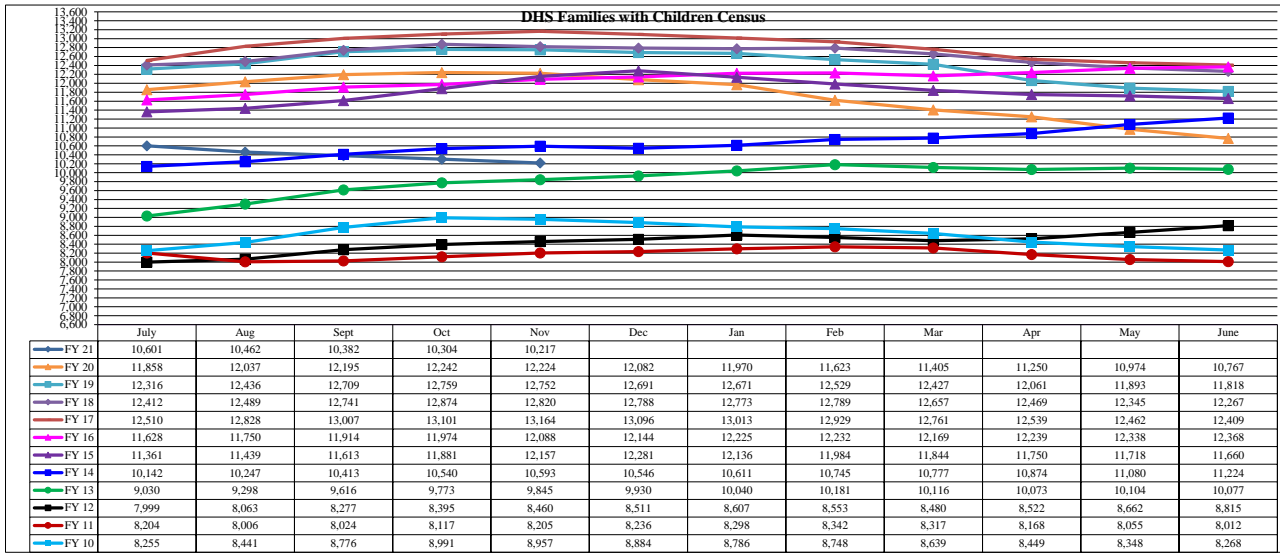
FAMILY INTAKE	
Families Requesting Temporary Housing at PATH	84
Adult Families Requesting Temporary Housing at AFIC	13
Families Placed in Overnight Accommodations	0
Families w/children at PATH Overnight (pre 10PM)	0

TOTAL SHELTER CENSUS	
Adults	35,991
Children	17,661
<b>Total Individuals</b>	<b>53,652</b>

SINGLE ADULTS	
Men	13,913
Women	4,558
<b>Total Single Adults</b>	<b>18,471</b>

FAMILIES WITH CHILDREN CENSUS	
Families	10,067
Adults	13,250
Children	17,661
<b>Individuals</b>	<b>30,911</b>

ADULT FAMILIES CENSUS	
Families	2,025
<b>Individuals (Adults)</b>	<b>4,270</b>



\*Due to data conversion the average monthly census for December 2011 and January 2012 for Families with Children and Adult Families is based upon data for a partial month.