

DAILY REPORT

3/4/2020

(Data from Tuesday, March 03, 2020)

| SINGLE ADULTS | |
|-------------------------------------|------|
| Drop-in Center Clients Served | 514 |
| Drop-in Center Overnight Census | 215 |
| Faith Bed Census | 121 |
| Outreach Contacts | 449 |
| Outreach Placements | 27 |
| Safe Haven Utilization | 1058 |
| Veterans In Short-term Housing | 238 |
| Criminal Justice Short-term Housing | 210 |

Incomplete (4)

Incomplete (4)

Incomplete (4)

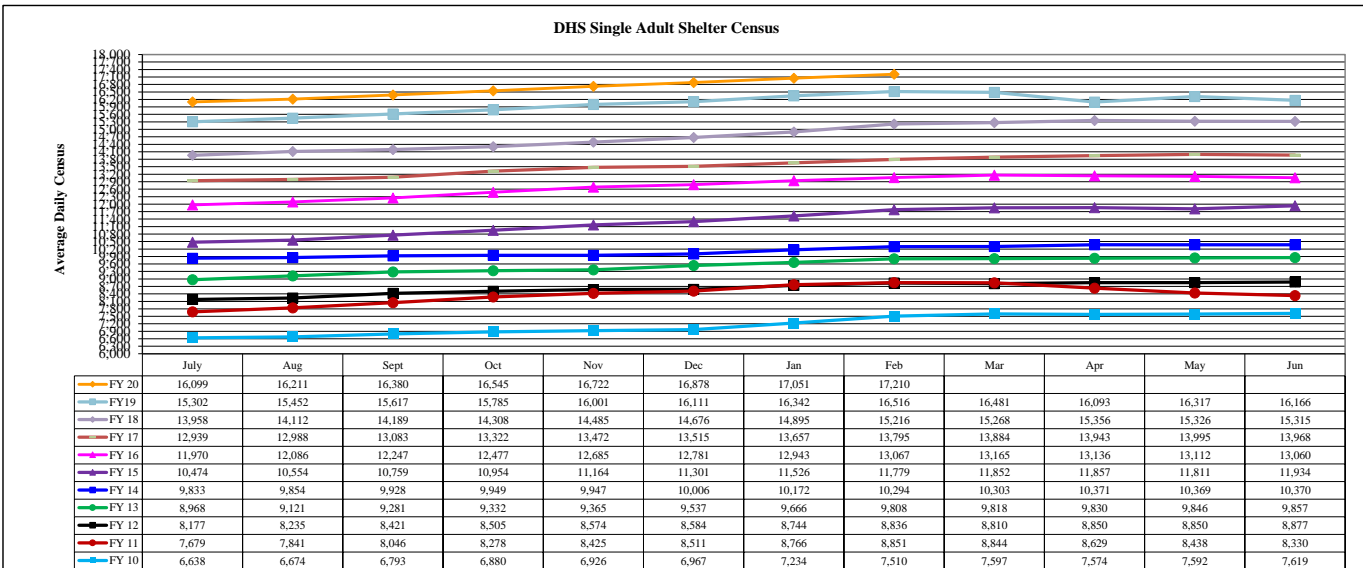
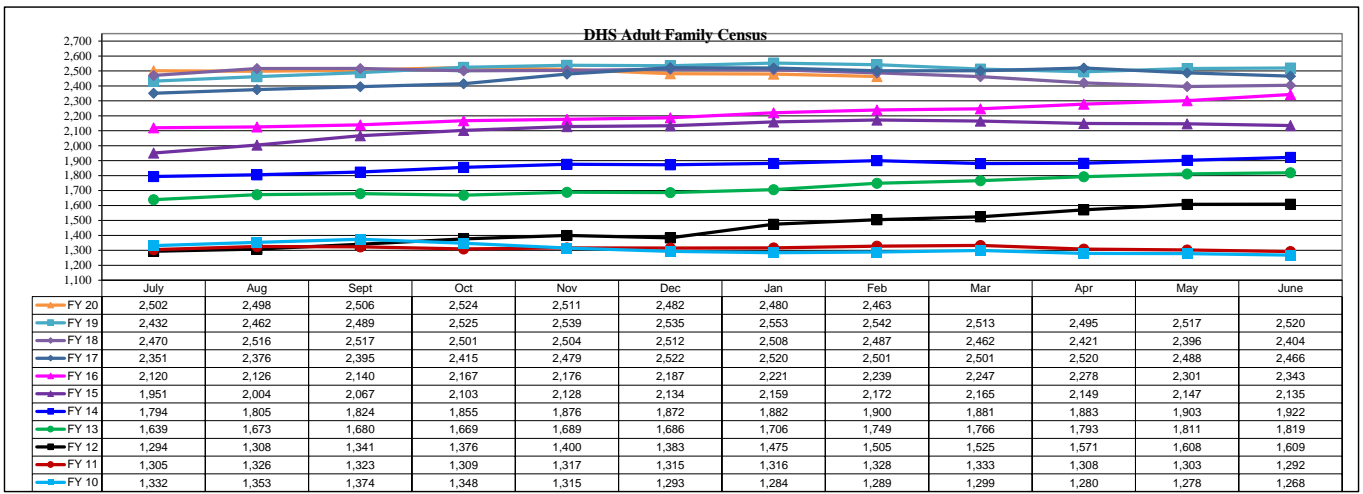
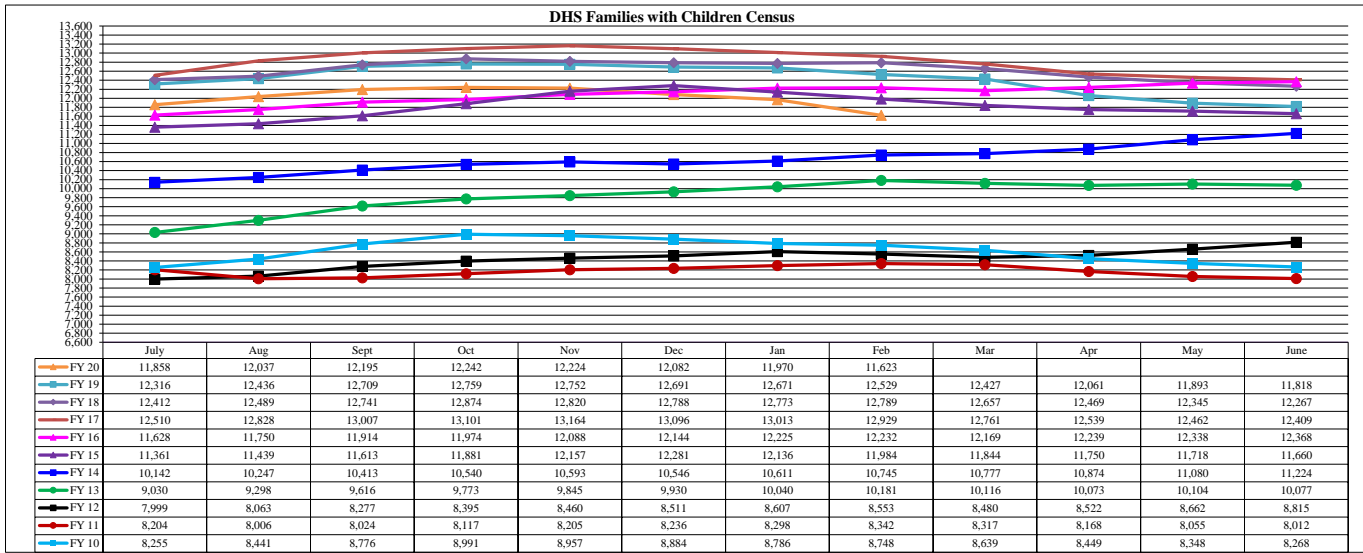
| FAMILY INTAKE | |
|---|----|
| Families Requesting Temporary Housing at PATH | 95 |
| Adult Families Requesting Temporary Housing at AFIC | 20 |
| Families Placed in Overnight Accommodations | 0 |
| Families w/children at PATH Overnight (pre 10PM) | 0 |

| TOTAL SHELTER CENSUS | |
|--------------------------|---------------|
| Adults | 37,804 |
| Children | 20,638 |
| Total Individuals | 58,442 |

| SINGLE ADULT SHELTER CENSUS | |
|-----------------------------|---------------|
| Men | 12,539 |
| Women | 4,683 |
| Total Single Adults | 17,222 |

| FAMILIES WITH CHILDREN CENSUS | |
|-------------------------------|---------------|
| Families | 11,472 |
| Adults | 15,405 |
| Children | 20,638 |
| Individuals | 36,043 |

| ADULT FAMILIES CENSUS | |
|-----------------------------|--------------|
| Families | 2,455 |
| Individuals (Adults) | 5,177 |



*Due to data conversion the average monthly census for December 2011 and January 2012 for Families with Children and Adult Families is based upon data for a partial month.