

**DAILY REPORT**

8/24/2022

(Data from Tuesday, August 23, 2022)

SINGLE ADULTS	
Drop-in Center Clients Served	332
Drop-in Center Overnight Census	142
Faith Bed Census	0
Outreach Contacts	285
Outreach Placements	25
Safe Haven Utilization	1500
Veterans In Short-term Housing	190
Criminal Justice Short-term Housing	0

4 of 5 sites reported.  
 4 of 5 sites reported.  
 4 of 5 sites reported.

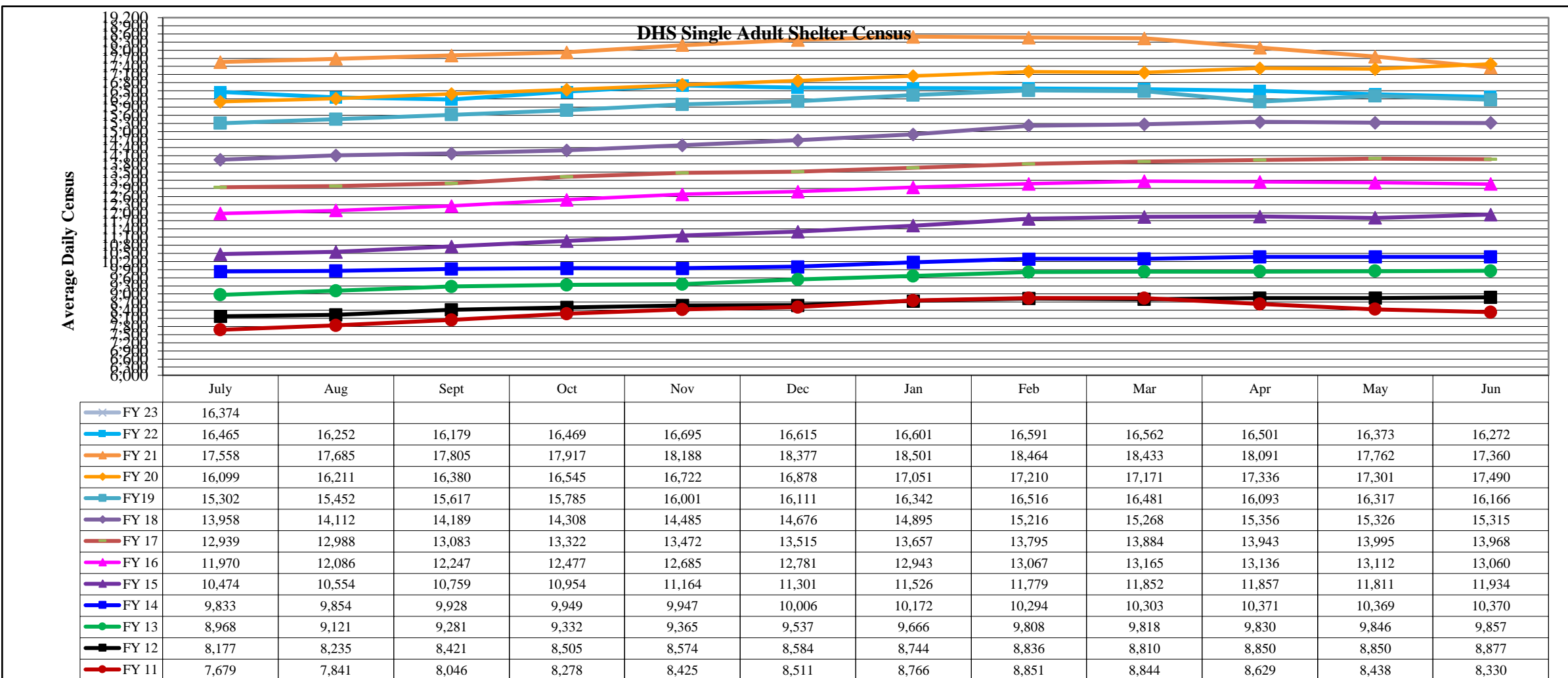
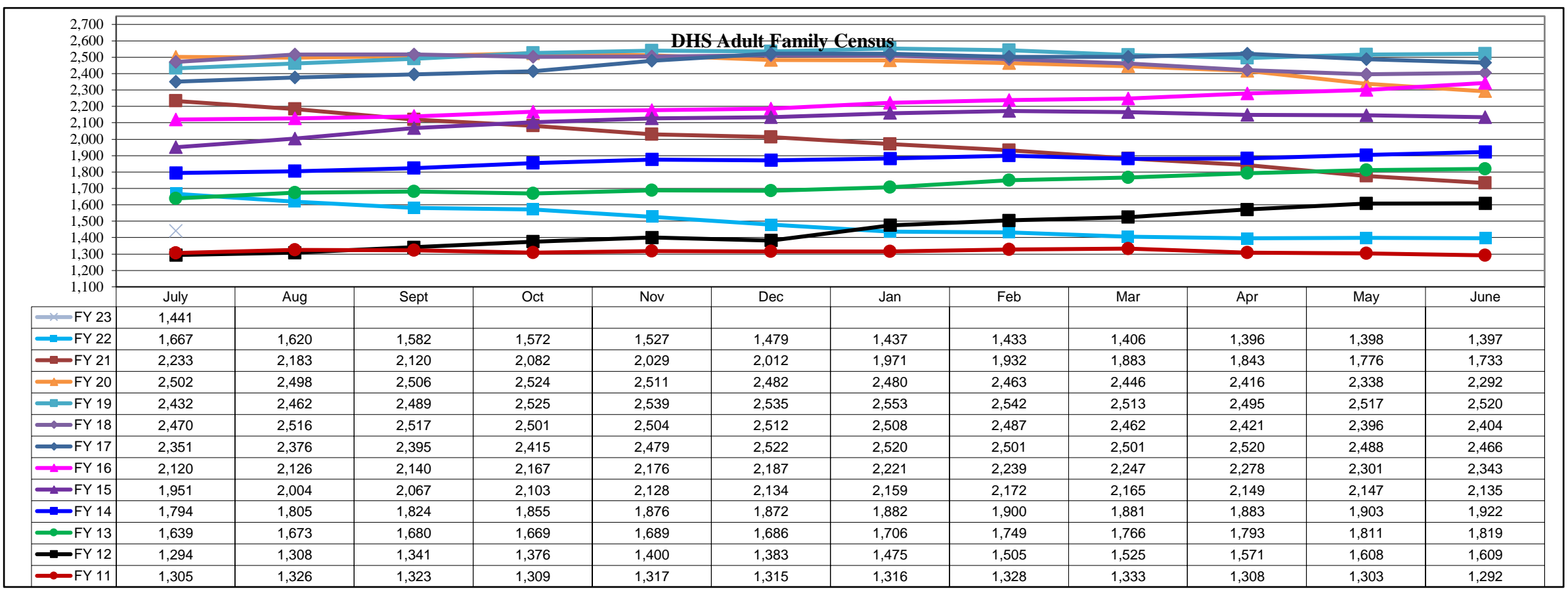
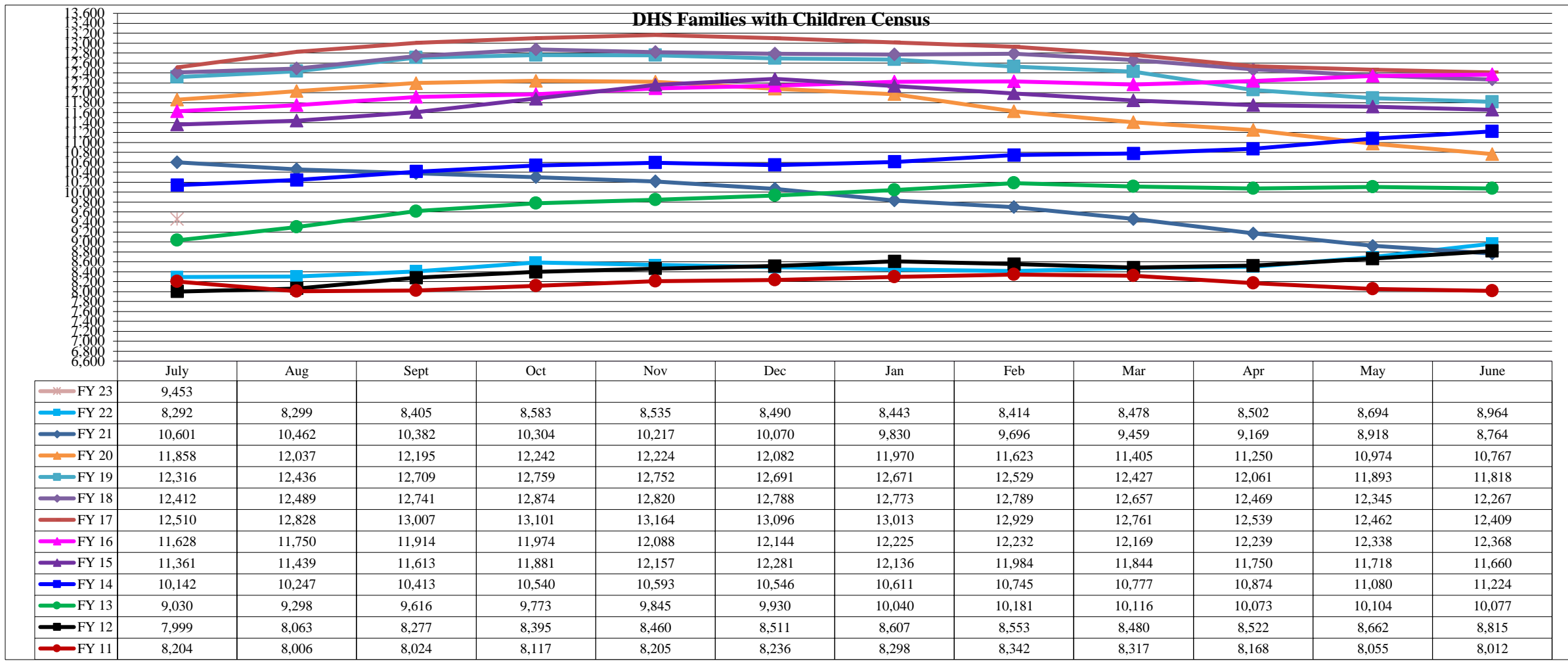
FAMILY INTAKE	
Families Requesting Temporary Housing at PATH	141
Adult Families Requesting Temporary Housing at AFIC	27
Families Placed in Overnight Accommodations	0
Families w/children at PATH Overnight (pre 10PM)	0

TOTAL SHELTER CENSUS	
Adults	34,771
Children	17,269
<b>Total Individuals</b>	<b>52,040</b>

SINGLE ADULTS	
Men	13,048
Women	4,217
<b>Total Single Adults</b>	<b>17,265</b>

FAMILIES WITH CHILDREN	
<b>Families</b>	10,188
Adults	14,288
Children	17,269
<b>Individuals</b>	<b>31,557</b>

ADULT FAMILIES CENSUS	
<b>Families</b>	1,529
<b>Individuals (Adults)</b>	<b>3,218</b>



\*Due to data conversion the average monthly census for December 2011 and January 2012 for Families with Children and Adult Families is based upon data for a partial month.