

DAILY REPORT

3/13/2020

(Data from Thursday, March 12, 2020)

SINGLE ADULTS	
Drop-in Center Clients Served	517
Drop-in Center Overnight Census	227
Faith Bed Census	108
Outreach Contacts	353
Outreach Placements	25
Safe Haven Utilization	1054
Veterans In Short-term Housing	239
Criminal Justice Short-term Housing	215

Incomplete (4)

Incomplete (4)

Incomplete (4)

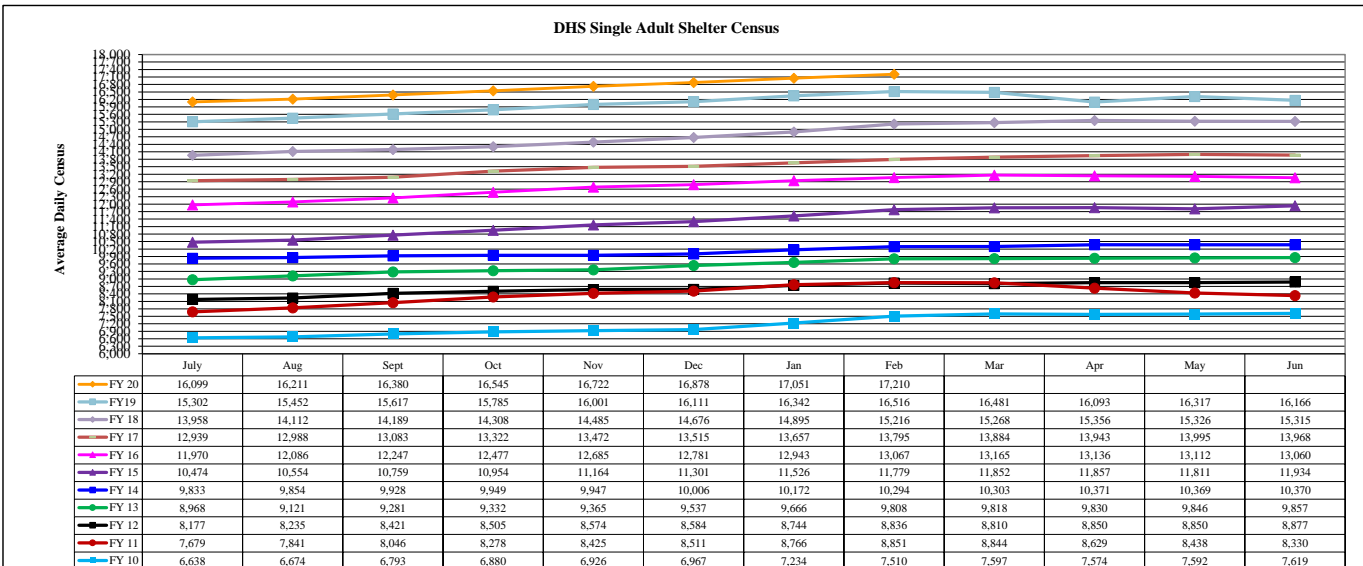
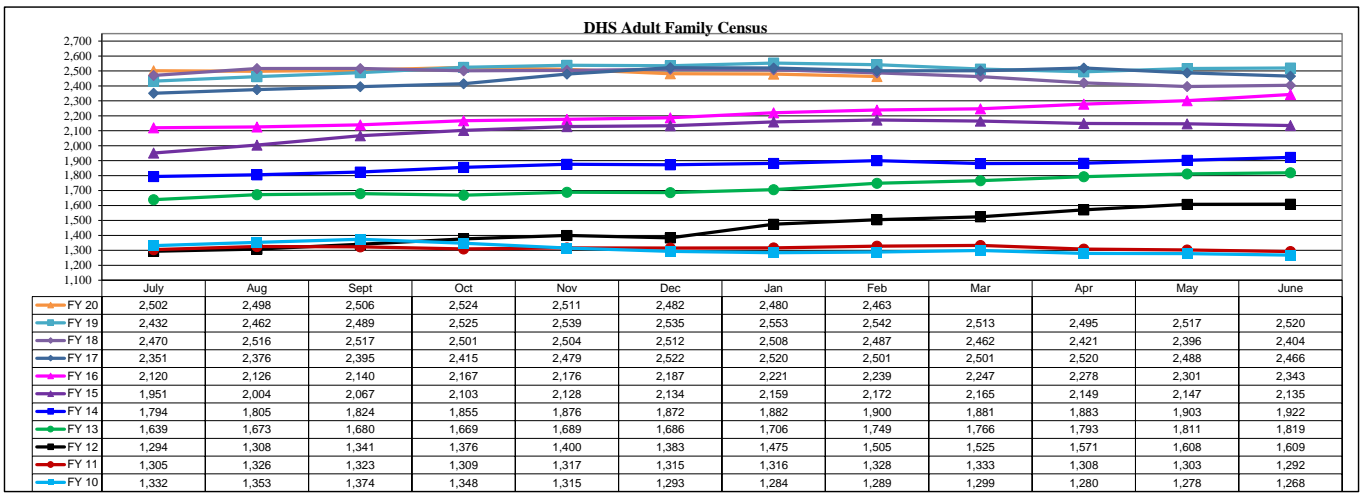
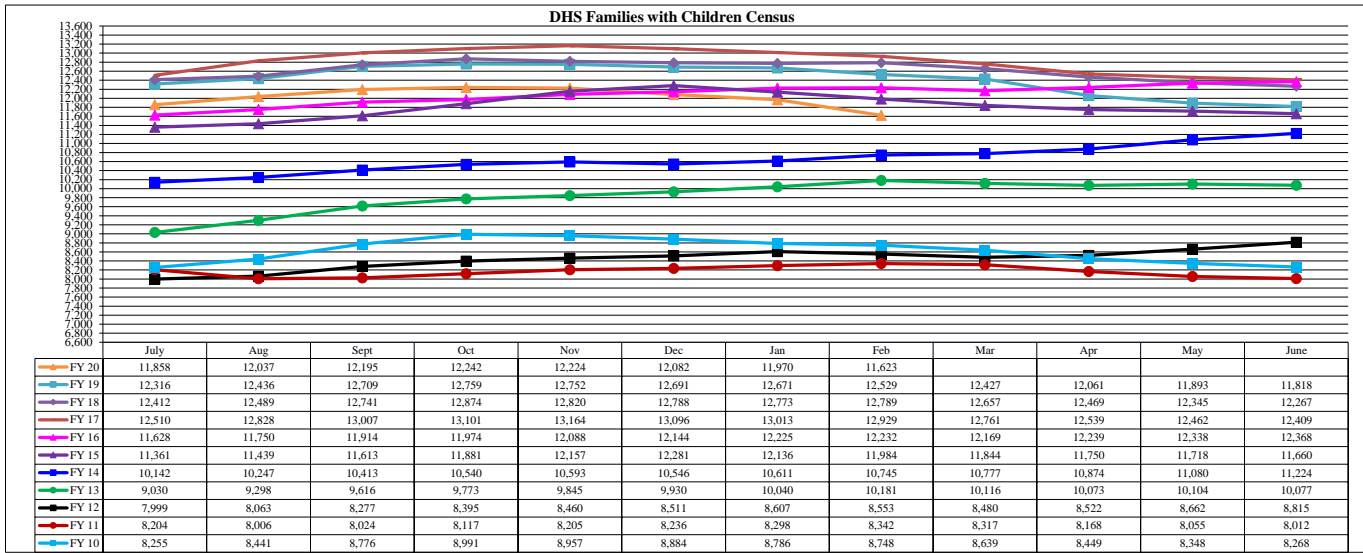
FAMILY INTAKE	
Families Requesting Temporary Housing at PATH	73
Adult Families Requesting Temporary Housing at AFIC	19
Families Placed in Overnight Accommodations	0
Families w/children at PATH Overnight (pre 10PM)	0

TOTAL SHELTER CENSUS	
Adults	37,684
Children	20,488
Total Individuals	58,172

SINGLE ADULT SHELTER CENSUS	
Men	12,561
Women	4,656
Total Single Adults	17,217

FAMILIES WITH CHILDREN CENSUS	
Families	11,423
Adults	15,291
Children	20,488
Individuals	35,779

ADULT FAMILIES CENSUS	
Families	2,457
Individuals (Adults)	5,176



*Due to data conversion the average monthly census for December 2011 and January 2012 for Families with Children and Adult Families is based upon data for a partial month.