

**DAILY REPORT**

3/12/2020

(Data from Wednesday, March 11, 2020)

SINGLE ADULTS	
Drop-in Center Clients Served	650
Drop-in Center Overnight Census	237
Faith Bed Census	160
Outreach Contacts	377
Outreach Placements	18
Safe Haven Utilization	1052
Veterans In Short-term Housing	229
Criminal Justice Short-term Housing	216

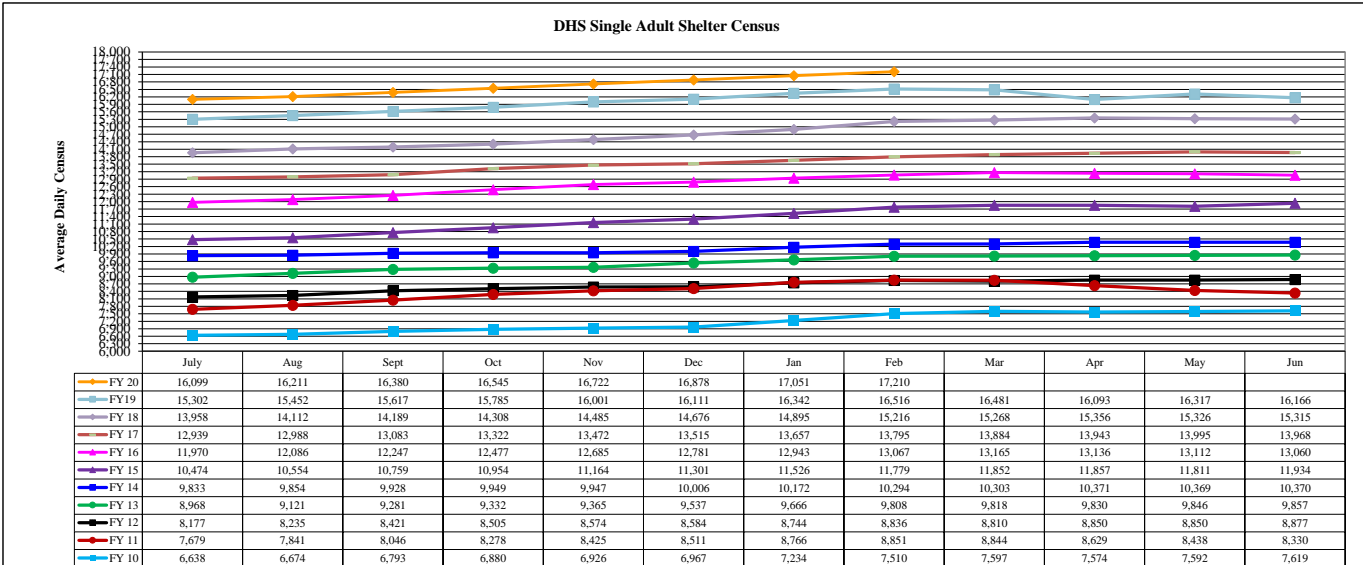
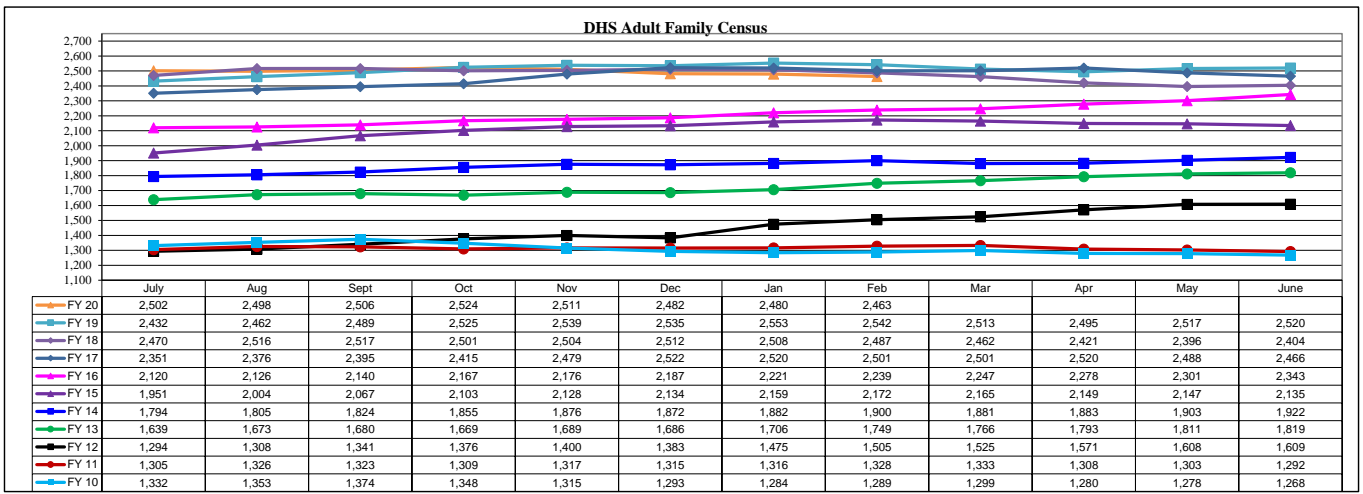
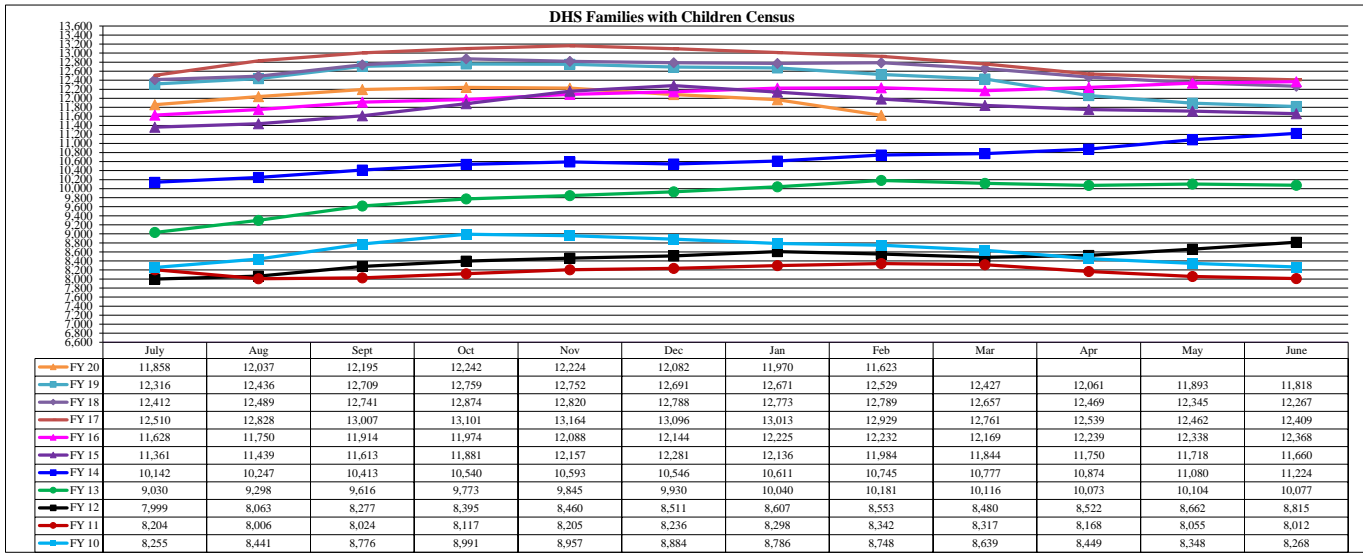
FAMILY INTAKE	
Families Requesting Temporary Housing at PATH	81
Adult Families Requesting Temporary Housing at AFIC	16
Families Placed in Overnight Accommodations	0
Families w/children at PATH Overnight (pre 10PM)	0

TOTAL SHELTER CENSUS	
Adults	37,653
Children	20,465
<b>Total Individuals</b>	<b>58,118</b>

SINGLE ADULT SHELTER CENSUS	
Men	12,519
Women	4,663
<b>Total Single Adults</b>	<b>17,182</b>

FAMILIES WITH CHILDREN CENSUS	
Families	11,416
Adults	15,276
Children	20,465
<b>Individuals</b>	<b>35,741</b>

ADULT FAMILIES CENSUS	
Families	2,463
<b>Individuals (Adults)</b>	<b>5,195</b>



\*Due to data conversion the average monthly census for December 2011 and January 2012 for Families with Children and Adult Families is based upon data for a partial month.