



BILL DE BLASIO  
MAYOR

CIVILIAN COMPLAINT REVIEW BOARD  
100 CHURCH STREET 10th FLOOR  
NEW YORK, NEW YORK 10007 ♦ TELEPHONE (212) 912-7235  
[www.nyc.gov/ccrb](http://www.nyc.gov/ccrb)



FREDERICK DAVIE  
CHAIR

**Executive Director's Monthly Report**  
**June 2018**  
**(Statistics for May 2018)**

## Contents

Executive Summary	2
Glossary	3
Complaints Received	4
CCRB Cases Received By Borough and Precinct	5
Allegations Received	7
CCRB Docket	10
Closed Cases	12
Resolving Cases	12
Dispositions / Case Abstracts	13
Dispositions - Full Investigations	15
Dispositions - All CCRB Cases	16
Dispositions - Allegations	17
Substantiation Rates	19
Substantiation Rates and Video	19
Board Discipline Recommendations for Substantiated Complaints	21
Board Discipline Recommendations for Substantiated Allegations	23
Truncations	25
Complaints by PSA	26
Mediation Unit	28
Administrative Prosecution Unit	30
NYPD Discipline	31
Appendix	36

# Executive Summary

The Civilian Complaint Review Board (“CCRB”) is an independent municipal Agency that investigates complaints of NYPD misconduct. Every month, the CCRB prepares an Executive Director report for its public meeting. Data for May 2018 included the following highlights:

- 1) Of the cases in the CCRB active investigations docket, 79% have been open for 4 months or fewer, and 93% have been open for 7 months or fewer (page 10). In May, the CCRB opened 437 new cases (page 4), and currently has a total open docket of 1,513 cases (page 11).
- 2) The CCRB substantiated allegations in 20% of its fully investigated cases (page 15).
- 3) The CCRB fully investigated 35% of the cases it closed in May (page 12) and resolved (fully investigated, mediated or attempted mediation) 54% of the cases it closed (page 16). The Agency's truncation rate was 46% (page 12). This is primarily driven by uncooperative complainants/alleged victims, or witnesses.
- 4) For May, investigations using video evidence resulted in substantiated allegations in 33% of cases - compared to 10% of cases in which video was not available (page 19-20).
- 5) The Monthly Report includes a breakdown of complaints and substantiations by NYPD precinct and borough of occurrence (pages 5-6, 24).
- 6) In May the Police Commissioner finalized 2 decisions against police officers in Administrative Prosecution Unit (APU) cases (page 30). The CCRB's APU prosecutes the most serious allegations of misconduct. The APU conducted 3 trials against members of the NYPD year-to-date; 2 trials were conducted against respondent officers in May.

Finally, the Monthly Report contains a Table of Contents, Glossary, and Appendix, all meant to assist readers in navigating this report. The CCRB is committed to producing monthly reports that are valuable to the public, and welcomes feedback on how to make its data more accessible.

# Glossary

In this glossary we have included a list of terms that regularly appear in our reports.

**Allegation:** An allegation is a specific act of misconduct. The same “complaint” can have multiple allegations – excessive force and discourteous language, for example. Each allegation is reviewed separately during an investigation.

**APU:** The Administrative Prosecution Unit is the division of the CCRB that has prosecuted “charges” cases since April 2013, after the signing of a 2012 Memorandum of Understanding between the CCRB and NYPD.

**Board Panel:** The “Board” of the CCRB has 13 members. Of the 13 members, five are chosen by the Mayor, five are chosen by the City Council, and three are chosen by the Police Commissioner. Following a completed investigation by the CCRB staff, three Board members, sitting as a Board Panel, will make a finding on whether misconduct occurred and will make a recommendation on what level of penalty should follow.

**Case/Complaint:** For the purposes of CCRB data, a “case” or “complaint” is defined as any incident within the Agency’s jurisdiction, brought to resolution by the CCRB. Cases/Complaints thus include truncations, fully investigated or ongoing cases, mediations, and completed investigations pending Board Panel review.

**Disposition:** The Board’s finding as to the outcome of a case (i.e. if misconduct occurred).

**FADO:** Under the City Charter, the CCRB has jurisdiction to investigate the following categories of police misconduct: Force, Abuse of Authority, Discourtesy, and Offensive Language, collectively known as “FADO”.

**Intake:** CCRB’s intake team initially handles complaints from the public. Intake takes complaints that come via live phone calls, voicemails, an online complaint form, or in-person.

**Investigation:** CCRB investigators gather evidence and interview witnesses to prepare reports on misconduct allegations. An investigation ends when a closing report is prepared detailing the evidence and legal analysis, and the case is given to the Board for disposition.

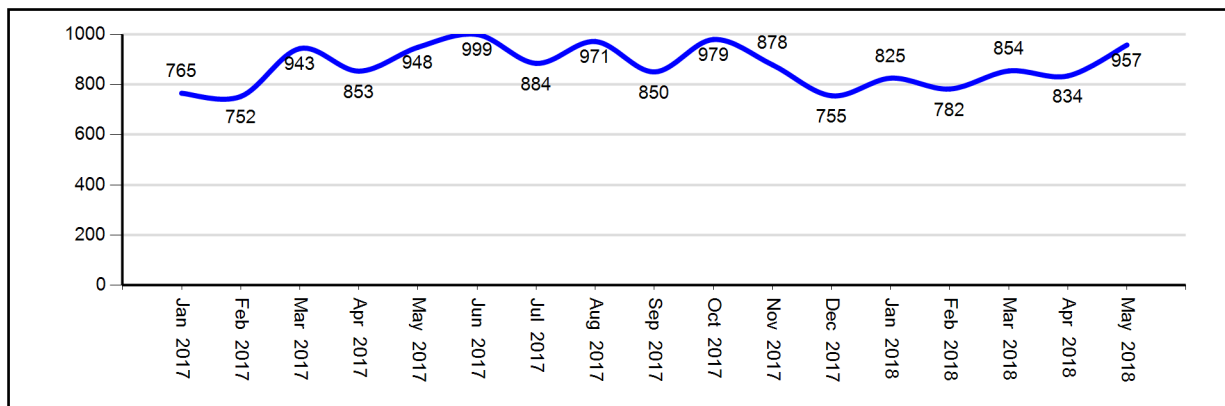
**Mediation:** A complainant may mediate his or her case with the subject officer, in lieu of an investigation, with the CCRB providing a neutral, third-party mediator.

**Truncation:** When a complaint is withdrawn or there is no complainant/alleged victim available for an interview, the investigation is “truncated.”

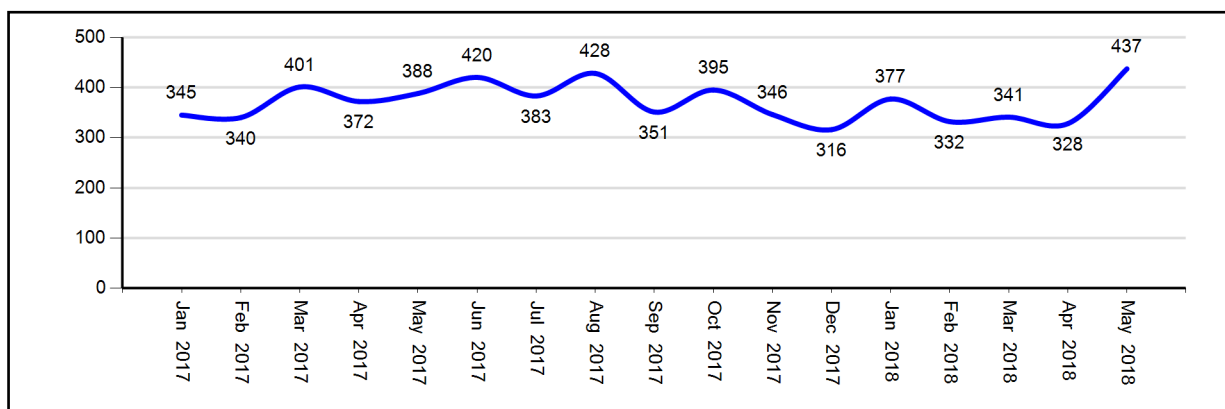
# Complaints Received

The CCRB’s Intake team processes misconduct complaints from the public and referrals from the NYPD. Under the New York City Charter, the CCRB’s jurisdiction is limited to allegations of misconduct related to Force, Abuse of Authority, Discourtesy and Offensive Language. All other complaints are referred to the appropriate agency. Figure 1 refers to all complaints that the CCRB receives and Figures 2 and 3 refer to new cases that remain with the Agency. In May 2018, the CCRB initiated 437 new complaints.

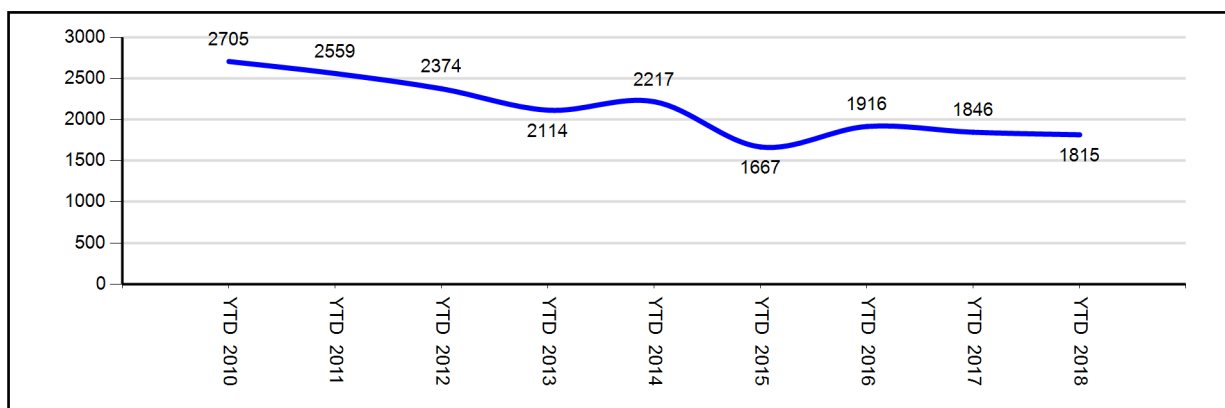
**Figure 1: Total Intake by Month (January 2017 - May 2018)**



**Figure 2: New CCRB Complaints by Month (January 2017 - May 2018)**



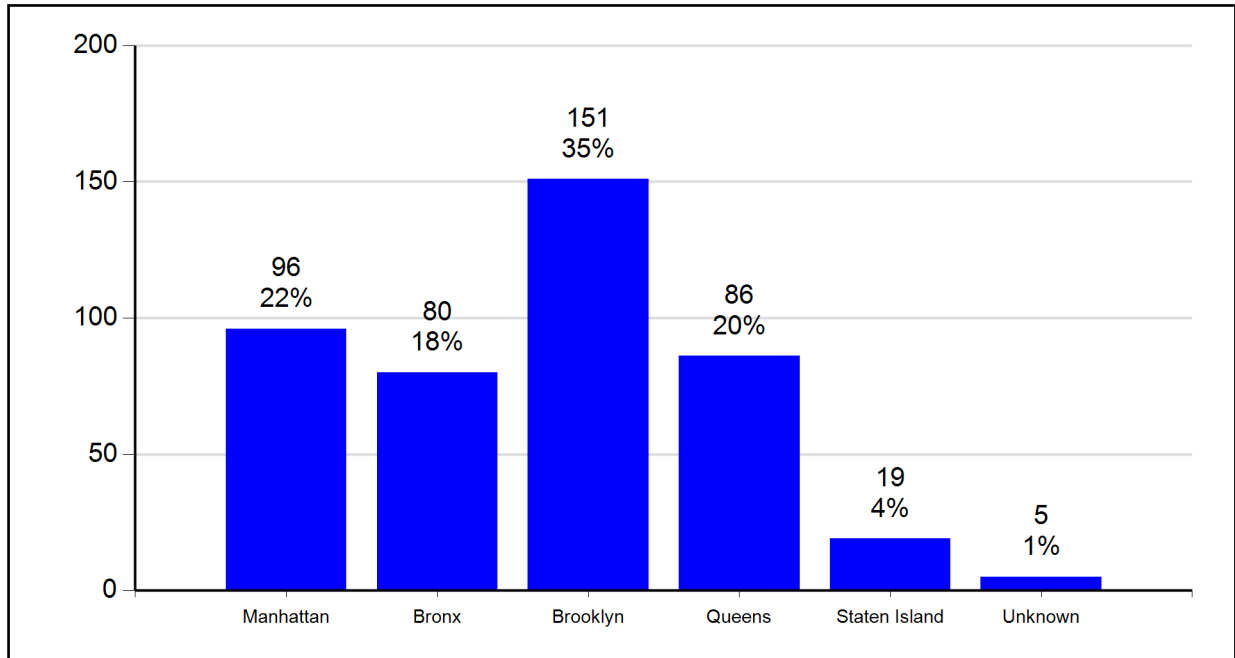
**Figure 3: New CCRB Complaints by Year (YTD 2010 - YTD 2018)**



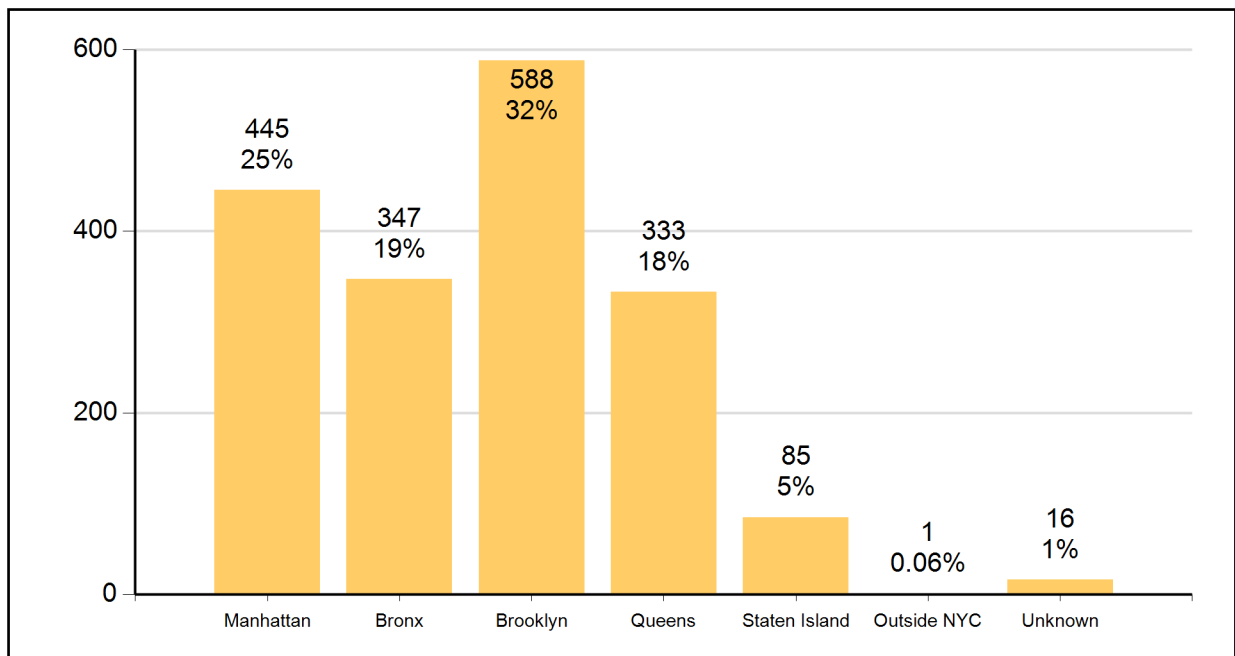
## CCRB Cases Received by Borough and Precinct

Of the five boroughs, the largest number of misconduct complaints stemmed from incidents occurring in Brooklyn, followed by Manhattan. The 75th Precinct had the highest number at 21 incidents.

**Figure 4: CCRB Complaints Received By Borough of Occurrence (May 2018)**



**Figure 5: CCRB Complaints Received By Borough of Occurrence (YTD 2018)**



**Figure 6: CCRB Complaints Received By Precinct of Occurrence (May 2018)**

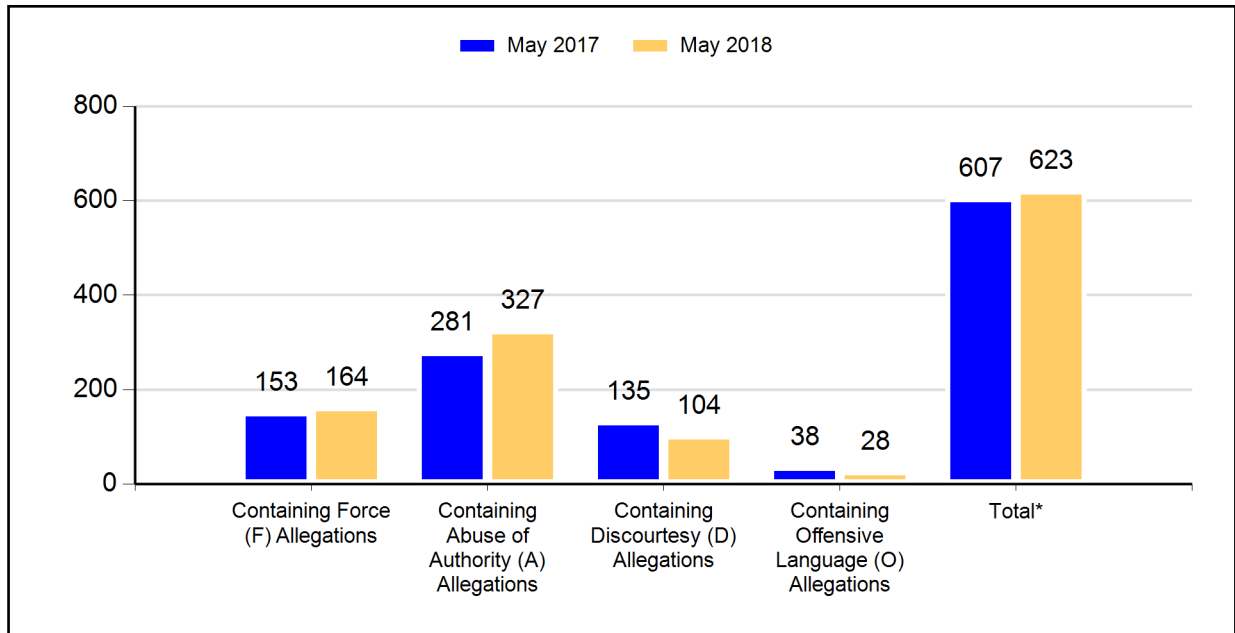
NYPD Precinct of Occurrence*	Number of Complaints	NYPD Precinct of Occurrence*	Number of Complaints
1	4	67	10
5	2	68	4
6	4	69	4
7	3	70	9
9	6	71	8
10	3	72	3
13	3	73	12
14	10	75	21
17	4	76	4
18	5	77	8
19	5	78	3
20	1	79	13
23	2	81	5
24	6	83	4
25	11	84	9
26	1	88	2
28	3	90	6
30	1	94	1
32	8	100	2
33	3	101	17
34	10	102	4
40	12	103	11
41	7	104	3
42	11	105	7
43	5	106	8
44	10	107	6
45	2	108	1
46	7	109	1
47	6	110	2
48	9	111	2
49	2	112	2
50	2	113	11
52	6	114	8
60	6	115	1
61	6	120	6
62	6	121	5
63	4	122	4
66	2	123	4
		1000	1
		Unknown	7

\*These figures track where an incident occurred, not necessarily the Command of the officer. Please review Figures 62A-62Q for Command Level data for cases closed in 2017.

# Allegations Received

As described in the previous section, the CCRB has jurisdiction over four categories of NYPD misconduct. In comparing May 2017 to May 2018, the number of complaints containing an allegation of Force is up, Abuse of Authority complaints are up, Discourtesy are down and Offensive Language are down. Figures for the year-to-date comparison show that in 2018, complaints containing an allegation of Force are down, Abuse of Authority are up, Discourtesy are down and Offensive Language are down.

**Figure 7: CCRB Complaints Received By Type of Allegation (May 2017 vs. May 2018)**



\*This is the total of distinct FADO allegation types in complaints received.

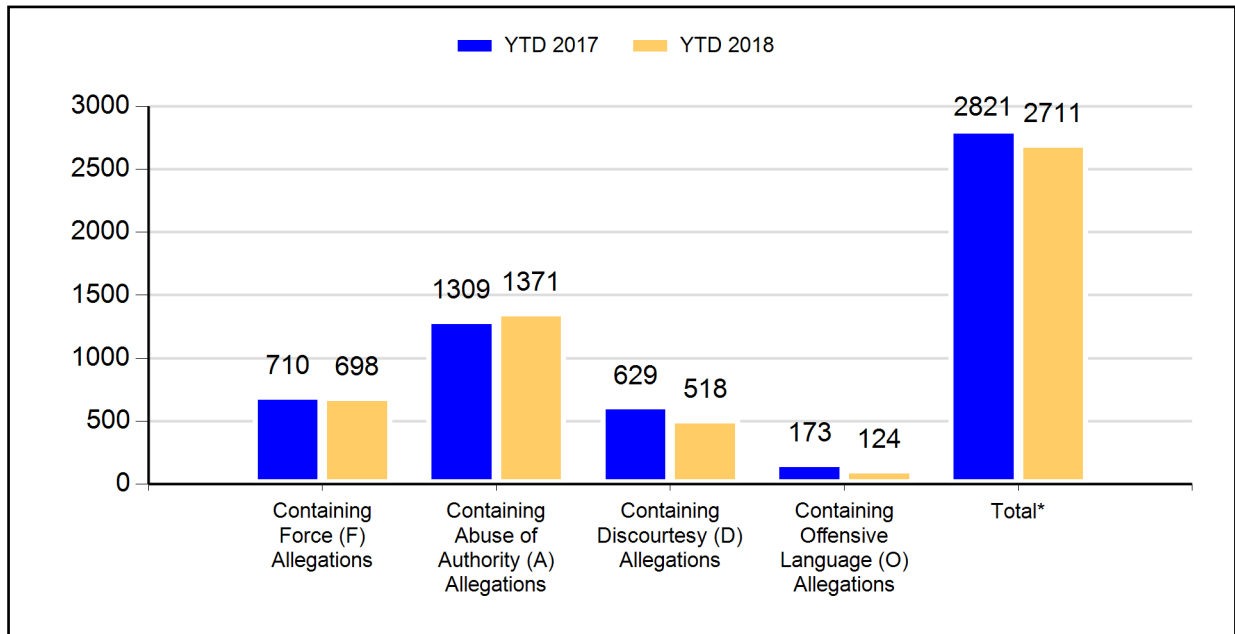
**Figure 8: CCRB Complaints Received By Type of Allegation (% of Complaints)**

	May 2017		May 2018		Change	% Change
	Count	% of Total Complaints	Count	% of Total Complaints		
Force (F)	153	39%	164	38%	11	7%
Abuse of Authority (A)	281	72%	327	75%	46	16%
Discourtesy (D)	135	35%	104	24%	-31	-23%
Offensive Language (O)	38	10%	28	6%	-10	-26%
Total FADO Allegations	607		623		16	3%
Total Complaints	388		437		49	13%

Note: the number of allegations in recently received complaints typically grows somewhat as the complaints are investigated.



**Figure 9: CCRB Complaints Received By Type of Allegation (YTD 2017 vs. YTD 2018)**



\*This is the total of distinct FADO allegation types in complaints received.

**Figure 10: CCRB Complaints Received By Type of Allegation YTD (% of Complaints)**

	YTD 2017		YTD 2018		Change	% Change
	Count	% of Total Complaints	Count	% of Total Complaints		
Force (F)	710	38%	698	38%	-12	-2%
Abuse of Authority (A)	1309	71%	1371	76%	62	5%
Discourtesy (D)	629	34%	518	29%	-111	-18%
Offensive Language (O)	173	9%	124	7%	-49	-28%
Total FADO Allegations	2821		2711		-110	-4%
Total Complaints	1846		1815		-31	-2%

Note: the number of allegations in recently received complaints typically grows somewhat as the complaints are investigated.

**Figure 11: Total Allegations (% of Total Allegations)**

	May 2017		May 2018		Change	% Change
	Count	% of Total Allegations	Count	% of Total Allegations		
Force (F)	297	24%	315	24%	18	6%
Abuse of Authority (A)	687	55%	828	63%	141	21%
Discourtesy (D)	217	17%	136	10%	-81	-37%
Offensive Language (O)	46	4%	39	3%	-7	-15%
Total Allegations	1247		1318		71	6%
Total Complaints	388		437		49	13%

**Figure 12: Total Allegations YTD (% of Total Allegations)**

	YTD 2017		YTD 2018		Change	% Change
	Count	% of Total Allegations	Count	% of Total Allegations		
Force (F)	1409	24%	1505	23%	96	7%
Abuse of Authority (A)	3435	58%	4113	63%	678	20%
Discourtesy (D)	887	15%	704	11%	-183	-21%
Offensive Language (O)	228	4%	177	3%	-51	-22%
Total Allegations	5959		6499		540	9%
Total Complaints	1846		1815		-31	-2%

The number of allegations in recently received complaints typically grows as the complaints are investigated.

# CCRB Docket

As of the end of May 2018, 79% of active CCRB cases are fewer than five months old, and 93% active cases have been open for fewer than eight months.

**Figure 13: Age of Active Cases Based on Received Date (May 2018)**

Case Age Group	Count	% of Total
Cases 0-4 Months	1066	79.3%
Cases 5-7 Months	178	13.2%
Cases 8-11 Months	81	6.0%
Cases 12-18 Months*	14	1.0%
Cases Over 18 Months**	5	0.4%
<b>Total</b>	<b>1344</b>	<b>100%</b>

\*12-18 Months: 5 cases that were reopened; 4 cases that were on DA Hold.

\*\*Over18 Months: 2 cases that were reopened; 4 cases that were on DA Hold.

**Figure 14: Age of Active Cases Based on Incident Date (May 2018)**

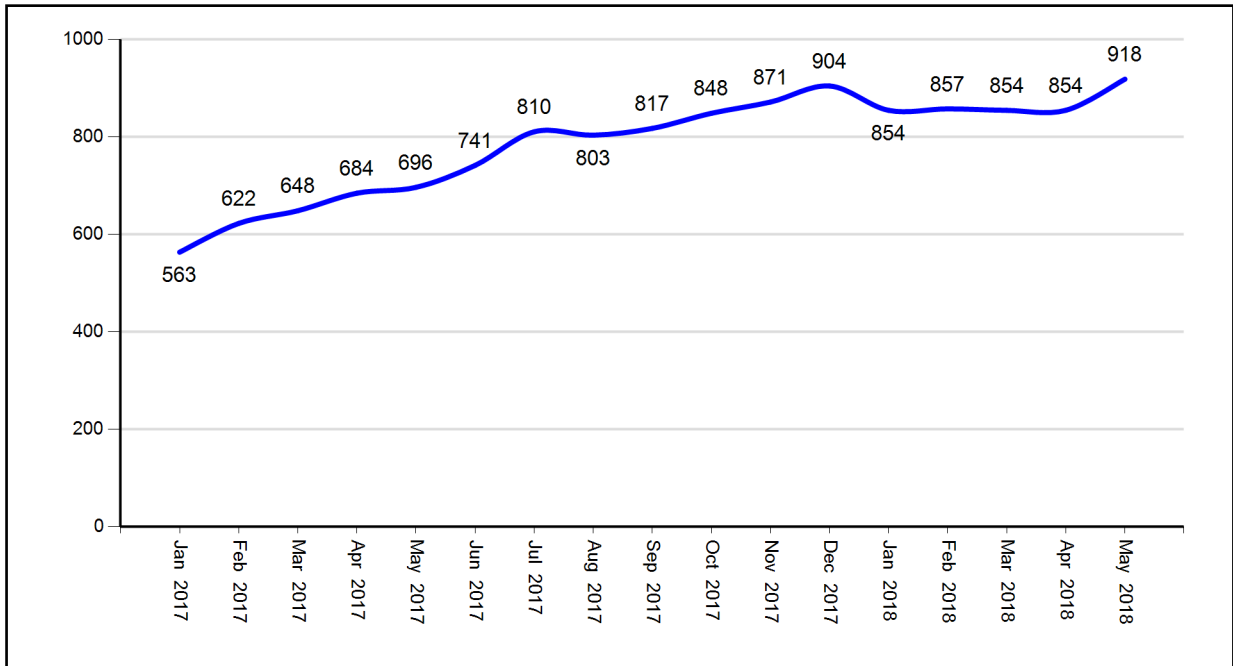
	Count	% of Total
Cases 0-4 Months	982	73.1%
Cases 5-7 Months	194	14.4%
Cases 8-11 Months	116	8.6%
Cases 12-18 Months*	42	3.1%
Cases Over 18 Months**	10	0.7%
<b>Total</b>	<b>1344</b>	<b>100%</b>

\*12-18 Months: 6 cases that were reopened; 3 cases that were on DA Hold.

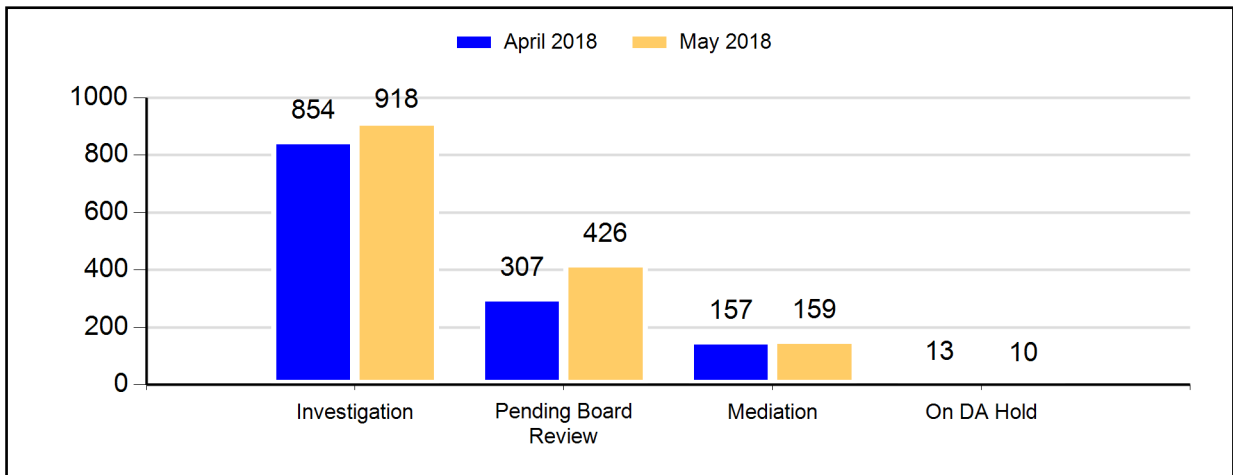
\*\*Over18 Months: 3 cases that were reopened; 5 cases that were on DA Hold.

*An active case is here defined as an investigation; cases in mediation are excluded.*

**Figure 15: Number of Active Investigations (January 2017 - May 2018)**



**Figure 16: Open Docket Analysis**



**Figure 17: Open Docket Analysis with % Change**

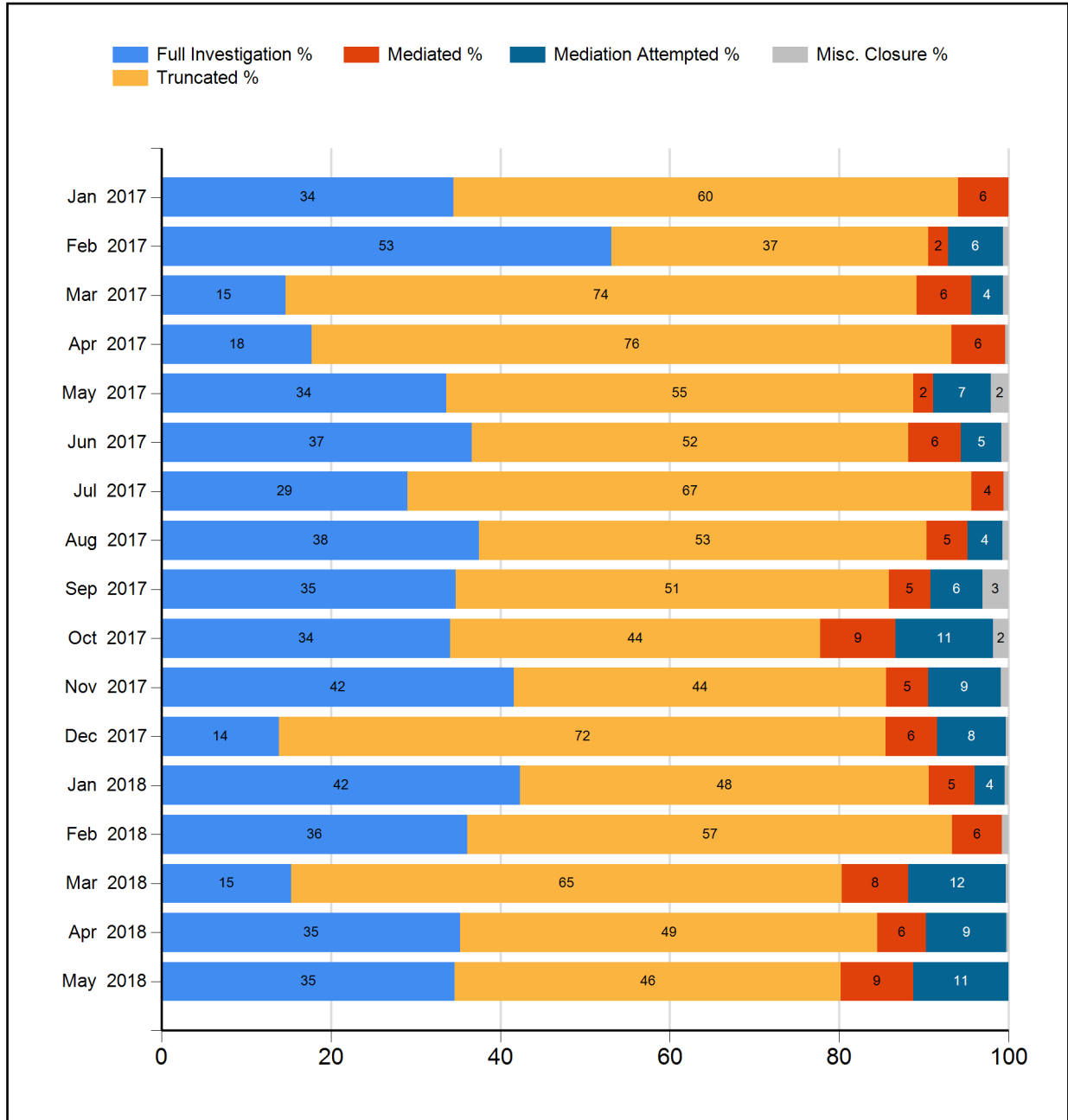
	April 2018		May 2018		Change	% Change
	Count	% of Total	Count	% of Total		
Investigations	854	64%	918	61%	64	7%
Pending Board Review	307	23%	426	28%	119	39%
Mediation	157	12%	159	11%	2	1%
On DA Hold	13	1%	10	1%	-3	-23%
<b>Total</b>	<b>1331</b>		<b>1513</b>		<b>182</b>	<b>14%</b>

# Closed Cases

## Resolving Cases

In May 2018, the CCRB fully investigated 35% of the cases it closed, and resolved (fully investigated, mediated or mediation attempted) 54% of the cases it closed.

**Figure 18: Case Resolutions (January 2017 - May 2018) (%)**



## Dispositions

Cases fully investigated by the CCRB generally receive one of five outcomes:

- If the alleged misconduct is found to have occurred, based on the preponderance of the evidence, the allegation is **substantiated**.
- If there is not enough evidence to determine whether or not the alleged misconduct occurred, the allegation is **unsubstantiated**.
- If the preponderance of the evidence suggests that the event or alleged act did not occur, the allegation is **unfounded**.
- If the event did occur, but was not improper by a preponderance of evidence, the allegation is **exonerated**.
- If the CCRB was unable to identify any of the officers accused of misconduct, the case is closed as **officer unidentified**.

Additionally, a case might be **mediated**, with the subject officer and complainant discussing the incident in the presence of a neutral third-party moderator, or closed as **mediation attempted**, the designation for a case in which both the officer and the civilian agree to mediate, but the civilian fails to appear twice for the scheduled mediation session or fails to respond to attempts to schedule a mediation session. Finally, a case that cannot be fully investigated due to complainant/alleged victim unavailability or lack of cooperation is **truncated**.

## Case Abstracts

The following case abstracts are taken from complaints closed this month and serve as examples of what the different CCRB dispositions mean in practice:

### 1. Substantiated

A plainclothes officer interfered with a man recording a police interaction. It is undisputed the man entered the train system through the emergency gate without paying. The officers stopped the man and requested he provide ID. The man is an out of state resident and initially refused plainclothes officers' orders. When the man complied and handed the officers his ID he also began recording the incident on his phone. The first officer acknowledged the man recording the incident but denied interfering with the recording. The officer said the man kept putting his hand in his pocket, and when the man put his hand and phone in his back pocket, the officer said he immediately grabbed the man's other hand, even though he did not consider the man a threat. The video shows the officers talking to the man and at one point the frame of the camera is covered and the man says, "Don't touch my phone" as the screen goes blank and the video cuts out. The second officer confirmed the first officer grabbed the man's camera and interfered with the recording. The investigation credited the man's account, which was corroborated by the second officer and recording. As a result, the Board Substantiated the interference allegation.

### 2. Unsubstantiated

An officer strip searched a man after they stopped him for making an illegal U-turn and driving without a valid driver's license. The man said the officer escorted him to the rear of the police car and placed him in handcuffs. During the search, the man said the officer pulled his shorts down to his thighs exposing his underwear. The officer said he patted the man down, incident to his arrest, to make sure he did not have any weapons, but did not pull his shorts down. Given the conflicting statements and a lack of video footage or independent witnesses, the investigation could not determine by a preponderance of evidence if the officer did or did not strip search the man. As a result, the Board Unsubstantiated the strip search allegation.

### **3. Unfounded**

A man alleged that officers pushed his head into an exit door and kicked him when they ejected him from the subway station. The man said he was exiting a subway station, and as he approached the emergency exit gate an officer came from behind and pushed his head into the gate. Falling to the ground, the man said the officer began kicking him in the body and legs while he was on the ground. As a result of the officers' use of force, the man said he went to the hospital. An MTA cleaner called 911 to report the man sleeping on the platform and denied that the officers used force during the incident. Unable to provide his MetroCard and identification, the MTA worker said the officers helped the man to his feet and assisted him outside the station. The officers' testimony was consistent with the MTA worker in which they denied using force throughout the incident. The investigation found that the man provided inconsistent statements to medical personnel and throughout the investigation. Based on the consistent officer and independent witness statements, the investigation determined the force alleged by the man did not occur. As a result the Board Unfounded the force allegations.

### **4. Exonerated**

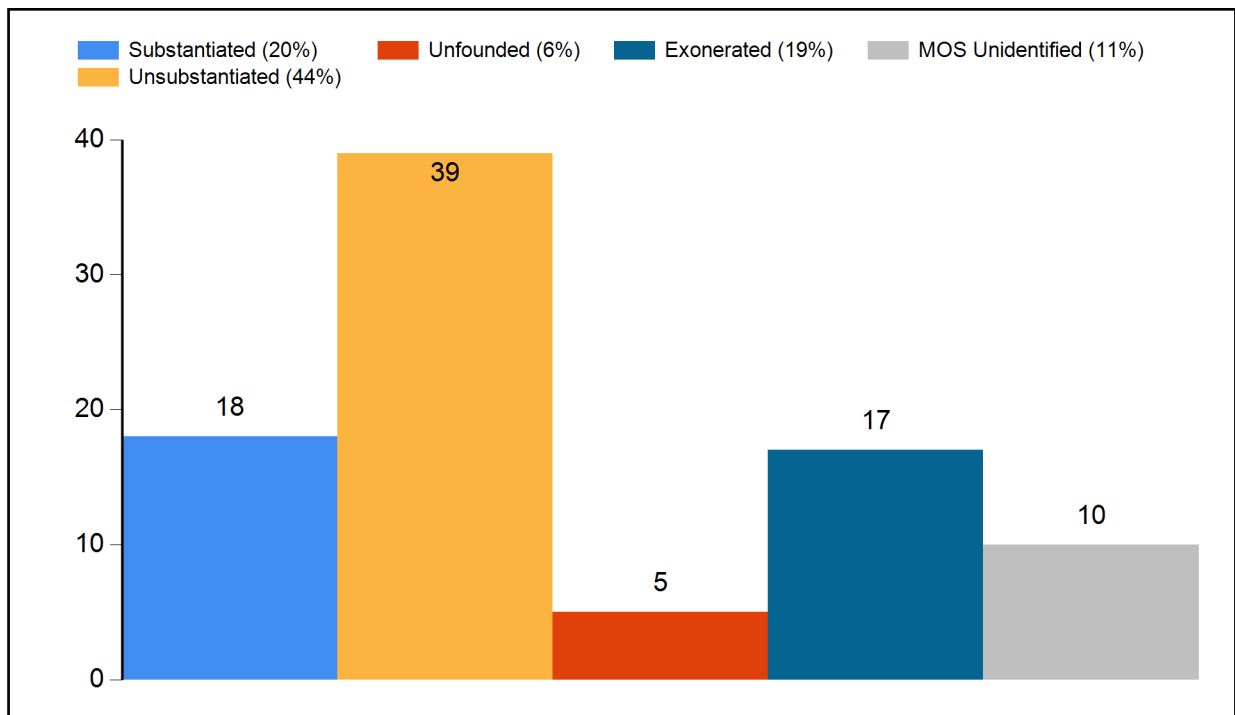
A detective threatened to arrest a man for harassment. The man said the detective called and told him if he kept harassing his landlord he would be arrested. The detective said that after meeting with the landlord he generated a complaint report regarding the man sending threatening emails, voicemails, and showing up to the landlord's home to threaten him in person. The detective explained to the man that if he continued to contact the landlord he would or could be arrested. The detective testified he did not exactly remember if he said "would" or "could", but the man could have been arrested for harassment or aggravated harassment if he continued to contact the landlord. Given the detective could have arrested the man for committing a crime, the investigation found what the detective said a statement of fact and not an unjustified threat. As a result, the Board Exonerated the allegation.

### **5. Officer Unidentified**

A sergeant hung up on a man when he called the stationhouse to request information about his arrest. The man said he called the stationhouse and was placed on hold until a sergeant who identified himself by rank and name answered the phone. The man wanted to file a Notice of Claim and requested the name of the officer who told him to remove his jacket during his arrest so he could add it to a claim form. The sergeant said he could not provide the man with the officer's information and suggested the man write "Transporter 1". When the man asked the sergeant to repeat the information, the sergeant abruptly hung up the phone. The officer that would have answered the phone had no recollection of the incident when provided context to the man's complaint. There were no officers with the last name provided by the man that work in that stationhouse. The sergeant on duty at the date provided by the man has no memory of the call and denied that he hung up the phone on any civilian on the date of this incident. The investigation was unable to identify the subject officer for this incident. Therefore, the Board closed the allegation as Officer Unidentified.

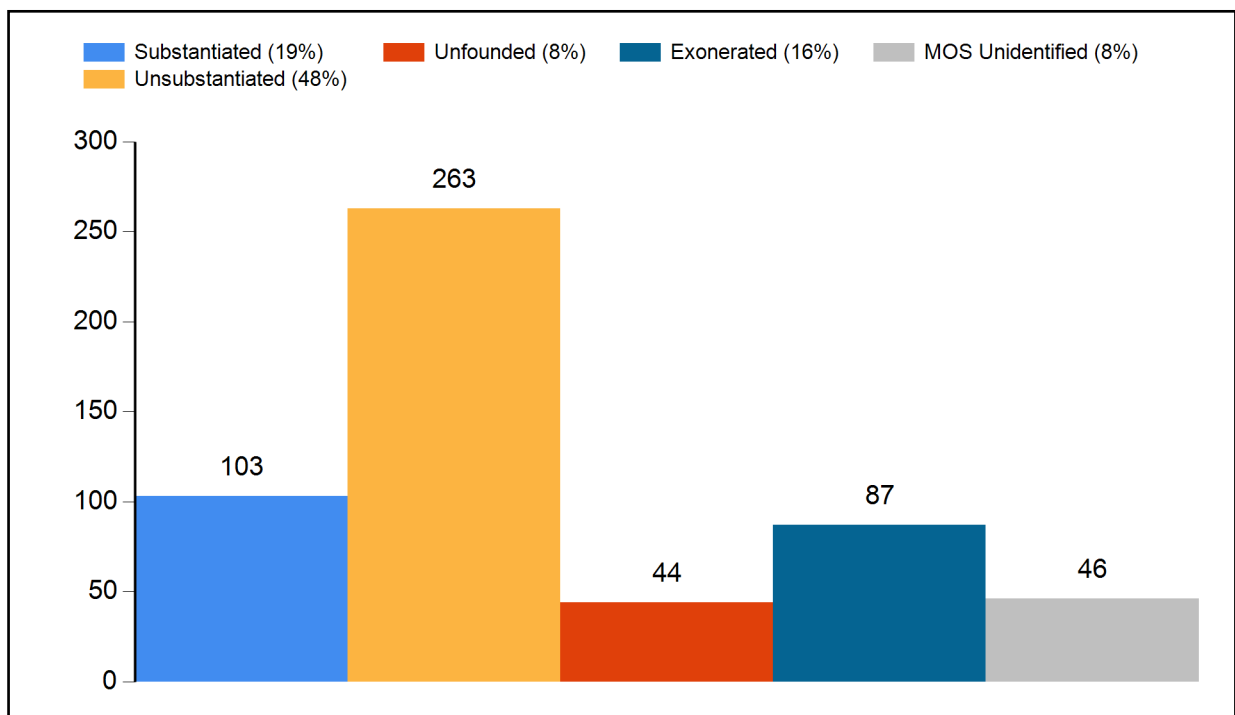
## Dispositions - Full Investigations

Figure 19: Disposition Counts of Full Investigations (May 2018)



Due to the reconsideration process, counts are subject to change.

Figure 20: Disposition Counts of Full Investigations (YTD 2018)



Due to the reconsideration process, counts are subject to change.



## Dispositions - All CCRB Cases

In addition to full investigations, CCRB cases can be closed through mediation and truncation. The following table lists all the CCRB case closures for the current month and year-to-date.

**Figure 21: Disposition of Cases (2017 vs 2018)**

	May 2017		May 2018		YTD 2017		YTD 2018	
	Count	% of Total	Count	% of Total	Count	% of Total	Count	% of Total
<b>Full Investigations</b>								
Substantiated	22	17%	18	20%	113	21%	103	19%
Exonerated	27	21%	17	19%	91	17%	87	16%
Unfounded	7	5%	5	6%	37	7%	44	8%
Unsubstantiated	59	46%	39	44%	250	47%	263	48%
MOS Unidentified	13	10%	10	11%	44	8%	46	8%
<b>Total - Full Investigations</b>	<b>128</b>		<b>89</b>		<b>535</b>		<b>543</b>	
<b>Mediation Closures</b>	Count	% of Total	Count	% of Total	Count	% of Total	Count	% of Total
Mediated	9	26%	22	43%	69	51%	107	48%
Mediation Attempted	26	74%	29	57%	65	49%	117	52%
<b>Total - ADR Closures</b>	<b>35</b>		<b>51</b>		<b>134</b>		<b>224</b>	
<b>Resolved Case Total</b>	<b>163</b>	<b>43%</b>	<b>140</b>	<b>54%</b>	<b>669</b>	<b>42%</b>	<b>767</b>	<b>47%</b>
<b>Truncations / Other Closures</b>	Count	% of Total	Count	% of Total	Count	% of Total	Count	% of Total
Complaint withdrawn	55	25%	5	4%	251	27%	135	16%
Complainant/Alleged Victim/Witness uncooperative	116	53%	71	61%	511	54%	477	55%
Complainant/Alleged Victim/Witness unavailable	35	16%	26	22%	153	16%	117	13%
Alleged Victim unidentified	4	2%	1	1%	14	1%	9	1%
Closed - Pending Litigation*	0	0%	14	12%	0	0%	124	14%
Miscellaneous	1	0%	0	0%	2	0%	2	0%
Administrative closure**	7	3%	0	0%	12	1%	4	0%
<b>Total - Other Case Dispositions</b>	<b>218</b>		<b>117</b>		<b>943</b>		<b>868</b>	
<b>Total - Closed Cases</b>	<b>381</b>		<b>257</b>		<b>1612</b>		<b>1635</b>	

\* Closed - Pending Litigation is a truncation category added in August 2017. It indicates that the complaint was truncated due to the complainant/alleged victim's attorney.

\*\*Administrative closure is a special category that deals with NYPD's Internal Affairs Bureau-referred cases or spin off cases with no complainant/alleged victim, and in which CCRB attempts to locate or identify a complainant/alleged victim has yielded no results.

## Dispositions - FADO Allegations

“Allegations” are different than “cases.” A case or complaint is based on an incident and may contain one or more allegations of police misconduct. The allegation substantiation rate is 10% for the month of May 2018, and the allegation substantiation rate is 11% year-to-date. The type of allegation the CCRB is most likely to substantiate is Abuse of Authority – substantiating 8% of such allegations during May 2018, and 12% for the year.

**Figure 22: Disposition of Allegations (2017 vs 2018)**

	May 2017		May 2018		YTD 2017		YTD 2018	
	Count	%of Total	Count	%of Total	Count	%of Total	Count	%of Total
<b>Fully Investigated Allegations</b>								
Substantiated	48	10%	39	10%	264	11%	266	11%
Unsubstantiated	167	35%	144	35%	883	38%	980	39%
Unfounded	27	6%	34	8%	199	9%	223	9%
Exonerated	169	35%	145	36%	656	28%	779	31%
MOS Unidentified	68	14%	45	11%	303	13%	263	10%
<b>Total - Full Investigations</b>	<b>479</b>		<b>407</b>		<b>2305</b>		<b>2511</b>	
<b>Mediation Closures</b>	Count	%of Total	Count	%of Total	Count	%of Total	Count	%of Total
Mediated	17	25%	49	39%	148	54%	231	43%
Mediation Attempted	51	75%	77	61%	125	46%	309	57%
<b>Total - ADR Closures</b>	<b>68</b>		<b>126</b>		<b>273</b>		<b>540</b>	
<b>Truncations / Other Closures</b>	Count	%of Total	Count	%of Total	Count	%of Total	Count	%of Total
Complaint withdrawn	131	24%	17	4%	548	24%	327	14%
Complainant/Alleged Victim/Witness uncooperative	328	60%	223	59%	1397	61%	1322	55%
Complainant/Alleged Victim/Witness unavailable	62	11%	71	19%	304	13%	262	11%
Alleged Victim unidentified	9	2%	5	1%	31	1%	25	1%
Closed - Pending Litigation	0	0%	60	16%	0	0%	424	18%
Miscellaneous	3	1%	5	1%	8	0%	21	1%
Administrative closure	11	2%	0	0%	19	1%	14	1%
<b>Total - Other Case Dispositions</b>	<b>544</b>		<b>381</b>		<b>2307</b>		<b>2395</b>	
<b>Total - Closed Allegations</b>	<b>1091</b>		<b>914</b>		<b>4885</b>		<b>5446</b>	

**Figure 23: Disposition of Allegations By FADO Category (May 2018)**

	Substantiated	Unsubstantiated	Exonerated	Unfounded	Officers Unidentified	Total
Force	9 10%	25 29%	29 33%	13 15%	11 13%	87 100%
Abuse of Authority	20 8%	87 33%	115 44%	14 5%	28 11%	264 100%
Discourtesy	9 19%	27 56%	1 2%	7 15%	4 8%	48 100%
Offensive Language	1 13%	5 63%	0 0%	0 0%	2 25%	8 100%
Total	39 10%	144 35%	145 36%	34 8%	45 11%	407 100%

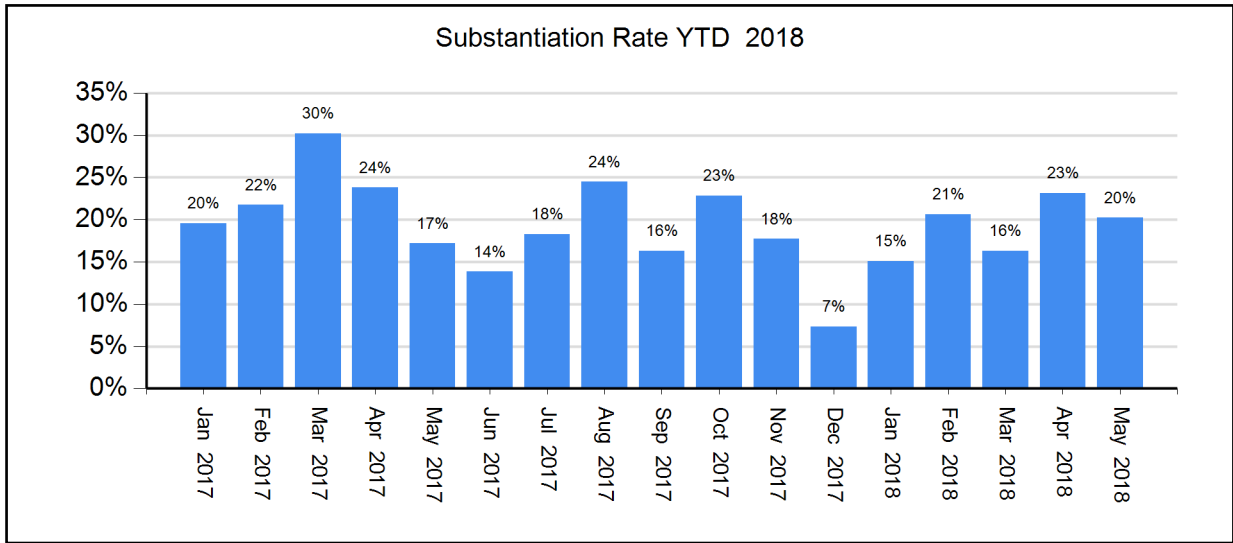
**Figure 24: Disposition of Allegations By FADO Category (YTD 2018)**

	Substantiated	Unsubstantiated	Exonerated	Unfounded	Officers Unidentified	Total
Force	40 7%	190 32%	215 36%	89 15%	59 10%	593 100%
Abuse of Authority	185 12%	555 36%	552 36%	83 5%	153 10%	1528 100%
Discourtesy	37 12%	192 60%	12 4%	34 11%	46 14%	321 100%
Offensive Language	4 6%	43 62%	0 0%	17 25%	5 7%	69 100%
Total	266 11%	980 39%	779 31%	223 9%	263 10%	2511 100%

## Substantiation Rates

The May 2018 case substantiation rate was 20%.

**Figure 25: Percentage of Cases Substantiated (January 2017 - May 2018)**

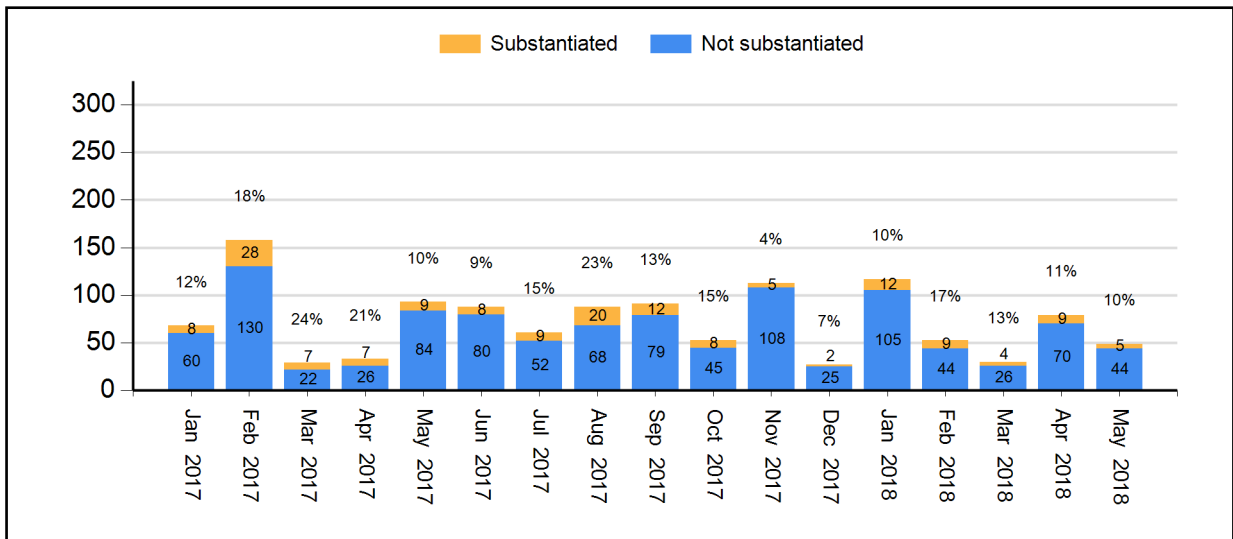


Due to the reconsideration process, counts are subject to change.

## Substantiation Rates and Video

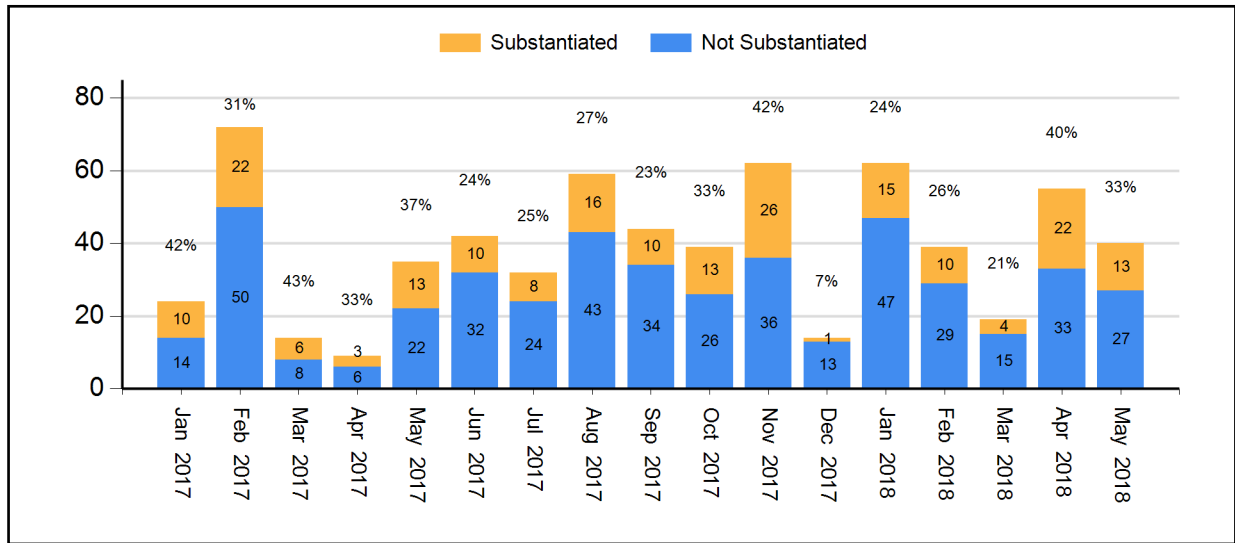
In general, investigations relying on video evidence from security cameras or personal devices result in much higher substantiation rates.

**Figure 26: Substantiation Rates for Full Investigations without Video (Jan 2018 - May 2018) (% substantiated shown)**



Due to the reconsideration process, counts are subject to change.

**Figure 27: Substantiation Rates for Full Investigations with Video (Jan 2018 - May 2018)**  
 (% substantiated shown)



Due to the reconsideration process, counts are subject to change.

## Board Discipline Recommendations for Substantiated Complaints

After a CCRB investigative team has completed its investigation and recommended the substantiation of a complaint against an officer, a panel of three Board members determines whether to substantiate the allegation and make a disciplinary recommendation.

- “Charges and Specifications” are the most severe form of discipline. A decision to assign Charges commences a process that may result in an administrative trial in the NYPD Trial Room. An officer may lose vacation days, be suspended, or be terminated from the Department if the officer is found guilty.
- “Instructions” or “Formalized Training” are the least severe discipline, often recommended for officers who misunderstand a policy. This determination results in training at the command level (Instructions) or training at the Police Academy or NYPD Legal Bureau (Formalized Training).
- “Command Discipline” is recommended for misconduct that is moderately serious, but does not rise to the level of that associated with Charges. An officer can lose up to ten vacation days as a result of a Command Discipline.
- When the Board has recommended Instructions, Formalized Training or Command Discipline, the case is sent to the NYPD Commissioner to impose training and/or other penalties. Cases where the Board recommends charges are prosecuted by the CCRB’s Administrative Prosecution Unit.

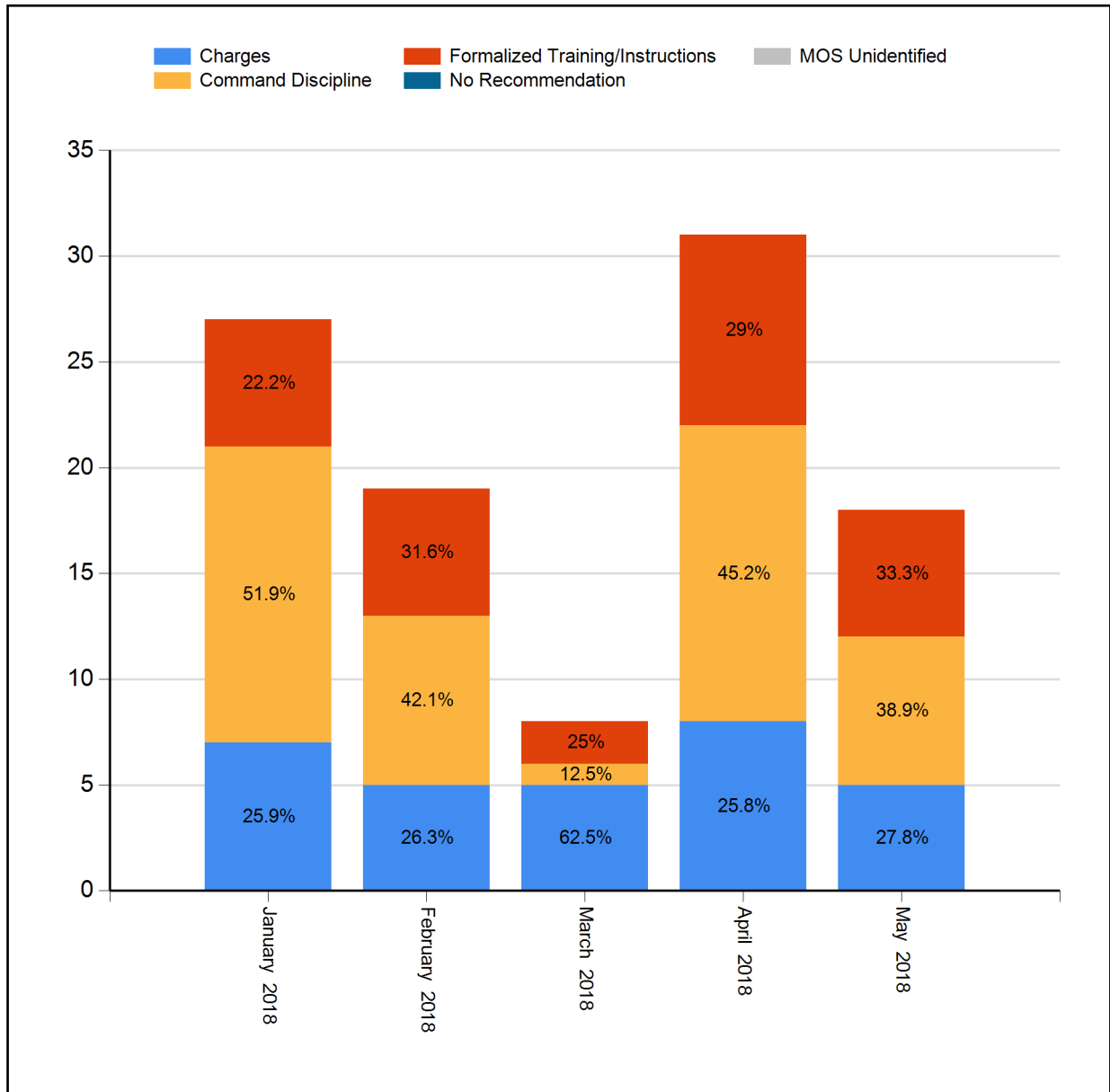
**Figure 28: Board Discipline Recommendations For Substantiated Complaints\***  
(May 2017, May 2018, YTD 2017, YTD 2018)

Disposition	May 2017		May 2018		YTD 2017		YTD 2018	
	Count	%of Total	Count	%of Total	Count	%of Total	Count	%of Total
Charges	1	5%	5	28%	6	5%	30	29%
Command Discipline	16	73%	7	39%	61	54%	44	43%
Formalized Training	3	14%	0	0%	32	28%	10	10%
Instructions	2	9%	6	33%	14	12%	19	18%
MOS Unidentified	0	0%	0	0%	0	0%	0	0%
Total	22		18		113		103	

Due to the reconsideration process, counts are subject to change.

\* A complaint containing a number of substantiated allegations against a number of different officers will typically generate a variety of different disciplinary recommendations. To determine the disciplinary recommendation associated with the complaint as a whole, the CCRB uses the most severe disciplinary recommendation made. The order of severity is: 1) Charges 2) Command Discipline 3) Formalized Training 4) Instructions.

**Figure 29: Board Discipline Recommendations For Substantiated Complaints\* (2018)**



Due to the reconsideration process, counts are subject to change.

\* A complaint containing a number of substantiated allegations against a number of different officers will typically generate a variety of different disciplinary recommendations. To determine the disciplinary recommendation associated with the complaint as a whole, the CCRB uses the most severe disciplinary recommendation made. The order of severity is: 1) Charges 2) Command Discipline 3) Formalized Training 4) Instructions.

## Board Discipline Recommendations for Officers with Substantiated Allegations

A substantiated CCRB complaint may generate multiple substantiated allegations against multiple officers. Each substantiated allegation will carry its own discipline recommendation from the CCRB Board.

The following table presents the number of officers against whom discipline recommendations have been made as a result of a substantiated CCRB complaint. Where there are multiple substantiated allegations with multiple disciplinary recommendations for an officer in a complaint, the most severe disciplinary recommendation is used to determine the overall recommendation for that officer.

**Figure 30: Board Discipline Recommendations for Officers with Substantiated Allegations\*  
(May 2017, May 2018, YTD 2017, YTD 2018)**

Disposition	May 2017		May 2018		YTD 2017		YTD 2018	
	Count	%of Total	Count	%of Total	Count	%of Total	Count	%of Total
Charges	1	3.4%	7	26.9%	6	3.8%	47	29.6%
Command Discipline	21	72.4%	9	34.6%	89	56%	68	42.8%
Formalized Training	3	10.3%	1	3.8%	45	28.3%	16	10.1%
Instructions	4	13.8%	9	34.6%	19	11.9%	28	17.6%
MOS Unidentified	0	0%	0	0%	0	0%	0	0%
<b>Total</b>	<b>29</b>		<b>26</b>		<b>159</b>		<b>159</b>	

Due to the reconsideration process, counts are subject to change.

\* The counts in this table reflect the number of distinct MOS with a substantiated allegation in each complaint.



**Figure 31: Substantiated Allegations By Borough and NYPD Precinct (May 2018)**

The figures in this table reflect all substantiated allegations for each MOS.

Board Disposition	FADO Category	Allegation	Precinct of Occurrence	Borough of Occurrence
Substantiated (Command Discipline A)	Abuse of Authority	Retaliatory arrest	9	Manhattan
Substantiated (Command Lvl Instructions)	Abuse of Authority	Refusal to process civilian complaint	19	Manhattan
Substantiated (Command Lvl Instructions)	Abuse of Authority	Refusal to process civilian complaint	19	Manhattan
Substantiated (Charges)	Force	Nightstick as club (incl asp & baton)	28	Manhattan
Substantiated (Charges)	Force	Physical force	28	Manhattan
Substantiated (Charges)	Force	Physical force	28	Manhattan
Substantiated (Command Discipline B)	Abuse of Authority	Vehicle search	41	Bronx
Substantiated (Command Discipline B)	Abuse of Authority	Frisk	41	Bronx
Substantiated (Command Discipline B)	Abuse of Authority	Question	41	Bronx
Substantiated (Command Lvl Instructions)	Abuse of Authority	Refusal to provide name/shield number	48	Bronx
Substantiated (Command Lvl Instructions)	Abuse of Authority	Refusal to provide name/shield number	48	Bronx
Substantiated (Command Discipline B)	Abuse of Authority	Frisk	52	Bronx
Substantiated (Command Discipline B)	Abuse of Authority	Frisk	52	Bronx
Substantiated (Command Lvl Instructions)	Discourtesy	Word	67	Brooklyn
Substantiated (Command Lvl Instructions)	Abuse of Authority	Retaliatory summons	68	Brooklyn
Substantiated (Command Lvl Instructions)	Abuse of Authority	Stop	68	Brooklyn
Substantiated (Command Lvl Instructions)	Abuse of Authority	Stop	68	Brooklyn
Substantiated (Command Lvl Instructions)	Discourtesy	Word	72	Brooklyn
Substantiated (Command Lvl Instructions)	Discourtesy	Word	72	Brooklyn
Substantiated (Command Lvl Instructions)	Discourtesy	Word	72	Brooklyn
Substantiated (Command Discipline B)	Abuse of Authority	Refusal to provide name/shield number	75	Brooklyn
Substantiated (Command Discipline B)	Abuse of Authority	Interference with recording	75	Brooklyn
Substantiated (Command Discipline B)	Discourtesy	Action	75	Brooklyn
Substantiated (Charges)	Discourtesy	Word	81	Brooklyn
Substantiated (Charges)	Force	Nightstick as club (incl asp & baton)	81	Brooklyn
Substantiated (Charges)	Force	Physical force	81	Brooklyn
Substantiated (Charges)	Force	Physical force	81	Brooklyn
Substantiated (Charges)	Force	Physical force	81	Brooklyn
Substantiated (Charges)	Offensive Language	Gender	81	Brooklyn
Substantiated (Charges)	Abuse of Authority	Other	88	Brooklyn
Substantiated (Charges)	Abuse of Authority	Other	88	Brooklyn
Substantiated (Charges)	Discourtesy	Word	88	Brooklyn
Substantiated (Charges)	Force	Gun Pointed	88	Brooklyn
Substantiated (Charges)	Force	Gun Pointed	88	Brooklyn
Substantiated (Command Discipline B)	Abuse of Authority	Refusal to provide name/shield number	101	Queens
Substantiated (Command Discipline B)	Abuse of Authority	Premises entered and/or searched	102	Queens
Substantiated (Command Discipline A)	Discourtesy	Action	113	Queens
Substantiated (Command Lvl Instructions)	Discourtesy	Word	114	Queens
Substantiated (Charges)	Abuse of Authority	Vehicle search	120	Staten Island

## Truncations

A “truncation” is a case that is not fully investigated, either because the complainant/alleged victim withdraws the complaint; is uncooperative with the investigation; is not available for the investigative team to interview; or is never identified. The CCRB constantly seeks to lower the number of truncations.

**Figure 32: Truncated Allegations (May 2018)**

	Withdrawn	Uncooperative	Unavailable	Civilian Unidentified	Pending Litigation*	Total
Force	9	38	27	1	35	110
Abuse of Authority	8	166	36	4	17	231
Discourtesy	0	18	4	0	4	26
Offensive Language	0	1	4	0	4	9
<b>Total</b>	17	223	71	5	60	376

**Figure 33: Truncated CCRB Complaints (May 2018)**

	Withdrawn	Uncooperative	Unavailable	Civilian Unidentified	Pending Litigation*	Total
<b>Total</b>	5	71	26	1	14	117

**Figure 34: Truncated Allegations (YTD 2018)**

	Withdrawn	Uncooperative	Unavailable	Civilian Unidentified	Pending Litigation*	Total
Force	64	291	97	7	234	693
Abuse of Authority	215	842	141	17	140	1355
Discourtesy	39	166	15	1	36	257
Offensive Language	9	23	9	0	14	55
<b>Total</b>	327	1322	262	25	424	2360

**Figure 35: Truncated CCRB Complaints (YTD 2018)**

	Withdrawn	Uncooperative	Unavailable	Civilian Unidentified	Pending Litigation*	Total
<b>Total</b>	135	477	117	9	124	862

\*Pending Litigation is a truncation category added in August 2017. It indicates that the complaint was truncated due to the complainant/alleged victim's attorney.

## Complaints Against Officers Assigned to Police Service Areas

The Police Service Areas (PSA) are commands that police New York City Housing Developments throughout the five boroughs. PSA complaints are defined as complaints that contain at least one FADO allegation against an officer assigned to a PSA command.

**Figure 36: PSA Complaints Closed as % of Total Complaints Closed**

	May 2017	May 2018	YTD 2017	YTD 2018
PSA Complaints	22	15	61	77
Total Complaints	381	257	1612	1635
PSA Complaints as % of Total	5.8%	5.8%	3.8%	4.7%

A single PSA complaint may contain allegations against multiple officers assigned to multiple PSA commands. The following table breaks out the different PSAs and shows the number of officers assigned to each PSA against whom FADO allegations have been made.

**Figure 37: Closed Complaints Against Officers Assigned to a PSA**

	May 2017	May 2018	YTD 2017	YTD 2018
PSA 1	4	0	5	10
PSA 2	5	13	13	32
PSA 3	7	0	20	8
PSA 4	1	0	5	20
PSA 5	4	4	20	9
PSA 6	6	3	14	17
PSA 7	5	5	19	36
PSA 8	2	1	4	9
PSA 9	1	2	5	12
Total	35	28	105	153

Complaints typically contain more than one allegation. The following table shows the allegations made against officers assigned to PSA commands broken out by FADO type.

**Figure 38: Closed Allegations Against Officers Assigned to a PSA by FADO Type**

	May 2017		May 2018		YTD 2017		YTD 2018	
	Count	% of Total	Count	% of Total	Count	% of Total	Count	% of Total
Force (F)	6	14%	8	21%	29	21%	58	28%
Abuse of Authority (A)	26	60%	25	64%	78	56%	117	56%
Discourtesy (D)	7	16%	4	10%	24	17%	24	12%
Offensive Language (O)	4	9%	2	5%	8	6%	9	4%
Total	43	99%	39	100%	139	100%	208	100%

## Dispositions of Officers Assigned to PSAs

The following tables show the Board disposition of officers assigned to a PSA with a FADO allegation made against them.

**Figure 39: Disposition of PSA Officers (2017 vs 2018)**

Full Investigations	May 2017		May 2018		YTD 2017		YTD 2018	
	Count	%of Total	Count	%of Total	Count	%of Total	Count	%of Total
Substantiated	6	32%	1	9%	20	33%	13	15%
Exonerated	4	21%	0	0%	17	28%	19	22%
Unfounded	0	0%	1	9%	0	0%	1	1%
Unsubstantiated	9	47%	9	82%	24	39%	53	62%
MOS Unidentified	0	0%	0	0%	0	0%	0	0%
<b>Total - Full Investigations</b>	<b>19</b>		<b>11</b>		<b>61</b>		<b>86</b>	
Mediation Closures	Count	%of Total	Count	%of Total	Count	%of Total	Count	%of Total
Mediated	0	0%	0	0%	3	30%	3	18%
Mediation Attempted	5	100%	9	100%	7	70%	14	82%
<b>Total - ADR Closures</b>	<b>5</b>		<b>9</b>		<b>10</b>		<b>17</b>	
<b>Resolved Case Total</b>	<b>24</b>	<b>69%</b>	<b>20</b>	<b>71%</b>	<b>71</b>	<b>68%</b>	<b>103</b>	<b>67%</b>
Truncations / Other Closures	Count	%of Total	Count	%of Total	Count	%of Total	Count	%of Total
Complaint withdrawn	0	0%	0	0%	7	21%	10	20%
Complainant/Alleged Victim/Witness uncooperative	8	73%	5	62%	22	65%	23	46%
Complainant/Alleged Victim/Witness unavailable	3	27%	3	38%	5	15%	4	8%
Alleged Victim unidentified	0	0%	0	0%	0	0%	0	0%
Closed - Pending Litigation*	0	0%	0	0%	0	0%	13	26%
Miscellaneous	0	0%	0	0%	0	0%	0	0%
Administrative closure*	0	0%	0	0%	0	0%	0	0%
<b>Total - Other Case Dispositions</b>	<b>11</b>		<b>8</b>		<b>34</b>		<b>50</b>	
<b>Total - Closed Cases</b>	<b>35</b>		<b>28</b>		<b>105</b>		<b>153</b>	

\* Closed - Pending Litigation is a truncation category added in August 2017. It indicates that the complaint was truncated due to the complainant/alleged victim's attorney.

\*\*Administrative closure is a special category that deals with NYPD's Internal Affairs Bureau-referred cases or spin off cases with no complainant/alleged victim, and in which CCRB attempts to locate or identify a complainant/alleged victim has yielded no results.

# Mediation Unit

Whenever mediation between a complainant/alleged victim and subject officer is suitable, it is offered by CCRB investigators. If the complainant/alleged victim and subject officer both agree to participate, a neutral, third-party mediator facilitates a conversation between the parties. “Mediation Attempted” refers to a situation in which an officer agrees to mediate and the complainant becomes unavailable (after the complainant initially agreed to mediation). The chart below indicates the number of mediations and attempted mediations in May and this year.

**Figure 40: Mediated Complaints Closed**

	May 2018			YTD 2018		
	Mediated	Mediation Attempted	Total	Mediated	Mediation Attempted	Total
Mediated Complaints	22	29	51	107	117	224

**Figure 41: Mediated FADO Allegations Closed**

	May 2018			YTD 2018		
	Mediated	Mediation Attempted	Total	Mediated	Mediation Attempted	Total
Force	7	6	13	22	16	38
Abuse of Authority	24	56	80	160	230	390
Discourtesy	16	10	26	43	49	92
Offensive Language	2	5	7	6	14	20
Total	49	77	126	231	309	540

**Figure 42: Mediated Complaints By Borough (May 2018)**

	Mediations
Bronx	6
Brooklyn	6
Manhattan	5
Queens	3
Staten Island	2

**Figure 43: Mediated Allegations By Borough (May 2018)**

	Mediations
Bronx	9
Brooklyn	17
Manhattan	10
Queens	8
Staten Island	5

**Figure 44: Mediated Complaints By Precinct  
(May 2018 - YTD 2018)**

Precinct	May 2018	YTD 2018	Precinct	May 2018	YTD 2018
1	0	1	63	0	1
5	0	1	66	1	1
6	1	1	67	0	1
9	0	2	69	2	8
10	1	1	70	1	4
13	0	1	71	0	1
14	1	3	72	0	1
17	0	3	73	1	2
18	0	4	75	0	3
19	0	1	77	0	2
20	0	1	78	0	1
23	0	1	83	0	1
24	1	1	84	0	2
26	0	2	88	0	1
28	0	1	90	1	1
32	1	3	100	0	1
33	0	2	101	0	3
34	0	2	103	0	3
42	0	1	104	0	2
44	2	6	105	0	1
45	0	1	106	0	1
46	2	6	107	1	1
47	0	1	108	0	1
49	1	1	112	1	1
50	1	1	113	1	5
52	0	1	115	0	1
60	0	2	121	2	4
			122	0	2

**Figure 45: Mediated Allegations By Precinct  
(May 2018 - YTD 2018)**

Precinct	May 2018	YTD 2018	Precinct	May 2018	YTD 2018
1	0	1	63	0	3
5	0	1	66	2	2
6	1	1	67	0	3
9	0	5	69	6	23
10	1	1	70	4	10
13	0	2	71	0	1
14	4	8	72	0	2
17	0	5	73	1	2
18	0	13	75	0	4
19	0	2	77	0	4
20	0	1	78	0	4
23	0	1	83	0	2
24	1	1	84	0	4
26	0	4	88	0	2
28	0	1	90	4	4
32	3	8	100	0	2
33	0	2	101	0	6
34	0	3	103	0	8
42	0	2	104	0	6
44	4	11	105	0	4
45	0	4	106	0	1
46	3	10	107	2	2
47	0	2	108	0	4
49	1	1	112	3	3
50	1	1	113	3	8
52	0	1	115	0	3
60	0	9	121	5	11
			122	0	2

# Administrative Prosecution Unit

The CCRB’s Administrative Prosecution Unit (APU) prosecutes police misconduct cases when the Board has recommended charges, in the NYPD Trial Room. The APU is also able to offer pleas to officers who admit guilt rather than going to trial. Following a plea agreement or the conclusion of a disciplinary trial, cases are sent to the Police Commissioner for final penalties.

**Figure 46: Administrative Prosecution Unit Case Closures**

Disposition Category	Prosecution Disposition	May 2018	YTD 2018
Disciplinary Action	Not guilty after trial but Discipline Imposed	0	0
	Guilty after trial	0	4
	Trial verdict dismissed by PC, Comm. Disc. A imposed	0	0
	Trial verdict dismissed by PC, Comm. Disc. B imposed	0	0
	Trial verdict dismissed by PC, Formalized Training imposed	0	0
	Trial verdict dismissed by PC, Instructions imposed	0	0
	Trial verdict reversed by PC, Final verdict Guilty	0	0
	Resolved by plea	0	13
	Plea set aside, Comm. Disc. B	0	0
	Plea set aside, Comm. Disc. A	0	0
	Plea set aside, Formalized Training	0	0
	Plea set aside, Instructions	0	1
	*Retained, with discipline	1	2
	<b>Disciplinary Action Total</b>		<b>1</b>
No Disciplinary Action	Not guilty after trial	0	0
	Trial verdict reversed by PC, Final verdict Not Guilty	0	0
	Plea set aside, Without discipline	0	0
	**Retained, without discipline	1	2
	Dismissed by APU	0	0
	SOL Expired in APU	0	0
	<b>No Disciplinary Action Total</b>		<b>1</b>
Not Adjudicated	Charges not filed	0	0
	Deceased	0	0
	Other	0	1
	***Previously adjudicated, with discipline	0	0
	***Previously adjudicated, without discipline	0	0
	†Reconsidered by CCRB Board	0	0
	Retired	0	0
	SOL Expired prior to APU	0	0
	<b>Not Adjudicated Total</b>		<b>0</b>
<b>Total Closures</b>		<b>2</b>	<b>23</b>

\*Retained cases are those in which the Department kept jurisdiction pursuant to Section 2 of the April 2, 2012 Memorandum of Understanding between the NYPD and the CCRB.

\*\* When the Department keeps jurisdiction pursuant to Section 2 and does not impose any discipline on the officer, it is the equivalent of a category referred to as "Department Unable to Prosecute" (DUP). Cases are referred to as DUP when the department decides that it will not discipline an officer against whom the Board recommended discipline other than charges.

\*\*\* In some cases, the Department conducts its own investigation and prosecution prior to the completion of the CCRB's investigation. In those cases, the APU does not conduct a second prosecution.

† Under the Board's reconsideration process, an officer who has charges recommended as the penalty for a substantiated allegation may have the recommended penalty changed to something other than charges or have the disposition changed to something other than substantiated. In those cases, the APU ceases its prosecution.

# NYPD Discipline

Under the New York City Charter, the Police Commissioner makes the final decision regarding discipline and the outcome of disciplinary trials.

The first chart reflects NYPD-imposed discipline for cases brought by the APU (Charges).

The chart on the following page reflects cases referred to the Police Commissioner where the Board recommended Command Discipline, Formalized Training or Instructions.

**Figure 47: NYPD Discipline Imposed for Adjudicated APU Cases**

<b>Discipline*</b>	<b>May 2018</b>	<b>YTD 2018</b>
Terminated	0	0
Suspension for or loss of vacation time of 31 or more days and/or Dismissal Probation	0	0
Suspension for or loss of vacation time of 21 to 30 days	0	0
Suspension for or loss of vacation time of 11 to 20 days	0	0
Suspension for or loss of vacation time of 1 to 10 days	0	17
Command Discipline B	0	0
Command Discipline A	0	0
Formalized Training**	1	2
Instructions***	0	1
Warned & Admonished/Reprimanded	0	0
<b>Disciplinary Action† Total</b>	<b>1</b>	<b>20</b>
No Disciplinary Action†	1	2
<b>Adjudicated Total</b>	<b>2</b>	<b>22</b>
<b>Discipline Rate</b>	<b>50%</b>	<b>91%</b>
Not Adjudicated† Total	0	1
<b>Total Closures</b>	<b>2</b>	<b>23</b>

\*Where more than one penalty is imposed on a respondent, it is reported under the more severe penalty.

\*\* Formalized training is conducted by the Police Academy, the NYPD Legal Bureau, or other NYPD Unit.

\*\*\* Instructions are conducted at the command level.

† The case closure types that define the "Disciplinary Action", "No Disciplinary Action" and "Not Adjudicated" categories are listed in Figure 43 on the previous page.



**Figure 48: NYPD Discipline Imposed for Non-APU Cases**

<b>Disposition</b>	<b>Disposition Type*</b>	May 2018	YTD 2018
Disciplinary Action	Terminated	0	0
	Suspension for or loss of vacation time of 31 or more days and/or Dismissal Probation	0	0
	Suspension for or loss of vacation time of 21 to 30 days	0	0
	Suspension for or loss of vacation time of 11 to 20 days	0	0
	Suspension for or loss of vacation time of 1 to 10 days	0	0
	Command Discipline B	0	4
	Command Discipline A	8	39
	Formalized Training**	12	67
	Instructions***	7	23
	Warned & admonished/Reprimanded	0	0
	<b>Total</b>	<b>27</b>	<b>133</b>
No Disciplinary Action	Not Guilty †	0	1
	Filed ††	1	3
	SOL Expired	1	4
	Department Unable to Prosecute†††	1	18
	No Finding ††††	0	1
	<b>Total</b>	<b>3</b>	<b>27</b>
	<b>Discipline Rate</b>	<b>90%</b>	<b>83%</b>
	<b>DUP Rate</b>	<b>3%</b>	<b>11%</b>

\*Where the respondent is found guilty of charges, and the penalty imposed would fall into more than one of the above listed categories, it is reported under the more severe penalty.

\*\* Formalized training is conducted by the Police Academy, the NYPD Legal Bureau, or other NYPD Unit.

\*\*\* Instructions are conducted at the command level.

† Trial outcomes in non-APU cases typically involve MOS who turned down command discipline, prompting the police department to proceed with charges.

†† "Filed" is a term used when the police department is not required to take action against the subject officer because the officer has resigned or retired from the department, or has been terminated.

††† When the department decides that it will not discipline an officer against whom the Board recommended discipline other than charges, those cases are referred to as "Department Unable to Prosecute," or DUP.

†††† "No Finding" refers to cases which the department reports as "Administratively Closed."

**Figure 49: NYPD Discipline Imposed for Allegations - Non-APU Cases (May 2018)**

Board Disposition	FADO Type	Allegation	Precinct	Borough	NYPD Discipline
Substantiated (Formalized Training)	A	Frisk	6	Manhattan	Formalized Training
Substantiated (Command Discipline A)	A	Refusal to provide name/shield number	17	Manhattan	Command Discipline A
Substantiated (Command Discipline A)	A	Threat of arrest	20	Manhattan	Instructions
Substantiated (Command Discipline A)	A	Refusal to provide name/shield number	20	Manhattan	Instructions
Substantiated (Command Discipline A)	D	Word	20	Manhattan	Command Discipline A
Substantiated (Command Discipline A)	A	Retaliatory arrest	23	Manhattan	Command Discipline A
Substantiated (Command Discipline A)	A	Retaliatory arrest	23	Manhattan	Command Discipline A
Substantiated (Command Discipline A)	A	Retaliatory summons	23	Manhattan	Command Discipline A
Substantiated (Command Discipline A)	A	Retaliatory summons	23	Manhattan	Command Discipline A
Substantiated (Formalized Training)	D	Word	23	Manhattan	Instructions
Substantiated (Command Discipline A)	A	Stop	23	Manhattan	Command Discipline A
Substantiated (Command Discipline A)	A	Stop	23	Manhattan	Command Discipline A
Substantiated (Command Discipline A)	A	Stop	23	Manhattan	Command Discipline A
Substantiated (Command Discipline A)	A	Stop	23	Manhattan	Command Discipline A
Substantiated (Command Lvl Instructions)	F	Physical force	24	Manhattan	Formalized Training
Substantiated (Command Lvl Instructions)	F	Physical force	24	Manhattan	Formalized Training
Substantiated (Command Discipline A)	A	Other	25	Manhattan	Command Discipline A
Substantiated (Command Lvl Instructions)	A	Refusal to provide name/shield number	28	Manhattan	Instructions
Substantiated (Command Lvl Instructions)	A	Refusal to provide name/shield number	28	Manhattan	Instructions
Substantiated (Command Discipline B)	A	Frisk	30	Manhattan	Formalized Training
Substantiated (Command Discipline B)	A	Search (of person)	30	Manhattan	Formalized Training
Substantiated (Command Discipline B)	A	Search (of person)	30	Manhattan	Formalized Training
Substantiated (Command Discipline A)	D	Word	41	Bronx	Command Discipline A
Substantiated (Command Discipline A)	D	Word	41	Bronx	No Discipline
Substantiated (Command Discipline A)	E	Race	41	Bronx	No Discipline
Substantiated (Command Lvl Instructions)	A	Other	42	Bronx	Formalized Training
Substantiated (Formalized Training)	A	Premises entered and/or searched	46	Bronx	Formalized Training
Substantiated (Command Discipline A)	A	Frisk	60	Brooklyn	Formalized Training
Substantiated (Command Discipline A)	A	Stop	60	Brooklyn	Formalized Training
Substantiated (Command Discipline A)	A	Stop	60	Brooklyn	Formalized Training
Substantiated (Command Discipline A)	A	Vehicle search	71	Brooklyn	No Discipline

<b>Board Disposition</b>	<b>FADO Type</b>	<b>Allegation</b>	<b>Precinct</b>	<b>Borough</b>	<b>NYPD Discipline</b>
Substantiated (Command Discipline A)	A	Frisk	75	Brooklyn	Command Discipline A
Substantiated (Command Discipline A)	A	Search (of person)	75	Brooklyn	Command Discipline A
Substantiated (Command Discipline B)	A	Threat of arrest	77	Brooklyn	Command Discipline A
Substantiated (Command Discipline B)	A	Stop	77	Brooklyn	Command Discipline A
Substantiated (Command Lvl Instructions)	A	Refusal to provide name/shield number	79	Brooklyn	Instructions
Substantiated (Command Discipline A)	A	Threat of force (verbal or physical)	81	Brooklyn	No Discipline
Substantiated (Formalized Training)	A	Other	94	Brooklyn	Formalized Training
Substantiated (Command Lvl Instructions)	A	Refusal to provide name/shield number	100	Queens	Instructions
Substantiated (Formalized Training)	A	Question	101	Queens	Formalized Training
Substantiated (Formalized Training)	A	Question	101	Queens	Formalized Training
Substantiated (Command Lvl Instructions)	A	Refusal to provide name/shield number	102	Queens	Instructions
Substantiated (Command Lvl Instructions)	A	Search (of person)	109	Queens	Formalized Training

**Figure 50: NYPD Discipline Imposed for Allegations - APU Adjudicated Cases (May 2018)**

<b>Board Disposition</b>	<b>FADO Type</b>	<b>Allegation</b>	<b>Precinct</b>	<b>Borough</b>	<b>NYPD Discipline</b>
Substantiated (Charges)	F	Gun Pointed	32	Manhattan	Formalized Training
Substantiated (Charges)	F	Gun Pointed	32	Manhattan	Formalized Training
Substantiated (Charges)	A	Stop	32	Manhattan	Formalized Training
Substantiated (Charges)	A	Stop	32	Manhattan	Formalized Training
Substantiated (Charges)	A	Threat of force (verbal or physical)	48	Bronx	No Discipline ( Retained, without discipline)
Substantiated (Charges)	A	Threat of force (verbal or physical)	48	Bronx	No Discipline ( Retained, without discipline)
Substantiated (Charges)	A	Threat of force (verbal or physical)	48	Bronx	No Discipline ( Retained, without discipline)

# Appendix

Over the years, the CCRB has made many types of data publicly available. In reorganizing the Monthly Report, we do not intend to remove any valuable information from the public domain. However, the Agency believes that some information is essential to place in the main body of the Monthly Report, while more granular charts and figures are better suited to the Appendix. We welcome you to contact the CCRB at [www.nyc.gov](http://www.nyc.gov) or 212-912-7235 if you are having difficulty finding information on CCRB data that was formerly available.

**Figure 51: CCRB Open Docket - Age of CCRB Cases Based On Incident Date**

	May 2018		April 2018		Change	% Change
	Count	% of Total	Count	% of Total		
Cases 0-4 Months	1120	74.5%	946	71.8%	174	18.4%
Cases 5-7 Months	208	13.8%	224	17.0%	-16	-7.1%
Cases 8 Months	49	3.3%	33	2.5%	16	48.5%
Cases 9 Months	26	1.7%	28	2.1%	-2	-7.1%
Cases 10 Months	24	1.6%	22	1.7%	2	9.1%
Cases 11 Months	21	1.4%	10	0.8%	11	110.0%
Cases 12 Months	10	0.7%	15	1.1%	-5	-33.3%
Cases 13 Months	11	0.7%	9	0.7%	2	22.2%
Cases 14 Months	7	0.5%	6	0.5%	1	16.7%
Cases 15 Months	4	0.3%	11	0.8%	-7	-63.6%
Cases 16 Months	10	0.7%	2	0.2%	8	400.0%
Cases 17 Months	1	0.1%	4	0.3%	-3	-75.0%
Cases 18 Months	2	0.1%	0	0.0%	2	NA
Cases Over 18 Months	10	0.7%	8	0.6%	2	25.0%
NA	0	0.0%	0	0.0%	0	NA
<b>Total</b>	<b>1503</b>	<b>100.0%</b>	<b>1318</b>	<b>100.0%</b>	<b>185</b>	<b>14.0%</b>

**Figure 52: CCRB Open Docket - Age of CCRB Cases Based On CCRB Received Date**

	May 2018		April 2018		Change	% Change
	Count	% of Total	Count	% of Total		
Cases 0-4 Months	1208	80.4%	1028	78.0%	180	17.5%
Cases 5-7 Months	192	12.8%	212	16.1%	-20	-9.4%
Cases 8 Months	38	2.5%	26	2.0%	12	46.2%
Cases 9 Months	20	1.3%	13	1.0%	7	53.8%
Cases 10 Months	13	0.9%	15	1.1%	-2	-13.3%
Cases 11 Months	13	0.9%	8	0.6%	5	62.5%
Cases 12 Months	7	0.5%	5	0.4%	2	40.0%
Cases 13 Months	4	0.3%	1	0.1%	3	300.0%
Cases 14 Months	1	0.1%	4	0.3%	-3	-75.0%
Cases 15 Months	2	0.1%	1	0.1%	1	100.0%
Cases 16 Months	0	0.0%	0	0.0%	0	NA
Cases 17 Months	0	0.0%	0	0.0%	0	NA
Cases 18 Months	0	0.0%	0	0.0%	0	NA
Cases Over 18 Months	5	0.3%	5	0.4%	0	0.0%
NA	0	0.0%	0	0.0%	0	NA
<b>Total</b>	<b>1503</b>	<b>100.0%</b>	<b>1318</b>	<b>100.0%</b>	<b>185</b>	<b>14.0%</b>

**Figure 53: CCRB Investigations Docket - Age of CCRB Cases Based On Incident Date**

	May 2018		April 2018		Change	% Change
	Count	% of Total	Count	% of Total		
Cases 0-4 Months	727	79.2%	654	76.6%	73	11.2%
Cases 5-7 Months	103	11.2%	120	14.1%	-17	-14.2%
Cases 8 Months	25	2.7%	17	2.0%	8	47.1%
Cases 9 Months	14	1.5%	11	1.3%	3	27.3%
Cases 10 Months	9	1.0%	14	1.6%	-5	-35.7%
Cases 11 Months	13	1.4%	7	0.8%	6	85.7%
Cases 12 Months	4	0.4%	9	1.1%	-5	-55.6%
Cases 13 Months	7	0.8%	5	0.6%	2	40.0%
Cases 14 Months	3	0.3%	2	0.2%	1	50.0%
Cases 15 Months	0	0.0%	6	0.7%	-6	NA
Cases 16 Months	6	0.7%	1	0.1%	5	500.0%
Cases 17 Months	0	0.0%	2	0.2%	-2	NA
Cases 18 Months	0	0.0%	0	0.0%	0	NA
Cases Over 18 Months	7	0.8%	6	0.7%	1	16.7%
NA	0	0.0%	0	0.0%	0	NA
<b>Total</b>	<b>918</b>	<b>100.0%</b>	<b>854</b>	<b>100.0%</b>	<b>64</b>	<b>7.5%</b>

**Figure 54: CCRB DA Hold Docket - Age of CCRB Cases Based On Incident Date**

	May 2018	
	Count	% of Total
Cases 0-4 Months	3	30.0%
Cases 5-7 Months	2	20.0%
Cases 8 Months	1	10.0%
Cases 9 Months	0	0.0%
Cases 10 Months	0	0.0%
Cases 11 Months	0	0.0%
Cases 12 Months	0	0.0%
Cases 13 Months	0	0.0%
Cases 14 Months	0	0.0%
Cases 15 Months	0	0.0%
Cases 16 Months	1	10.0%
Cases 17 Months	0	0.0%
Cases 18 Months	2	20.0%
Cases Over 18 Months	1	10.0%
NA	0	0.0%
<b>Total</b>	<b>10</b>	<b>100.0%</b>



**Figure 55: Disposition of Force Allegations (YTD 2018)**

Force Allegation	Substantiated		Exonerated		Unsubstantiated		Unfounded		Officer Unidentified		Miscellaneous	
	Count	%	Count	%	Count	%	Count	%	Count	%	Count	%
Gun Pointed	3	7.3%	12	29.3%	11	26.8%	10	24.4%	5	12.2%	0	0%
Gun fired	0	0%	4	100%	0	0%	0	0%	0	0%	0	0%
Nightstick as club (incl asp & baton)	2	14.3%	7	50%	1	7.1%	2	14.3%	2	14.3%	0	0%
Gun as club	0	0%	0	0%	3	100%	0	0%	0	0%	0	0%
Radio as club	0	0%	0	0%	0	0%	2	100%	0	0%	0	0%
Flashlight as club	1	100%	0	0%	0	0%	0	0%	0	0%	0	0%
Police shield	0	0%	1	33.3%	2	66.7%	0	0%	0	0%	0	0%
Vehicle	0	0%	0	0%	2	66.7%	1	33.3%	0	0%	0	0%
Other blunt instrument as a club	0	0%	1	100%	0	0%	0	0%	0	0%	0	0%
Hit against inanimate object	0	0%	3	17.6%	6	35.3%	7	41.2%	1	5.9%	0	0%
Chokehold	2	7.4%	0	0%	18	66.7%	6	22.2%	1	3.7%	0	0%
Pepper spray	8	66.7%	4	33.3%	0	0%	0	0%	0	0%	0	0%
Physical force	21	5.1%	167	40.8%	123	30.1%	53	13%	45	11%	0	0%
Handcuffs too tight	0	0%	0	0%	1	50%	1	50%	0	0%	0	0%
Nonlethal restraining device	0	0%	9	81.8%	1	9.1%	1	9.1%	0	0%	0	0%
Animal	0	0.0%	0	0.0%	0	0.0%	0	0.0%	0	0.0%	0	0.0%
Other	3	9.7%	7	22.6%	14	45.2%	5	16.1%	2	6.5%	0	0%
Restricted Breathing	0	0%	0	0%	8	66.7%	1	8.3%	3	25%	0	0%
<b>Total</b>	<b>40</b>	<b>6.7%</b>	<b>215</b>	<b>36.3%</b>	<b>190</b>	<b>32%</b>	<b>89</b>	<b>15%</b>	<b>59</b>	<b>9.9%</b>	<b>0</b>	<b>0%</b>

**Figure 56: Disposition of Abuse of Authority Allegations (YTD 2018)**

Abuse of Authority Allegation	Substantiated		Exonerated		Unsubstantiated		Unfounded		Officer Unidentified		Miscellaneous	
	Count	%	Count	%	Count	%	Count	%	Count	%	Count	%
Gun Drawn	0	0%	11	84.6%	2	15.4%	0	0%	0	0%	0	0%
Entry of Premises	0	0%	11	55%	9	45%	0	0%	0	0%	0	0%
Strip-searched	5	33.3%	2	13.3%	5	33.3%	2	13.3%	1	6.7%	0	0%
Vehicle stop	4	4.9%	45	54.9%	21	25.6%	0	0%	12	14.6%	0	0%
Vehicle search	11	14.3%	32	41.6%	24	31.2%	0	0%	10	13%	0	0%
Premises entered and/or searched	16	7.5%	145	68.1%	40	18.8%	4	1.9%	8	3.8%	0	0%
Threat of summons	2	33.3%	2	33.3%	1	16.7%	1	16.7%	0	0%	0	0%
Threat of arrest	7	4.8%	63	43.4%	55	37.9%	11	7.6%	9	6.2%	0	0%
Threat to notify ACS	0	0%	2	33.3%	4	66.7%	0	0%	0	0%	0	0%
Threat of force (verbal or physical)	6	7.1%	15	17.9%	44	52.4%	11	13.1%	8	9.5%	0	0%
Threat to damage/seize property	3	10.7%	3	10.7%	15	53.6%	1	3.6%	6	21.4%	0	0%
Property damaged	1	2.9%	6	17.1%	16	45.7%	2	5.7%	10	28.6%	0	0%
Refusal to process civilian complaint	9	42.9%	0	0%	4	19%	3	14.3%	5	23.8%	0	0%
Refusal to provide name/shield number	16	10.1%	4	2.5%	107	67.7%	22	13.9%	9	5.7%	0	0%
Retaliatory arrest	6	85.7%	0	0%	1	14.3%	0	0%	0	0%	0	0%
Retaliatory summons	4	100%	0	0%	0	0%	0	0%	0	0%	0	0%
Refusal to obtain medical treatment	2	4.5%	0	0%	31	70.5%	9	20.5%	2	4.5%	0	0%
Improper dissemination of medical info	0	0%	0	0%	0	0%	0	0%	1	100%	0	0%
Other	12	26.1%	23	50%	10	21.7%	0	0%	1	2.2%	0	0%
Seizure of property	1	8.3%	8	66.7%	2	16.7%	0	0%	1	8.3%	0	0%
Refusal to show search warrant	0	0%	0	0%	18	78.3%	4	17.4%	1	4.3%	0	0%
Frisk	32	29.1%	22	20%	30	27.3%	5	4.5%	21	19.1%	0	0%
Search (of person)	9	9.5%	15	15.8%	50	52.6%	3	3.2%	18	18.9%	0	0%
Stop	22	14.7%	69	46%	41	27.3%	2	1.3%	16	10.7%	0	0%
Question	5	18.5%	7	25.9%	8	29.6%	0	0%	7	25.9%	0	0%
Refusal to show arrest warrant	0	0%	0	0%	1	50%	0	0%	1	50%	0	0%
Interference with recording	9	40.9%	3	13.6%	5	22.7%	2	9.1%	3	13.6%	0	0%
Search of recording device	0	0%	0	0%	5	83.3%	1	16.7%	0	0%	0	0%
Electronic device information deletion	0	0%	0	0%	0	0%	0	0%	1	100%	0	0%

Forcible Removal to Hospital	2	3.4%	56	94.9%	1	1.7%	0	0%	0	0%	0	0%
Threat re: removal to hospital	1	16.7%	3	50%	2	33.3%	0	0%	0	0%	0	0%
Threat re: immigration status	0	0.0%	0	0.0%	0	0.0%	0	0.0%	0	0.0%	0	0.0%
Disseminated immigration status	0	0.0%	0	0.0%	0	0.0%	0	0.0%	0	0.0%	0	0.0%
Questioned immigration status	0	0%	0	0%	2	100%	0	0%	0	0%	0	0%
Search of Premises	0	0%	5	83.3%	0	0%	0	0%	1	16.7%	0	0%
Sex Miscon (Sexual Harassment, Verbal)	0	0.0%	0	0.0%	0	0.0%	0	0.0%	0	0.0%	0	0.0%
Sex Miscon (Sexual Harassment, Gesture)	0	0%	0	0%	0	0%	0	0%	1	100%	0	0%
Sexual Misconduct (Sexual Humiliation)	0	0.0%	0	0.0%	0	0.0%	0	0.0%	0	0.0%	0	0.0%
Sex Miscon (Sexual/Romantic Proposition)	0	0.0%	0	0.0%	0	0.0%	0	0.0%	0	0.0%	0	0.0%
Sex Miscon (Sexually Motivated Arrest)	0	0.0%	0	0.0%	0	0.0%	0	0.0%	0	0.0%	0	0.0%
Sex Miscon (Sexually Motivated Stop)	0	0.0%	0	0.0%	0	0.0%	0	0.0%	0	0.0%	0	0.0%
Sex Miscon (Sexually Motivated Frisk)	0	0.0%	0	0.0%	0	0.0%	0	0.0%	0	0.0%	0	0.0%
Sex Miscon (Sexually Motivated Search)	0	0.0%	0	0.0%	0	0.0%	0	0.0%	0	0.0%	0	0.0%
Sex Miscon (Sexually Motiv Strip-Search)	0	0.0%	0	0.0%	0	0.0%	0	0.0%	0	0.0%	0	0.0%
Sex Miscon (Sexually Motiv Vehicle Stop)	0	0.0%	0	0.0%	0	0.0%	0	0.0%	0	0.0%	0	0.0%
Sex Miscon (Sexually Motiv Photo/Video)	0	0.0%	0	0.0%	0	0.0%	0	0.0%	0	0.0%	0	0.0%
Sex Miscon (Sexually Motivated Summons)	0	0.0%	0	0.0%	0	0.0%	0	0.0%	0	0.0%	0	0.0%
Photography/Videography	0	0%	0	0%	1	100%	0	0%	0	0%	0	0%
Body Cavity Searches	0	0.0%	0	0.0%	0	0.0%	0	0.0%	0	0.0%	0	0.0%
<b>Total</b>	<b>185</b>	<b>12.1%</b>	<b>552</b>	<b>36.1%</b>	<b>555</b>	<b>36.3%</b>	<b>83</b>	<b>5.4%</b>	<b>153</b>	<b>10%</b>	<b>0</b>	<b>0%</b>

**Figure 57: Disposition of Discourtesy Allegations (YTD 2018)**

Discourtesy Allegation	Substantiated		Exonerated		Unsubstantiated		Unfounded		Officer Unidentified		Miscellaneous	
	Count	%	Count	%	Count	%	Count	%	Count	%	Count	%
Word	34	12.4%	8	2.9%	169	61.5%	27	9.8%	37	13.5%	0	0%
Gesture	0	0%	0	0%	4	80%	1	20%	0	0%	0	0%
Demeanor/tone	0	0.0%	0	0.0%	0	0.0%	0	0.0%	0	0.0%	0	0.0%
Action	3	7.5%	4	10%	19	47.5%	5	12.5%	9	22.5%	0	0%
Other	0	0%	0	0%	0	0%	1	100%	0	0%	0	0%
<b>Total</b>	<b>37</b>	<b>11.5%</b>	<b>12</b>	<b>3.7%</b>	<b>192</b>	<b>59.8%</b>	<b>34</b>	<b>10.6%</b>	<b>46</b>	<b>14.3%</b>	<b>0</b>	<b>0%</b>

**Figure 58: Disposition of Offensive Language Allegations (YTD 2018)**

Offensive Language Allegation	Substantiated		Exonerated		Unsubstantiated		Unfounded		Officer Unidentified		Miscellaneous	
	Count	%	Count	%	Count	%	Count	%	Count	%	Count	%
Race	0	0%	0	0%	17	77.3%	3	13.6%	2	9.1%	0	0%
Ethnicity	0	0%	0	0%	1	12.5%	7	87.5%	0	0%	0	0%
Religion	0	0.0%	0	0.0%	0	0.0%	0	0.0%	0	0.0%	0	0.0%
Gender	2	8.7%	0	0%	16	69.6%	3	13%	2	8.7%	0	0%
Sexual orientation	0	0%	0	0%	4	100%	0	0%	0	0%	0	0%
Physical disability	1	33.3%	0	0%	1	33.3%	0	0%	1	33.3%	0	0%
Other	1	11.1%	0	0%	4	44.4%	4	44.4%	0	0%	0	0%
Gender Identity	0	0.0%	0	0.0%	0	0.0%	0	0.0%	0	0.0%	0	0.0%
<b>Total</b>	<b>4</b>	<b>5.8%</b>	<b>0</b>	<b>0%</b>	<b>43</b>	<b>62.3%</b>	<b>17</b>	<b>24.6%</b>	<b>5</b>	<b>7.2%</b>	<b>0</b>	<b>0%</b>

**Figure 59: Administrative Prosecutions Unit Open Docket (May 2018)**

<b>Case Stage</b>	<b>Cases</b>	<b>Percent</b>
Case Off Calendar - Subsequent Appearance Pending	0	0%
Trial commenced	0	0%
Awaiting filing of charges	34	39%
Charges filed, awaiting service	31	35%
Charges served, CORD/SoEH/DCS pending	9	10%
Charges served, Conference Date Requested	2	2%
Calendared for court appearance	2	2%
Trial scheduled	3	3%
Plea agreed - paperwork pending	7	8%
<b>Total</b>	<b>88</b>	<b>100%</b>

CORD is the CO's Report on MOS facing discipline.  
 SoEH is the Summary of Employment History.  
 DCS is the Disciplinary Cover Sheet.

**Figure 60: Administrative Prosecutions Unit Cases Awaiting Final Disposition (May 2018)**

<b>Case Stage</b>	<b>Cases</b>	<b>Percent</b>
Disposition modified, awaiting final disp.	1	6%
Plea filed - awaiting approval by PC	10	56%
Verdict rendered - awaiting approval by PC	5	28%
Verdict rendered - Fogel response due	0	0%
Trial completed, awaiting verdict	2	11%
<b>Total</b>	<b>18</b>	<b>100%</b>

A Fogel response is a letter to the Trial Commissioner with comments from the CCRB on the Trial Commissioner's report and recommendation.

**Figure 61: Officers With CCRB Complaints Closed in 2018 by Command**

<b>Patrol Services Bureau</b>	<b>Substantiated MOS May 2018</b>	<b>Substantiated MOS YTD 2018</b>	<b>Total MOS May 2018</b>	<b>Total MOS YTD 2018</b>
Patrol Borough Manhattan South Total	1	3	12	103
Patrol Borough Manhattan North Total	4	35	27	209
Patrol Borough Bronx Total	6	24	54	318
Patrol Borough Brooklyn South Total	4	18	46	233
Patrol Borough Brooklyn North Total	5	26	31	238
Patrol Borough Queens South Total	3	9	40	198
Patrol Borough Queens North Total	1	5	16	67
Patrol Borough Staten Island Total	0	11	19	98
Special Operations Division Total	0	0	0	15
Other Patrol Services Bureau Commands Total	0	0	0	1
<b>Total</b>	<b>24</b>	<b>131</b>	<b>245</b>	<b>1480</b>
<b>Other Bureaus</b>				
Traffic Control Division Total	0	2	4	23
Transit Bureau Total	0	5	19	71
Housing Bureau Total	1	13	28	158
Organized Crime Control Bureau Total	0	4	7	62
Detective Bureau Total	1	2	17	66
Other Bureaus Total	0	0	9	43
<b>Total</b>	<b>2</b>	<b>26</b>	<b>84</b>	<b>423</b>
<b>Other Commands</b>				
Deputy Commissioners and Miscellaneous Commands Total	0	1	3	22
Undetermined	0	1	0	15
<b>Total</b>	<b>26</b>	<b>159</b>	<b>332</b>	<b>1940</b>

Table shows MOS command as recorded at the time of complaint.

**Figure 62A: Officers With CCRB Complaints Closed in 2018 by Command - Patrol Borough Manhattan South**

<b>Manhattan South</b>	<b>Substantiated MOS May 2018</b>	<b>Substantiated MOS YTD 2018</b>	<b>Total MOS May 2018</b>	<b>Total MOS YTD 2018</b>
001 Precinct	0	1	0	11
005 Precinct	0	1	4	16
006 Precinct	0	0	2	13
007 Precinct	0	0	0	5
009 Precinct	1	1	1	6
010 Precinct	0	0	1	6
013 Precinct	0	0	0	5
Midtown South Precinct	0	0	3	9
017 Precinct	0	0	0	5
Midtown North Precinct	0	0	1	19
<b>Precincts Total</b>	<b>1</b>	<b>3</b>	<b>12</b>	<b>95</b>
Patrol Borough Manhattan South Task Force	0	0	0	4
Patrol Borough Manhattan South HQ	0	0	0	4
Patrol Borough Manhattan South Anti-Crime Unit	0	0	0	0
<b>Patrol Borough Manhattan South Total</b>	<b>1</b>	<b>3</b>	<b>12</b>	<b>103</b>

Table shows MOS command as recorded at the time of complaint.



**Figure 62B: Officers With CCRB Complaints Closed in 2018 by Command - Patrol Borough Manhattan North**

<b>Manhattan North</b>	<b>Substantiated MOS May 2018</b>	<b>Substantiated MOS YTD 2018</b>	<b>Total MOS May 2018</b>	<b>Total MOS YTD 2018</b>
019 Precinct	2	3	5	15
020 Precinct	0	0	0	16
023 Precinct	0	1	1	14
024 Precinct	0	0	1	9
025 Precinct	0	0	5	9
026 Precinct	0	1	0	5
Central Park Precinct	0	1	0	2
028 Precinct	2	7	6	23
030 Precinct	0	3	4	18
032 Precinct	0	2	4	20
033 Precinct	0	0	0	29
034 Precinct	0	16	1	42
<b>Precincts Total</b>	<b>4</b>	<b>34</b>	<b>27</b>	<b>202</b>
Patrol Borough Manhattan North Task Force	0	0	0	0
Patrol Borough Manhattan North HQ	0	1	0	2
Patrol Borough Manhattan North Anti-Crime Unit	0	0	0	5
Manhattan North Impact Response Team	0	0	0	0
<b>Patrol Borough Manhattan North Total</b>	<b>4</b>	<b>35</b>	<b>27</b>	<b>209</b>

Table shows MOS command as recorded at the time of complaint.

**Figure 62C: Officers With CCRB Complaints Closed in 2018 by Command - Patrol Borough Bronx**

<b>Bronx</b>	<b>Substantiated MOS May 2018</b>	<b>Substantiated MOS YTD 2018</b>	<b>Total MOS May 2018</b>	<b>Total MOS YTD 2018</b>
040 Precinct	0	4	1	20
041 Precinct	2	3	8	23
042 Precinct	0	0	5	22
043 Precinct	0	1	0	11
044 Precinct	0	2	18	64
045 Precinct	0	2	0	14
046 Precinct	0	2	3	25
047 Precinct	0	2	0	24
048 Precinct	2	2	6	31
049 Precinct	0	1	4	20
050 Precinct	0	1	1	15
052 Precinct	2	4	8	48
<b>Precincts Total</b>	<b>6</b>	<b>24</b>	<b>54</b>	<b>317</b>
Patrol Borough Bronx Task Force	0	0	0	1
Patrol Borough Bronx HQ	0	0	0	0
Patrol Borough Bronx Anti-Crime Unit	0	0	0	0
Bronx Impact Response Team	0	0	0	0
<b>Patrol Borough Bronx Total</b>	<b>6</b>	<b>24</b>	<b>54</b>	<b>318</b>

Table shows MOS command as recorded at the time of complaint.

Figure 62D: Officers With CCRB Complaints Closed in 2018 by Command - Patrol Borough Brooklyn South

Brooklyn South	Substantiated MOS May 2018	Substantiated MOS YTD 2018	Total MOS May 2018	Total MOS YTD 2018
060 Precinct	0	0	4	21
061 Precinct	0	0	0	16
062 Precinct	0	1	1	12
063 Precinct	0	5	2	18
066 Precinct	0	0	2	10
067 Precinct	1	2	10	36
068 Precinct	2	4	4	14
069 Precinct	0	4	4	32
070 Precinct	0	0	4	14
071 Precinct	0	0	7	23
072 Precinct	1	1	6	18
076 Precinct	0	0	2	10
078 Precinct	0	0	0	2
<b>Precincts Total</b>	<b>4</b>	<b>17</b>	<b>46</b>	<b>226</b>
Patrol Borough Brooklyn South Task Force	0	1	0	3
Patrol Borough Brooklyn South HQ	0	0	0	0
Patrol Borough Brooklyn South Anti-Crime Unit	0	0	0	4
Brooklyn South Impact Response Team	0	0	0	0
<b>Patrol Borough Brooklyn South Total</b>	<b>4</b>	<b>18</b>	<b>46</b>	<b>233</b>

Table shows MOS command as recorded at the time of complaint.

Figure 62E: Officers With CCRB Complaints Closed in 2018 by Command - Patrol Borough Brooklyn North

Brooklyn North	Substantiated MOS May 2018	Substantiated MOS YTD 2018	Total MOS May 2018	Total MOS YTD 2018
073 Precinct	0	3	5	28
075 Precinct	0	3	1	47
077 Precinct	0	4	6	31
079 Precinct	0	3	0	37
081 Precinct	1	4	8	33
083 Precinct	0	3	2	18
084 Precinct	0	2	2	17
088 Precinct	2	2	4	10
090 Precinct	0	0	1	5
094 Precinct	0	0	0	5
<b>Precincts Total</b>	<b>3</b>	<b>24</b>	<b>29</b>	<b>231</b>
Patrol Borough Brooklyn North Task Force	0	0	0	0
Patrol Borough Brooklyn North HQ	2	2	2	3
Patrol Borough Brooklyn North Anti-Crime Unit	0	0	0	4
Brooklyn North Impact Response Team	0	0	0	0
<b>Patrol Borough Brooklyn North Total</b>	<b>5</b>	<b>26</b>	<b>31</b>	<b>238</b>

Table shows MOS command as recorded at the time of complaint.

**Figure 62F: Officers With CCRB Complaints Closed in 2018 by Command - Patrol Borough Queens South**

<b>Queens South</b>	<b>Substantiated MOS May 2018</b>	<b>Substantiated MOS YTD 2018</b>	<b>Total MOS May 2018</b>	<b>Total MOS YTD 2018</b>
100 Precinct	0	0	0	6
101 Precinct	1	1	10	43
102 Precinct	1	1	6	17
103 Precinct	0	0	7	31
105 Precinct	0	1	2	20
106 Precinct	0	2	4	16
107 Precinct	0	0	9	18
113 Precinct	1	4	2	43
<b>Precincts Total</b>	<b>3</b>	<b>9</b>	<b>40</b>	<b>194</b>
Patrol Borough Queens South Task Force	0	0	0	1
Patrol Borough Queens South HQ	0	0	0	0
Patrol Borough Queens South Anti-Crime Unit	0	0	0	3
Queens South Impact Response Team	0	0	0	0
<b>Patrol Borough Queens South Total</b>	<b>3</b>	<b>9</b>	<b>40</b>	<b>198</b>

Table shows MOS command as recorded at the time of complaint.

**Figure 62G: Officers With CCRB Complaints Closed in 2018 by Command - Patrol Borough Queens North**

<b>Queens North</b>	<b>Substantiated MOS May 2018</b>	<b>Substantiated MOS YTD 2018</b>	<b>Total MOS May 2018</b>	<b>Total MOS YTD 2018</b>
104 Precinct	0	0	5	7
108 Precinct	0	0	0	5
109 Precinct	0	0	0	7
110 Precinct	0	0	1	8
111 Precinct	0	0	0	7
112 Precinct	0	0	2	3
114 Precinct	1	4	8	20
115 Precinct	0	0	0	9
<b>Precincts Total</b>	<b>1</b>	<b>4</b>	<b>16</b>	<b>66</b>
Patrol Borough Queens North Task Force	0	0	0	0
Patrol Borough Queens North HQ	0	1	0	1
Patrol Borough Queens North Anti-Crime Unit	0	0	0	0
<b>Patrol Borough Queens North Total</b>	<b>1</b>	<b>5</b>	<b>16</b>	<b>67</b>

Table shows MOS command as recorded at the time of complaint.

**Figure 62H: Officers With CCRB Complaints Closed in 2018 by Command - Patrol Borough Staten Island**

<b>Staten Island</b>	<b>Substantiated MOS May 2018</b>	<b>Substantiated MOS YTD 2018</b>	<b>Total MOS May 2018</b>	<b>Total MOS YTD 2018</b>
120 Precinct	0	7	9	47
122 Precinct	0	1	6	22
123 Precinct	0	0	2	10
121 Precinct	0	0	2	8
<b>Precincts Total</b>	<b>0</b>	<b>8</b>	<b>19</b>	<b>87</b>
Patrol Borough Staten Island Task Force	0	0	0	1
Patrol Borough Staten Island HQ	0	3	0	7
Patrol Borough Staten Island Anti-Crime Unit	0	0	0	3
Staten Island Housing Unit	0	0	0	0
Staten Island Court Section	0	0	0	0
Staten Island Impact Response Team	0	0	0	0
<b>Patrol Borough Staten Island Total</b>	<b>0</b>	<b>11</b>	<b>19</b>	<b>98</b>

Table shows MOS command as recorded at the time of complaint.

**Figure 62I: Officers With CCRB Complaints Closed in 2018 by Command - Special Operations Division**

<b>Special Operations</b>	<b>Substantiated MOS May 2018</b>	<b>Substantiated MOS YTD 2018</b>	<b>Total MOS May 2018</b>	<b>Total MOS YTD 2018</b>
Emergency Services Unit and Squads 1-10	0	0	0	10
Harbor Unit	0	0	0	4
Aviation Unit	0	0	0	0
Canine Team	0	0	0	0
Mounted Unit	0	0	0	1
2 SOD Strategic Response Group	0	0	0	0
Special Operations Division Headquarters	0	0	0	0
<b>Special Operations Division Total</b>	<b>0</b>	<b>0</b>	<b>0</b>	<b>15</b>

Table shows MOS command as recorded at the time of complaint.



**Figure 62J: Officers With CCRB Complaints Closed in 2018 by Command - Other Patrol Services Bureau Commands**

<b>Other Patrol Services Bureau Commands</b>	<b>Substantiated MOS May 2018</b>	<b>Substantiated MOS YTD 2018</b>	<b>Total MOS May 2018</b>	<b>Total MOS YTD 2018</b>
Chiefs Office	0	0	0	1
Special Operations Division Taxi Unit	0	0	0	0
<b>Other Patrol Services Bureau Commands Total</b>	<b>0</b>	<b>0</b>	<b>0</b>	<b>1</b>

Table shows MOS command as recorded at the time of complaint.

**Figure 62K: Officers With CCRB Complaints Closed in 2018 by Command - Traffic Control Division**

<b>Traffic Control Division</b>	<b>Substantiated MOS May 2018</b>	<b>Substantiated MOS YTD 2018</b>	<b>Total MOS May 2018</b>	<b>Total MOS YTD 2018</b>
Traffic Control Division - Headquarters Command	0	0	0	0
Manhattan Traffic Task Force	0	0	0	0
Brooklyn Traffic Task Force	0	0	0	0
Bronx Traffic Task Force	0	0	0	0
Queens Traffic Task Force	0	0	0	0
Surface Transportation Enforcement Division (STED)	0	0	0	0
Bus Unit	0	0	0	1
Traffic Control Parking Enforcement District	0	0	0	0
Traffic Control Tow Units	0	0	0	0
Traffic Control Summons Enforcement	0	0	0	0
Traffic Command Intersection Control	0	0	0	0
Traffic Control Intelligence Unit	0	0	0	0
Highway District	0	1	0	2
Highway Unit #1	0	0	0	8
Highway Unit #2	0	0	1	4
Highway Unit #3	0	1	3	7
Highway Unit #4	0	0	0	0
Highway Unit #5	0	0	0	1
Highway Safety Enforcement Unit	0	0	0	0
Movie and TV Unit	0	0	0	0
<b>Traffic Control Division Total</b>	<b>0</b>	<b>2</b>	<b>4</b>	<b>23</b>

Table shows MOS command as recorded at the time of complaint.

**Figure 62L: Officers With CCRB Complaints Closed in 2018 by Command - Transit Bureau**

<b>Transit Bureau</b>	<b>Substantiated MOS May 2018</b>	<b>Substantiated MOS YTD 2018</b>	<b>Total MOS May 2018</b>	<b>Total MOS YTD 2018</b>
Transit Bureau Headquarters	0	0	0	0
Transit Bureau Authority Liaison	0	0	0	0
Transit Bureau Inspections	0	0	0	0
Transit Bureau Spec. Invest. Unit	0	0	0	0
Transit Bureau Crime Analysis	0	0	0	0
Transit Bureau Patrol Operations	0	0	0	0
Transit Bureau Manhattan	0	0	0	0
Transit Bureau Bronx	0	0	0	0
Transit Bureau Queens	0	0	0	0
Transit Bureau Brooklyn	0	0	0	0
TB DT01	0	0	2	2
TB DT02	0	2	5	12
TB DT03	0	0	3	11
TB DT04	0	0	2	9
TB DT11	0	0	0	5
TB DT12	0	0	0	2
TB DT20	0	0	1	3
TB DT23	0	0	1	1
TB DT30	0	0	1	3
TB DT32	0	0	0	2
TB DT33	0	0	2	3
TB DT34	0	0	2	3
Transit Bureau Manhattan Task Force	0	2	0	8
Transit Bureau Bronx Task Force	0	0	0	0
Transit Bureau Queens Task Force	0	0	0	0
Transit Bureau Brooklyn Task Force	0	1	0	2
Transit Bureau Homeless Outreach Unit	0	0	0	0
Transit Division Canine Unit	0	0	0	1
Transit Bureau Vandal Unit	0	0	0	0
Transit Bureau Special Operations Unit	0	0	0	2
TB Anti-Terrorism	0	0	0	2
Transportation Bureau and Transit Other Commands	0	0	0	0
<b>Transit Bureau Total</b>	<b>0</b>	<b>5</b>	<b>19</b>	<b>71</b>

Table shows MOS command as recorded at the time of complaint.

**Figure 62M: Officers With CCRB Complaints Closed in 2018 by Command - Housing Bureau**

Housing Bureau	Substantiated MOS May 2018	Substantiated MOS YTD 2018	Total MOS May 2018	Total MOS YTD 2018
Housing Bureau (Office of the Chief Command Center)	0	0	0	0
Housing Bureau Special Operations Section	0	0	0	0
PSA 1	0	0	0	10
PSA 2	1	1	11	30
PSA 3	0	0	0	8
PSA 4	0	0	0	20
PSA 5	0	1	4	9
PSA 6	0	1	3	17
PSA 7	0	5	5	36
PSA 8	0	4	1	9
PSA 9	0	0	4	14
Housing Bureau Brooklyn/Staten Island	0	0	0	0
Housing Bureau Manhattan	0	0	0	0
Housing Bureau Bronx/Queens	0	0	0	0
Housing Bureau Investigations	0	0	0	0
Housing Bureau Elevator Vandalism Unit	0	0	0	0
Housing Bureau Operations and Misc. Commands	0	0	0	0
<b>Housing Bureau Total</b>	<b>1</b>	<b>13</b>	<b>28</b>	<b>158</b>
Housing Borough Brooklyn Impact Response Team	0	1	0	5
Housing Borough Manhattan Impact Response Team	0	0	0	0
Housing Borough Bronx/Queens Impact Response Team	0	0	0	0
<b>Housing Bureau Total</b>	<b>1</b>	<b>13</b>	<b>28</b>	<b>158</b>

Table shows MOS command as recorded at the time of complaint.

**Figure 62N: Officers With CCRB Complaints Closed in 2018 by Command - Organized Crime Control Bureau**

<b>Organized Crime Control Bureau</b>	<b>Substantiated MOS May 2018</b>	<b>Substantiated MOS YTD 2018</b>	<b>Total MOS May 2018</b>	<b>Total MOS YTD 2018</b>
Queens Narcotics	0	0	2	11
Manhattan North Narcotics	0	0	0	2
Manhattan South Narcotics	0	0	0	4
Bronx Narcotics	0	3	1	12
Staten Island Narcotics	0	0	1	6
Brooklyn North Narcotics	0	0	3	16
Brooklyn South Narcotics	0	1	0	9
Narcotics Headquarters	0	0	0	0
Auto Crime Division	0	0	0	2
Vice Enforcement Division	0	0	0	0
Drug Enforcement Task Force	0	0	0	0
Organized Crime Headquarters	0	0	0	0
<b>Organized Crime Control Bureau Total</b>	<b>0</b>	<b>4</b>	<b>7</b>	<b>62</b>

Table shows MOS command as recorded at the time of complaint.

**Figure 620: Officers With CCRB Complaints Closed in 2018 by Command - Detective Bureau**

<b>Detective Bureau</b>	<b>Substantiated MOS May 2018</b>	<b>Substantiated MOS YTD 2018</b>	<b>Total MOS May 2018</b>	<b>Total MOS YTD 2018</b>
Detective Bureau Headquarters	0	0	0	3
Central Investigation and Resource Division	0	0	0	0
Special Investigations Division	0	0	0	0
Special Victims Division	0	0	2	5
Forensic Investigations Division	0	0	0	0
Fugitive Enforcement Division	0	0	0	0
Gang Division	1	1	4	13
Detective Borough Bronx	0	0	1	8
Detective Borough Manhattan	0	0	4	13
Detective Borough Brooklyn	0	0	4	12
Detective Borough Queens	0	1	2	11
Detective Borough Staten Island	0	0	0	1
DB Queens North Operations	0	0	0	0
DB Queens South Operations	0	0	0	0
<b>Detective Bureau Total</b>	<b>1</b>	<b>2</b>	<b>17</b>	<b>66</b>

Table shows MOS command as recorded at the time of complaint.

**Figure 62P: Officers With CCRB Complaints Closed in 2018 by Command - Other Bureaus**

<b>Other Bureaus</b>	<b>Substantiated MOS May 2018</b>	<b>Substantiated MOS YTD 2018</b>	<b>Total MOS May 2018</b>	<b>Total MOS YTD 2018</b>
Internal Affairs Bureau				
Internal Affairs Bureau	0	0	0	0
Criminal Justice Bureau				
Court Division	0	0	9	38
Court Bureau	0	0	0	0
Court LMSI	0	0	0	0
Court Unit	0	0	0	0
Criminal Justice Headquarters	0	0	0	1
Support Services Bureau				
Property Clerk Division	0	0	0	3
Fleet Services	0	0	0	0
Central Records Division	0	0	0	0
Personnel Bureau				
Applicant Processing Division	0	0	0	0
Health Services	0	0	0	0
Personnel Bureau Headquarters	0	0	0	1
<b>Other Bureaus Total</b>	<b>0</b>	<b>0</b>	<b>9</b>	<b>43</b>

Table shows MOS command as recorded at the time of complaint.

**Figure 62Q: Officers With CCRB Complaints Closed in 2018 by Command - Deputy Commissioners and Miscellaneous Commands**

<b>Deputy Commissioners and Miscellaneous Commands</b>	<b>Substantiated MOS May 2018</b>	<b>Substantiated MOS YTD 2018</b>	<b>Total MOS May 2018</b>	<b>Total MOS YTD 2018</b>
Deputy Commissioner Legal Matters - License Division	0	0	0	0
Deputy Commissioner Legal Matters - Legal Bureau	0	0	0	0
DC Training	0	0	0	0
Deputy Commissioner Training - Police Academy	0	0	0	0
Deputy Commissioner Training - Police Academy Training	0	0	0	2
Deputy Commissioner Training - In-service Training Section	0	0	0	0
Deputy Commissioner Management and Budget	0	0	0	0
Police Commissioner Office	0	0	0	0
Community Affairs Division	0	0	0	0
Chief of Community Affairs	0	0	0	0
Community Affairs Juvenile Section	0	0	0	0
School Safety Bronx/Manhattan	0	0	0	0
School Safety Queens/Brooklyn	0	0	0	1
Office of Equal Employment	0	0	0	0
Deputy Commissioner Operations	0	0	1	1
DC Operations Financial Mgmt.	0	0	0	0
Intelligence Division	0	1	2	15
Chief of Department	0	0	0	3
Department Advocate	0	0	0	0
Deputy Commissioner Public Information	0	0	0	0
Crime Prevention	0	0	0	0
First Deputy Commissioner	0	0	0	0
Office of Management, Analysis and Planning	0	0	0	0
Quality Assurance Division	0	0	0	0
Deputy Commissioner Counterterrorism	0	0	0	0
Chief of Department Evaluation Section	0	0	0	0
<b>Deputy Commissioners and Miscellaneous Commands Total</b>	<b>0</b>	<b>1</b>	<b>3</b>	<b>22</b>

Table shows MOS command as recorded at the time of complaint.