

DAILY REPORT

1/31/2023

(Data from Monday, January 30, 2023)

SINGLE ADULTS	
Drop-in Center Clients Served	561
Drop-in Center Overnight Census	192
Faith Bed Census	24
Outreach Contacts	214
Outreach Placements	30
Safe Haven Utilization	1556
Veterans In Short-term Housing	225
Criminal Justice Short-term Housing (Note: This count is also included in the TOTAL SHELTER CENSUS)	150

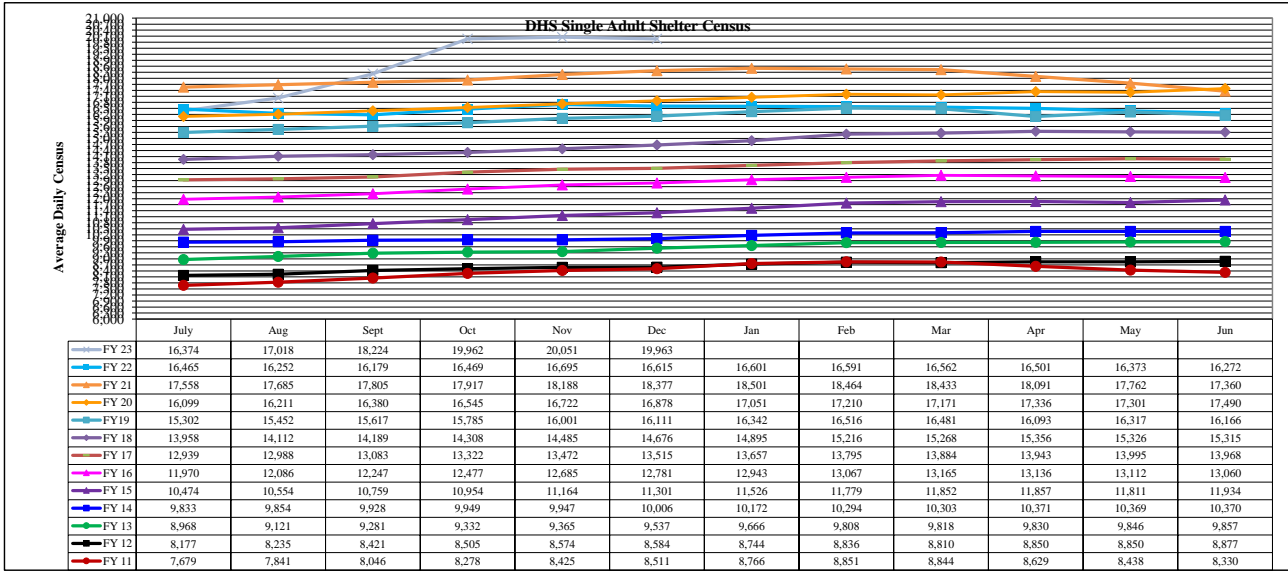
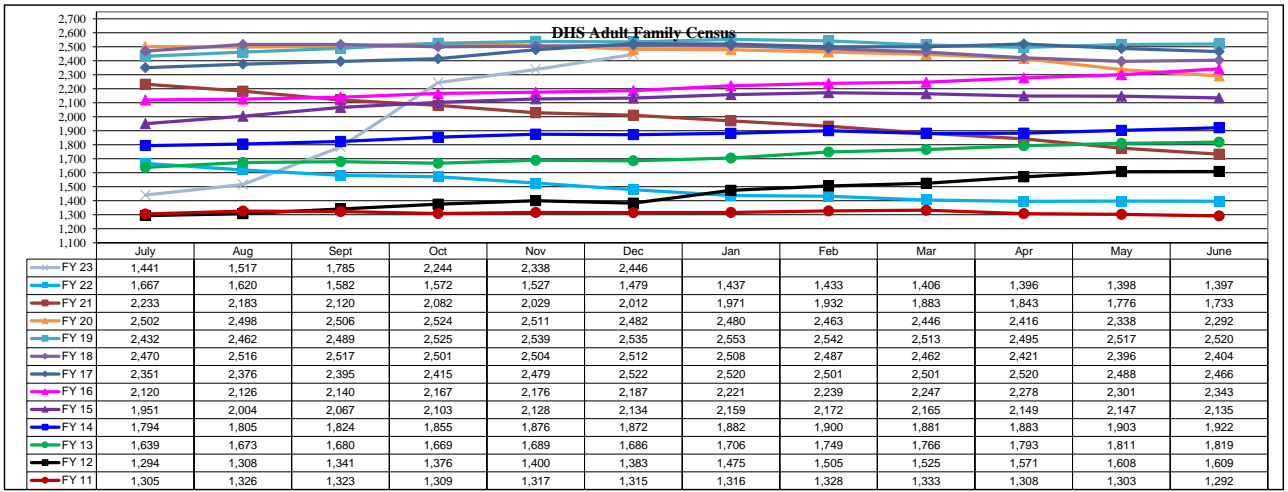
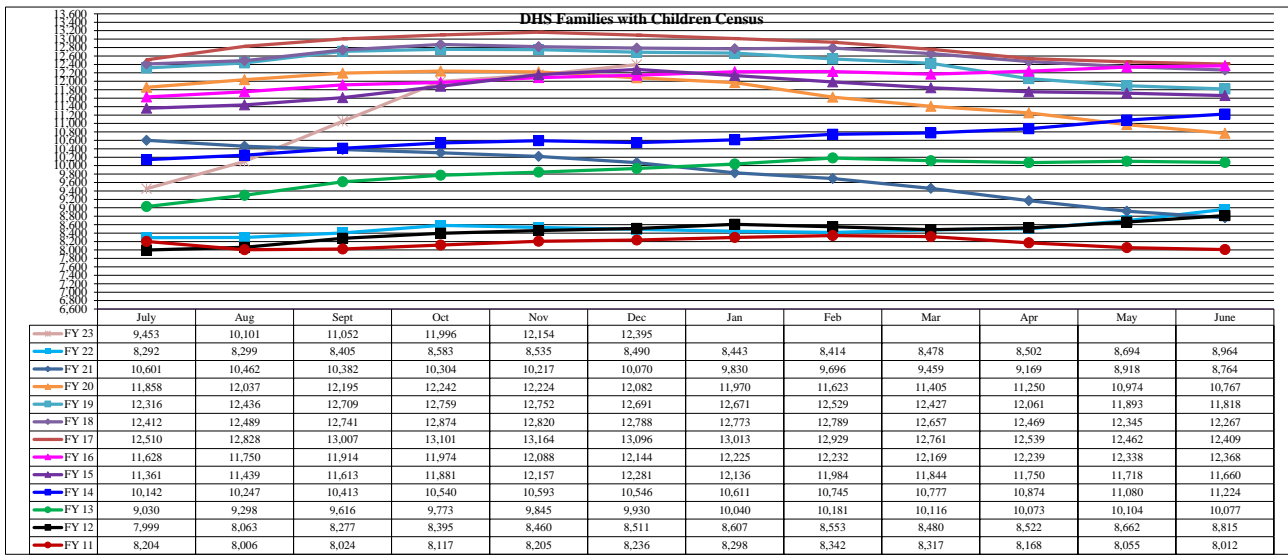
FAMILY INTAKE	
Families with Children Requesting Temporary Housing	183
Adult Families Requesting Temporary Housing	34
Families Placed in Overnight Accommodations	0
Families w/children at PATH Overnight (pre 10PM)	0

TOTAL SHELTER CENSUS	
Adults	47,492
Children	22,850
Total Individuals	70,342

SINGLE ADULTS	
Men	16,561
Women	4,477
Total Single Adults	21,038

FAMILIES WITH CHILDREN	
Families	13,367
Adults	20,553
Children	22,850
Individuals	43,403

ADULT FAMILIES CENSUS	
Families	2,779
Individuals (Adults)	5,901



*Due to data conversion the average monthly census for December 2011 and January 2012 for Families with Children and Adult Families is based upon data for a partial month.