

DAILY REPORT

1/8/2021

(Data from Thursday, January 07, 2021)

Code Blue

SINGLE ADULTS	
Drop-in Center Clients Served	371
Drop-in Center Overnight Census	156
Faith Bed Census	52
Outreach Contacts	261
Outreach Placements	24
Safe Haven Utilization	1134
Veterans In Short-term Housing	224
Criminal Justice Short-term Housing	114

Incomplete (5/6)

Incomplete (5/6)

Incomplete (5/6)

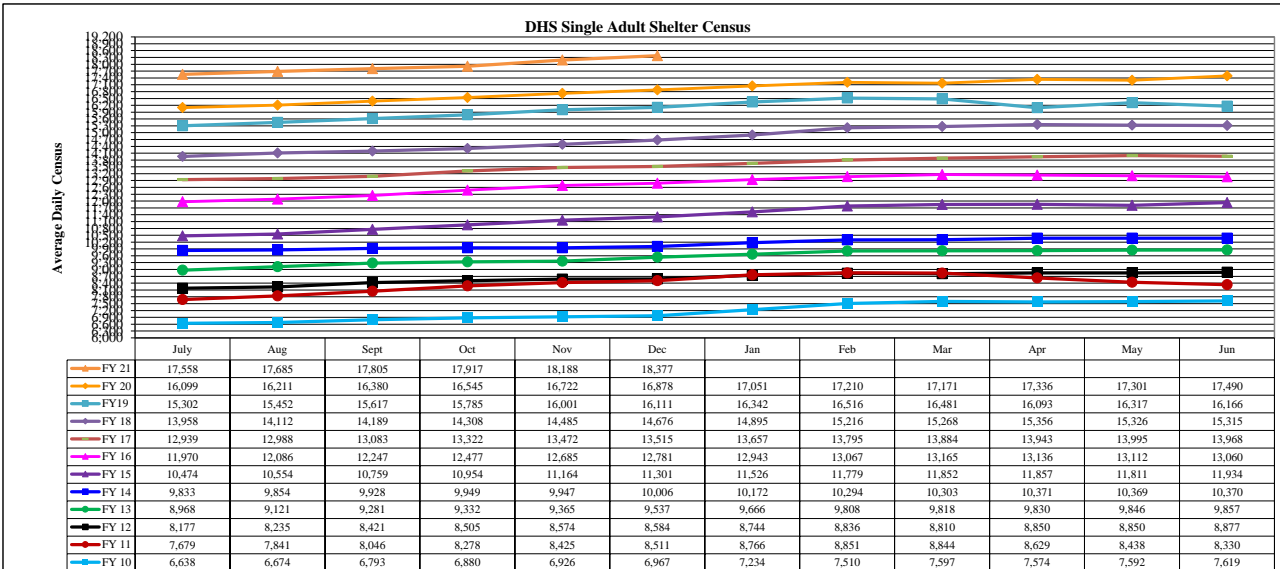
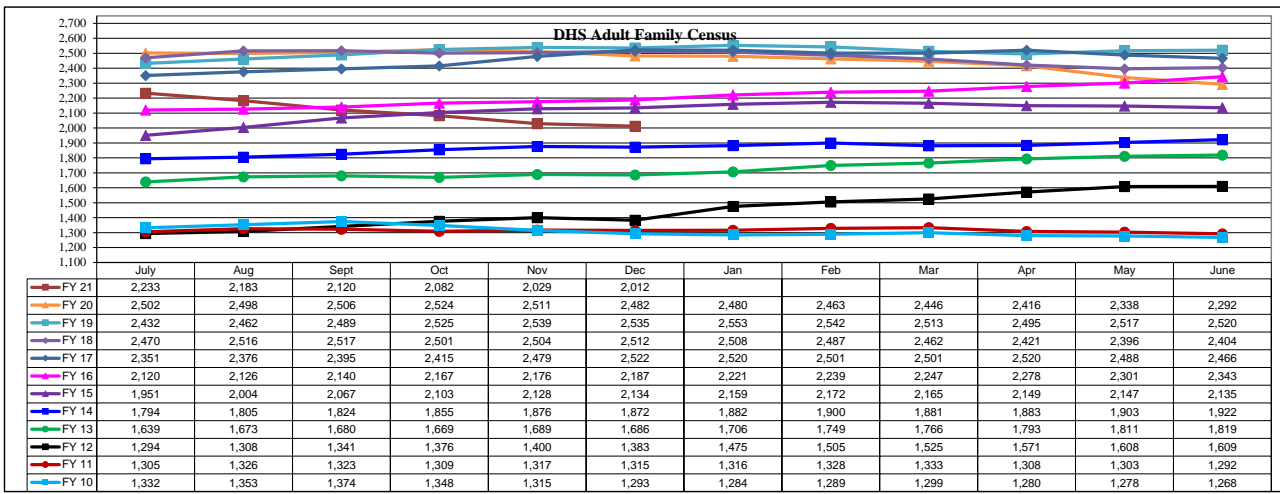
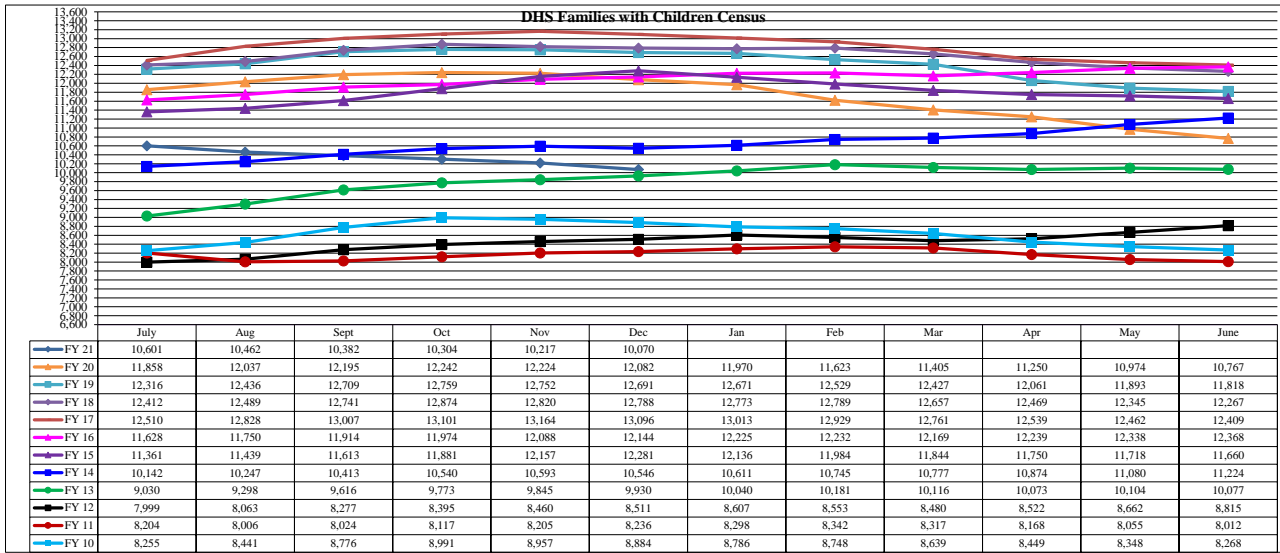
FAMILY INTAKE	
Families Requesting Temporary Housing at PATH	116
Adult Families Requesting Temporary Housing at AFIC	15
Families Placed in Overnight Accommodations	0
Families w/children at PATH Overnight (pre 10PM)	0

TOTAL SHELTER CENSUS	
Adults	35,522
Children	17,259
Total Individuals	52,781

SINGLE ADULTS	
Men	13,859
Women	4,533
Total Single Adults	18,392

FAMILIES WITH CHILDREN	
Families	9,827
Adults	12,955
Children	17,259
Individuals	30,214

ADULT FAMILIES CENSUS	
Families	1,976
Individuals (Adults)	4,175



*Due to data conversion the average monthly census for December 2011 and January 2012 for Families with Children and Adult Families is based upon data for a partial month.