

**DAILY REPORT**

11/20/20

(Data from Thursday, November 19, 2020)

SINGLE ADULTS	
Drop-in Center Clients Served	491
Drop-in Center Overnight Census	189
Faith Bed Census	46
Outreach Contacts	91
Outreach Placements	42
Safe Haven Utilization	1103
Veterans In Short-term Housing	230
Criminal Justice Short-term Housing	119

**Code Blue**

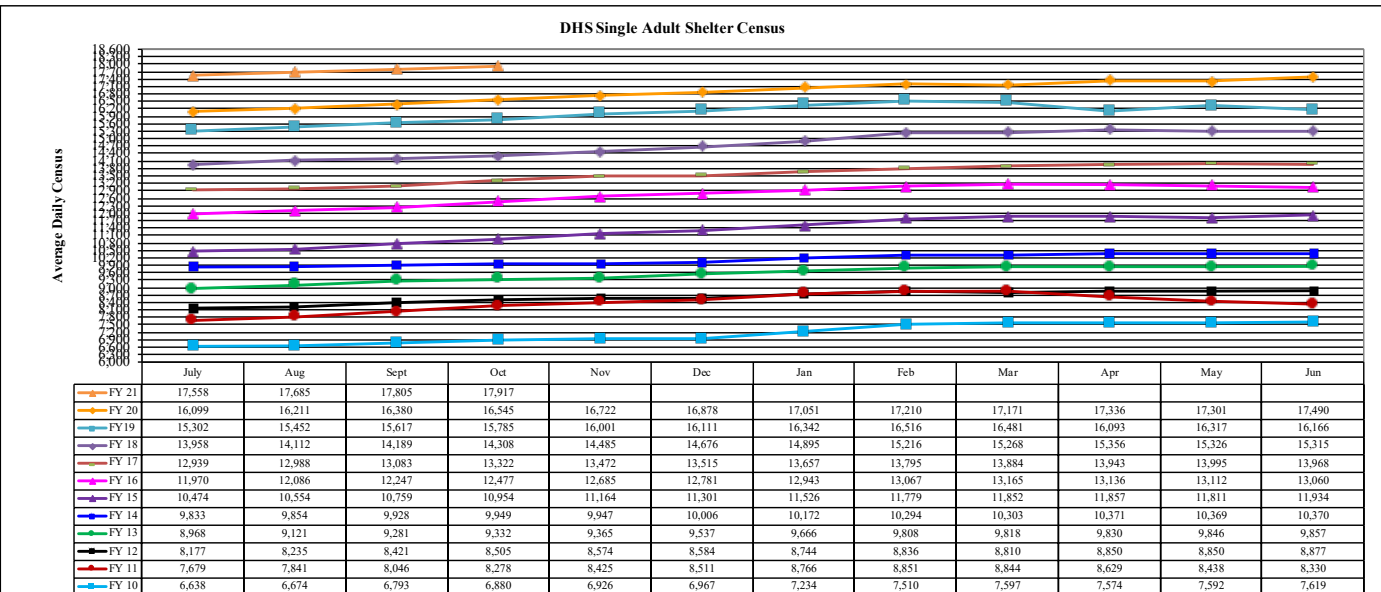
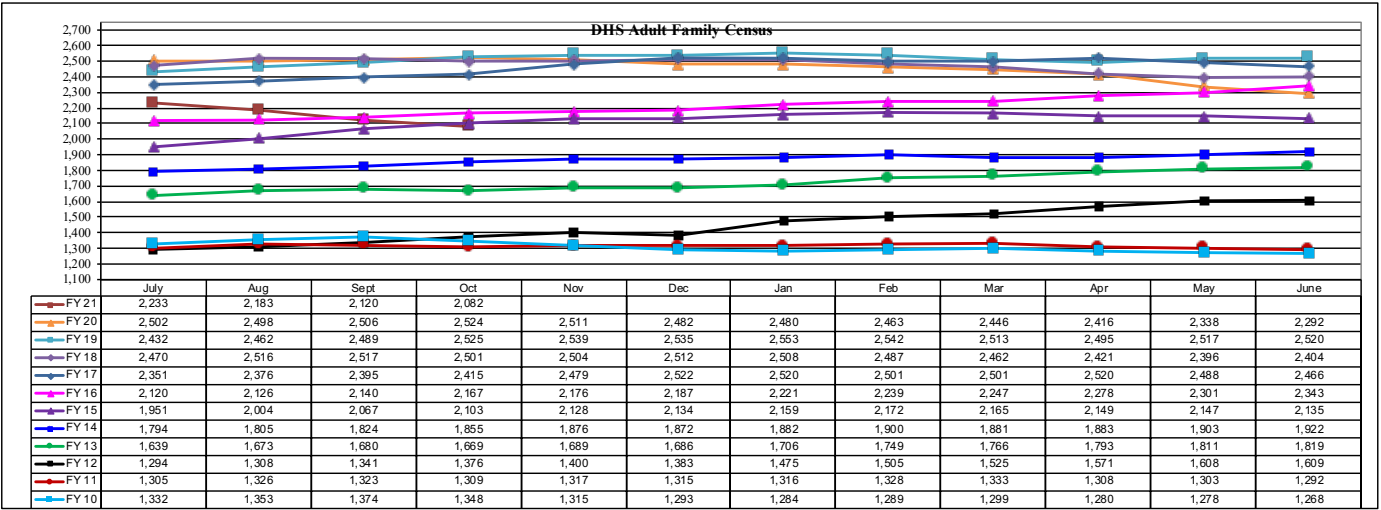
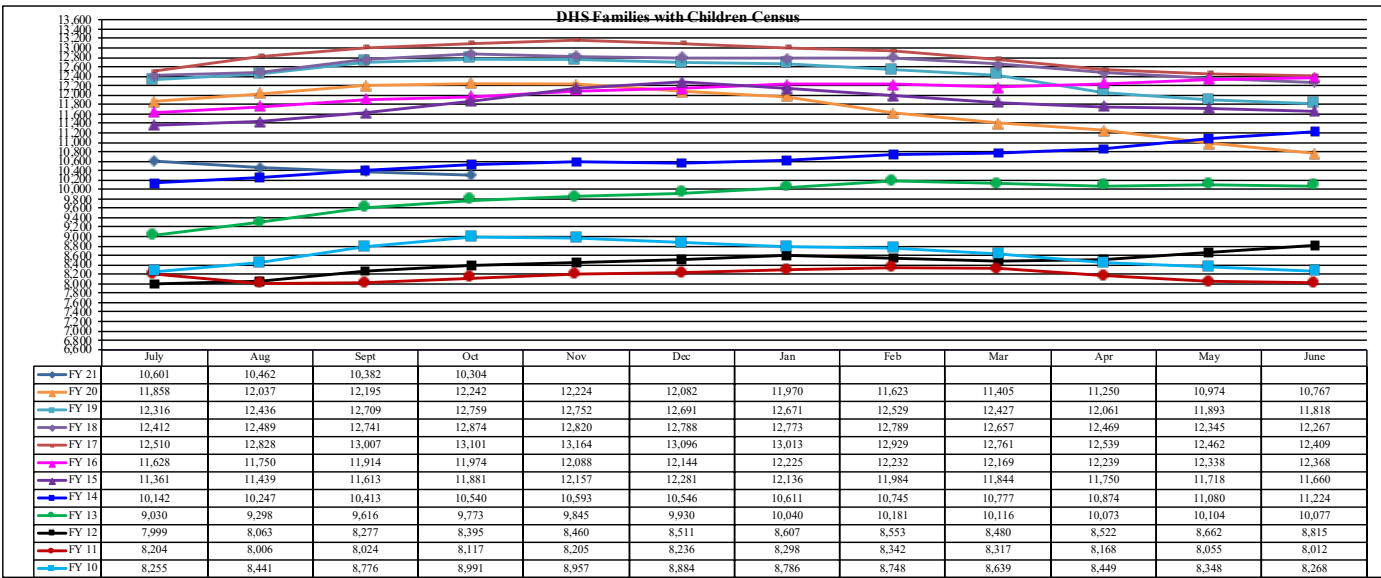
FAMILY INTAKE	
Families Requesting Temporary Housing at PATH	127
Adult Families Requesting Temporary Housing at AFIC	29
Families Placed in Overnight Accommodations	0
Families w/children at PATH Overnight (pre 10PM)	0

TOTAL SHELTER CENSUS	
Adults	35,975
Children	17,895
<b>Total Individuals</b>	<b>53,870</b>

SINGLE ADULTS	
Men	13,750
Women	4,574
<b>Total Single Adults</b>	<b>18,324</b>

FAMILIES WITH CHILDREN CENSUS	
<b>Families</b>	10,168
Adults	13,381
Children	17,895
<b>Individuals</b>	<b>31,276</b>

ADULT FAMILIES CENSUS	
<b>Families</b>	2,021
<b>Individuals (Adults)</b>	<b>4,270</b>



\*Due to data conversion the average monthly census for December 2011 and January 2012 for Families with Children and Adult Families is based upon data for a partial month.