

DAILY REPORT

10/21/2020

(Data from Tuesday, October 20, 2020)

SINGLE ADULTS	
Drop-in Center Clients Served	438
Drop-in Center Overnight Census	165
Faith Bed Census	46
Outreach Contacts	293
Outreach Placements	10
Safe Haven Utilization	1112
Veterans In Short-term Housing	224
Criminal Justice Short-term Housing	120

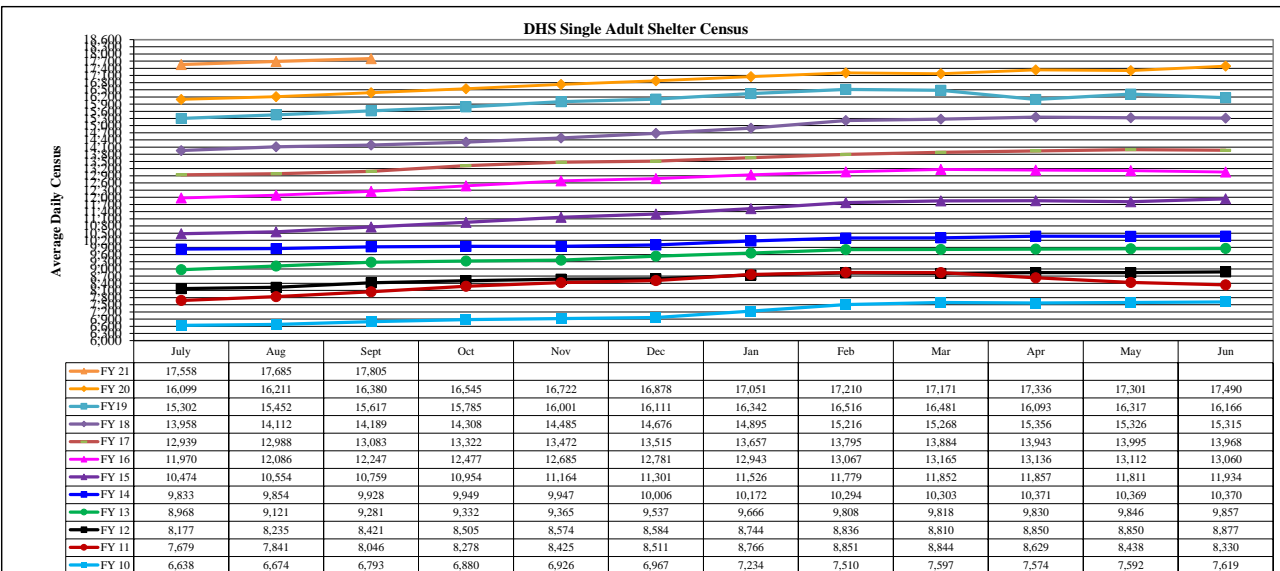
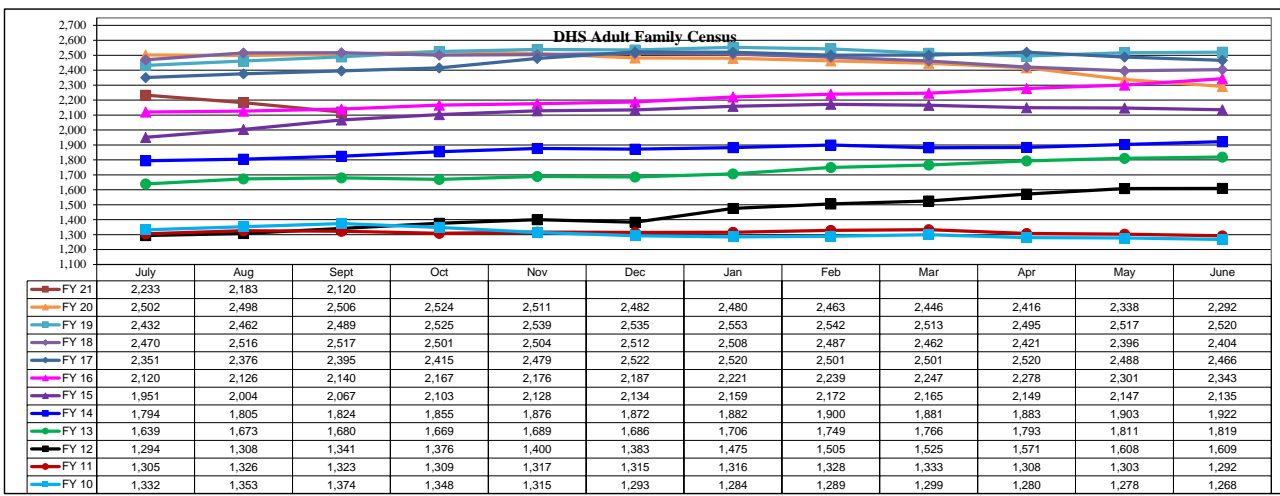
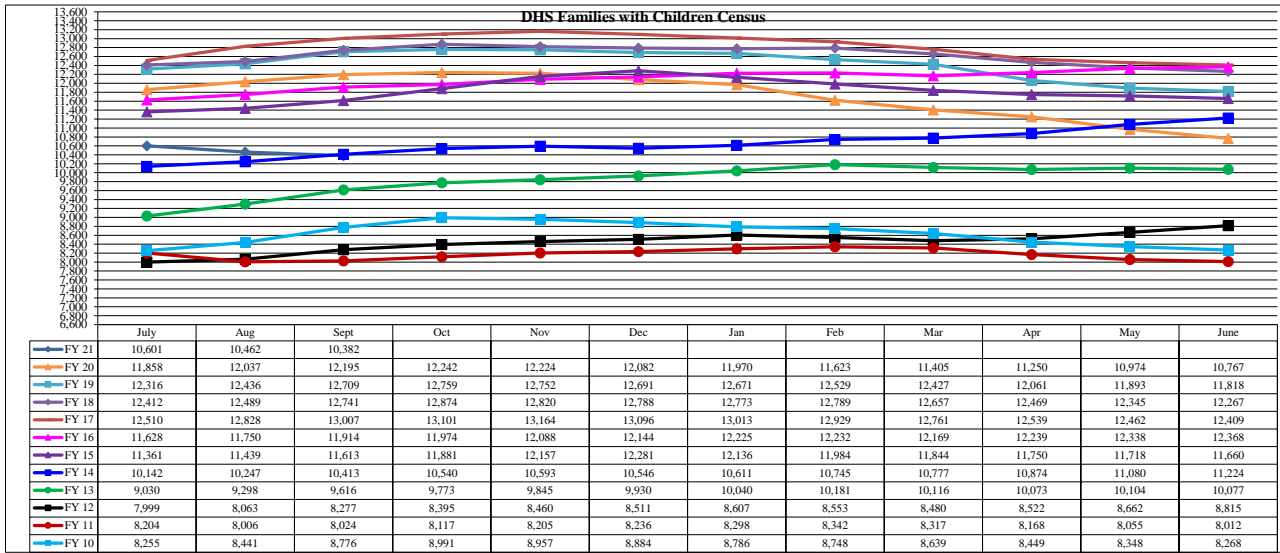
FAMILY INTAKE	
Families Requesting Temporary Housing at PATH	122
Adult Families Requesting Temporary Housing at AFIC	20
Families Placed in Overnight Accommodations	0
Families w/children at PATH Overnight (pre 10PM)	0

TOTAL SHELTER CENSUS	
Adults	35,961
Children	18,275
Total Individuals	54,236

SINGLE ADULTS	
Men	13,434
Women	4,529
Total Single Adults	17,963

FAMILIES WITH CHILDREN CENSUS	
Families	10,306
Adults	13,611
Children	18,275
Individuals	31,886

ADULT FAMILIES CENSUS	
Families	2,076
Individuals (Adults)	4,387



*Due to data conversion the average monthly census for December 2011 and January 2012 for Families with Children and Adult Families is based upon data for a partial month.