

DAILY REPORT

7/30/2021

(Data from Thursday, July 29, 2021)

SINGLE ADULTS	
Drop-in Center Clients Served	335
Drop-in Center Overnight Census	111
Faith Bed Census	18
Outreach Contacts	194
Outreach Placements	12
Safe Haven Utilization	1018
Veterans In Short-term Housing	173
Criminal Justice Short-term Housing	108

(4 of 6 sites reported)
 (4 of 6 sites reported)
 (4 of 6 sites reported)

FAMILY INTAKE	
Families Requesting Temporary Housing at PATH	94
Adult Families Requesting Temporary Housing at AFIC	19
Families Placed in Overnight Accommodations	0
Families w/children at PATH Overnight (pre 10PM)	0

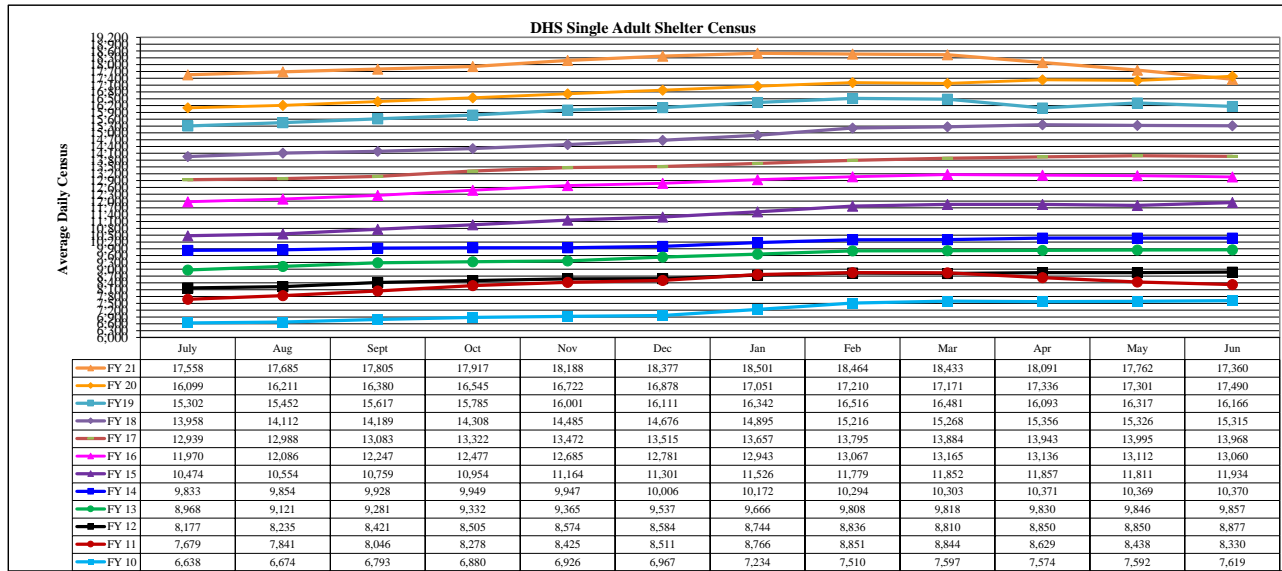
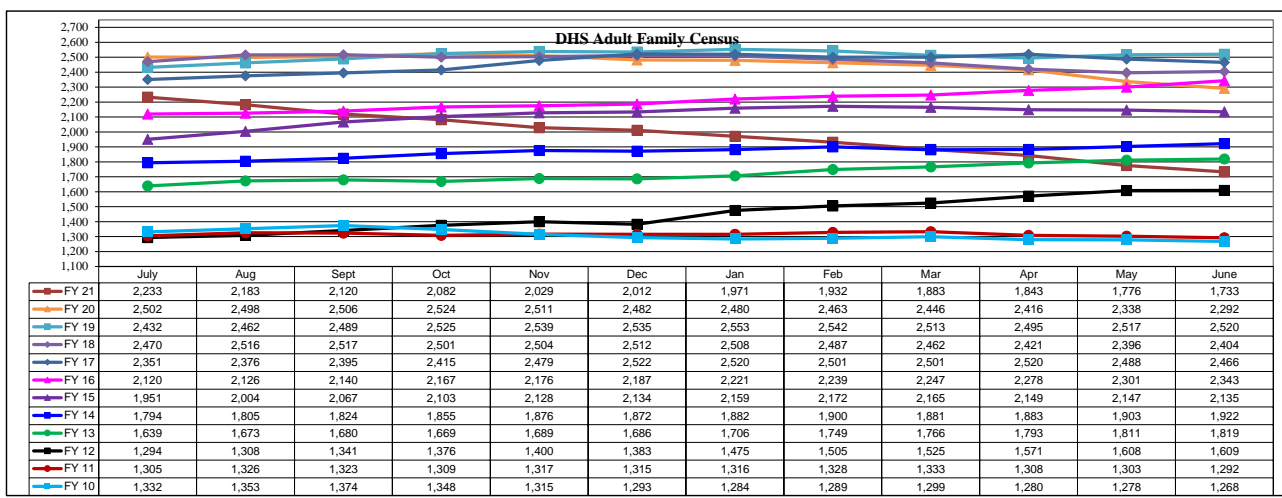
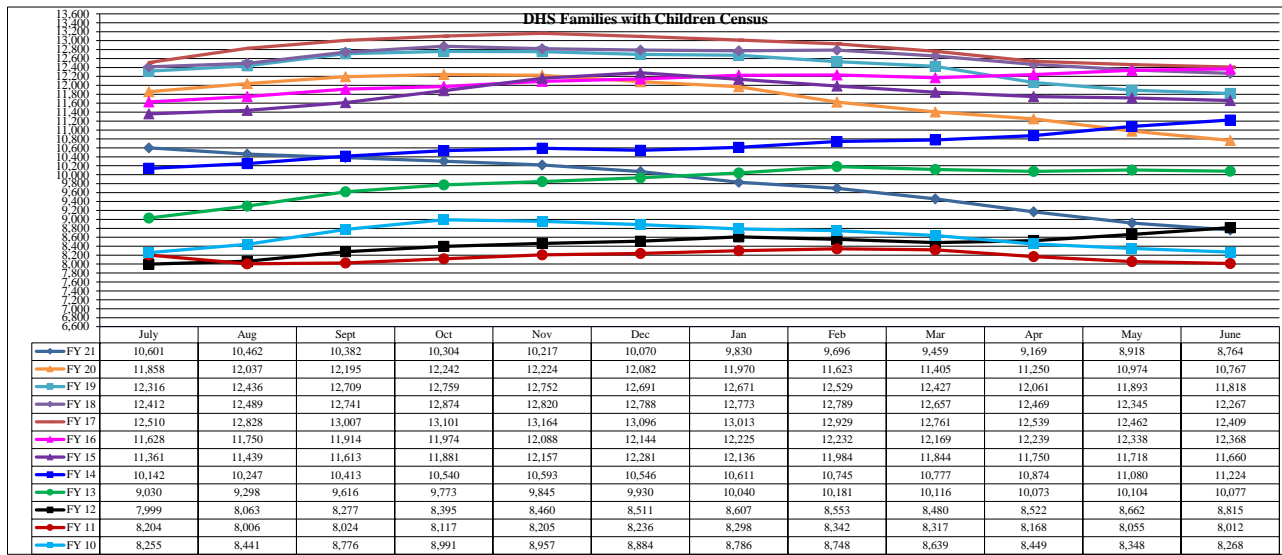
TOTAL SHELTER CENSUS	
Adults	30,691
Children	14,482
Total Individuals	45,173

SINGLE ADULTS	
Men	12,319
Women	3,989
Total Single Adults	16,308

FAMILIES WITH CHILDREN	
Families	8,299
Adults	10,935
Children	14,482
Individuals	25,417

ADULT FAMILIES CENSUS	
Families	1,640
Individuals (Adults)	3,448

x



*Due to data conversion the average monthly census for December 2011 and January 2012 for Families with Children and Adult Families is based upon data for a partial month.