

**DAILY REPORT**

1/13/2020

(Data from Sunday, January 12, 2020)

Code Blue

SINGLE ADULTS	
Drop-in Center Clients Served	634
Drop-in Center Overnight Census	260
Faith Bed Census	141
Outreach Contacts	317
Outreach Placements	10
Safe Haven Utilization	1067
Veterans In Short-term Housing	234
Criminal Justice Short-term Housing	205

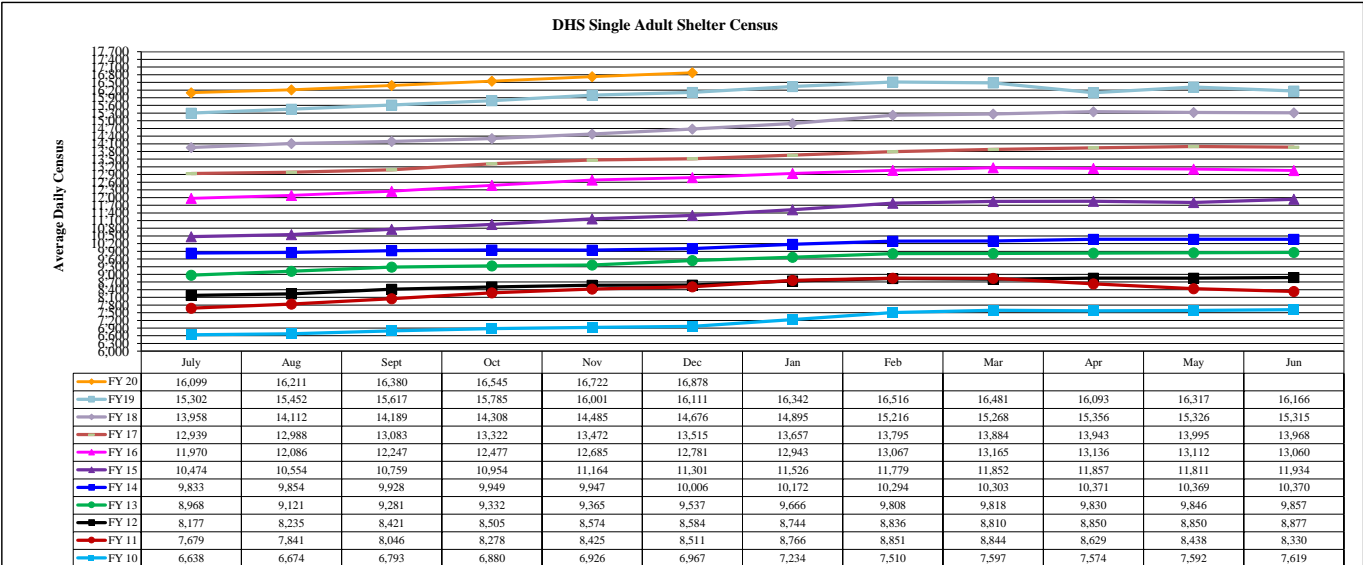
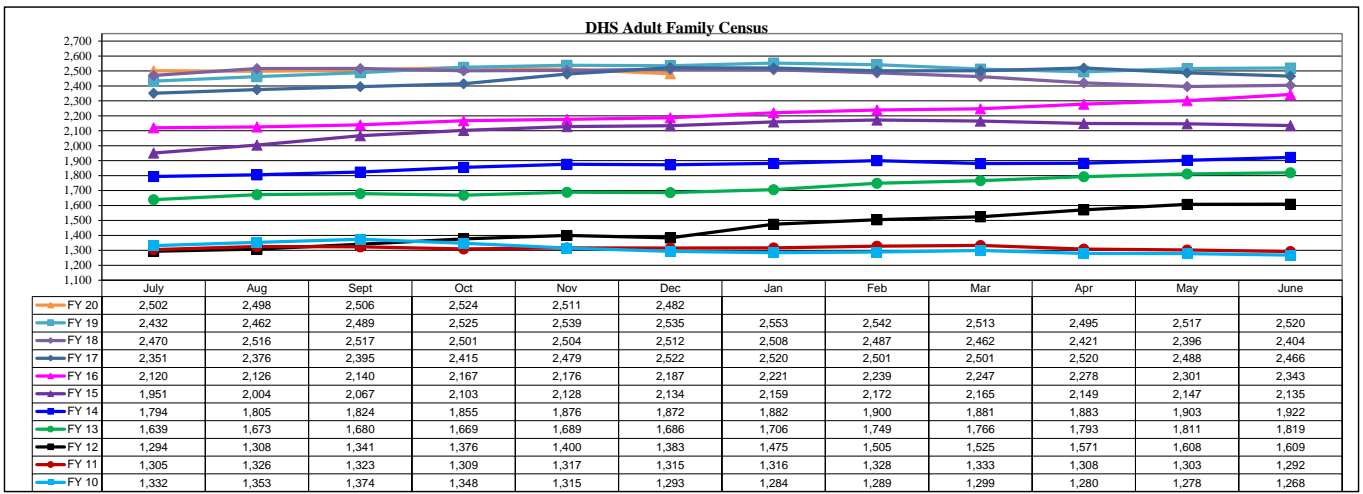
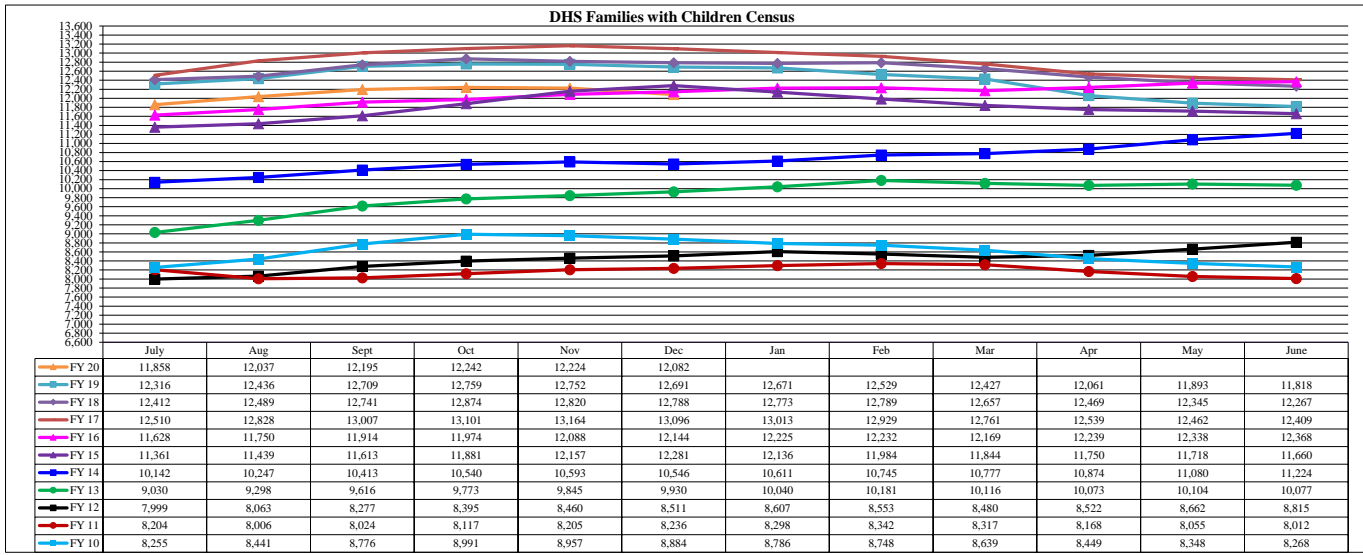
FAMILY INTAKE	
Families Requesting Temporary Housing at PATH	64
Adult Families Requesting Temporary Housing at AFIC	23
Families Placed in Overnight Accommodations	0
Families w/children at PATH Overnight (pre 10PM)	0

TOTAL SHELTER CENSUS	
Adults	38,281
Children	21,493
<b>Total Individuals</b>	<b>59,774</b>

SINGLE ADULT SHELTER CENSUS	
Men	12,383
Women	4,636
<b>Total Single Adults</b>	<b>17,019</b>

FAMILIES WITH CHILDREN CENSUS	
Families	12,023
Adults	16,092
Children	21,493
<b>Individuals</b>	<b>37,585</b>

ADULT FAMILIES CENSUS	
Families	2,458
<b>Individuals (Adults)</b>	<b>5,170</b>



\*Due to data conversion the average monthly census for December 2011 and January 2012 for Families with Children and Adult Families is based upon data for a partial month.