

**DAILY REPORT**

6/8/2023

(Data from Wednesday, June 07, 2023)

SINGLE ADULTS	
Drop-in Center Clients Served	209
Drop-in Center Overnight Census	82
Faith Bed Census	21
Outreach Contacts	410
Outreach Placements	41
Safe Haven Utilization	1551
Veterans In Short-term Housing	194
Criminal Justice Short-term Housing (Note: This count is also included in the <b>TOTAL SHELTER CENSUS</b> )	0

3 of 7 sites reporting  
 3 of 7 sites reporting  
 3 of 7 sites reporting

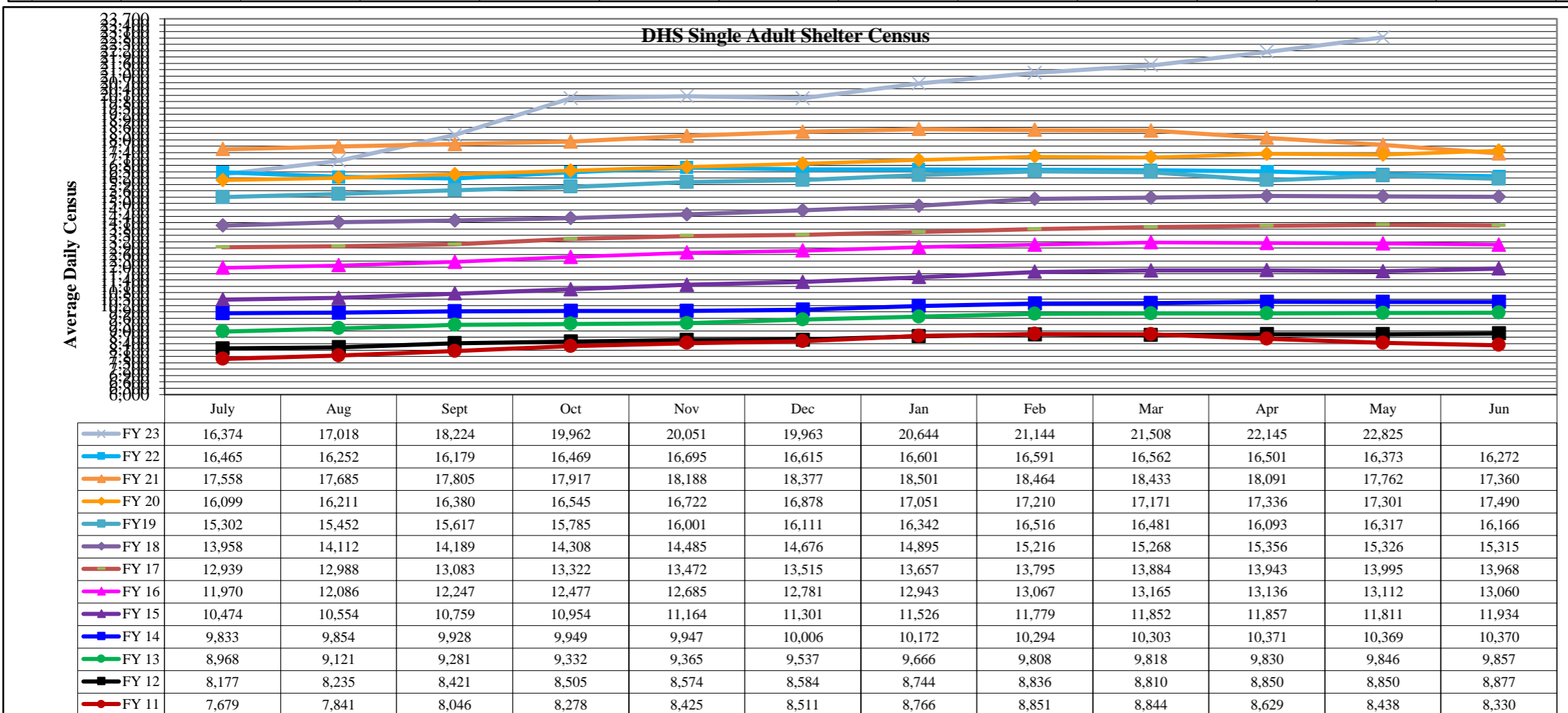
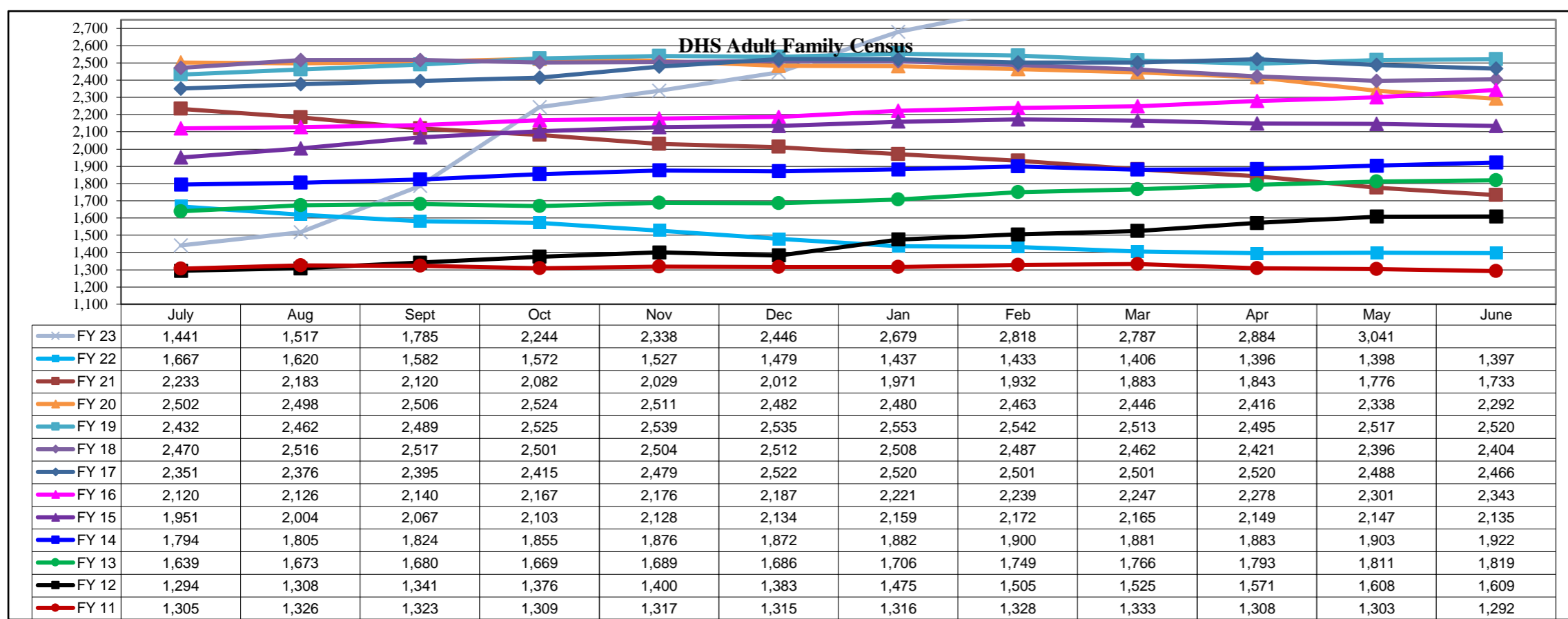
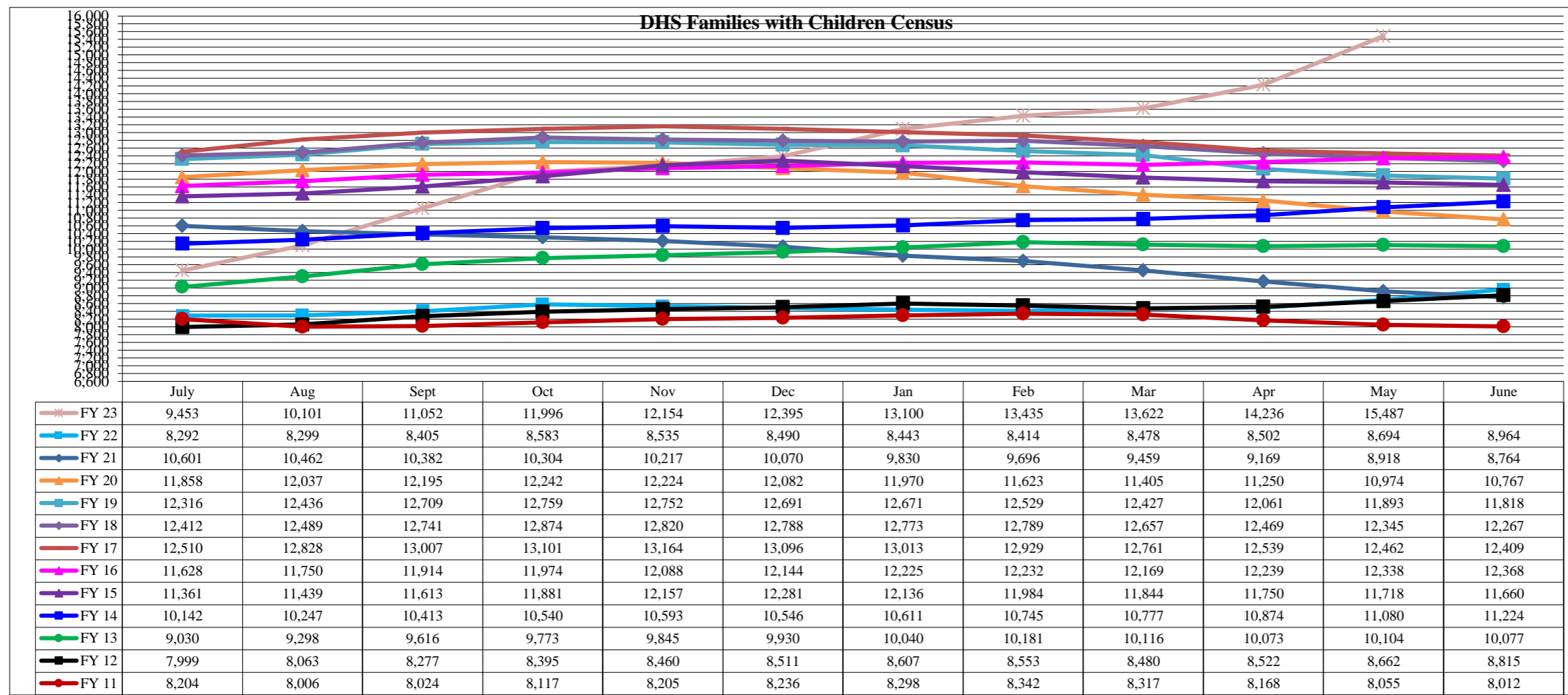
FAMILY INTAKE	
Families with Children Requesting Temporary Housing	121
Adult Families Requesting Temporary Housing	33
Families Placed in Overnight Accommodations	0
Families w/children at PATH Overnight (pre 10PM)	0

TOTAL SHELTER CENSUS	
Adults	53,693
Children	26,918
<b>Total Individuals</b>	<b>80,611</b>

SINGLE ADULTS	
Men	17,622
Women	4,656
<b>Total Single Adults</b>	<b>22,278</b>

FAMILIES WITH CHILDREN	
<b>Families</b>	15,837
Adults	24,942
Children	26,918
<b>Individuals</b>	<b>51,860</b>

ADULT FAMILIES CENSUS	
<b>Families</b>	3,055
<b>Individuals (Adults)</b>	<b>6,473</b>



\*Due to data conversion the average monthly census for December 2011 and January 2012 for Families with Children and Adult Families is based upon data for a partial month.