

**DAILY REPORT**

6/6/2023

(Data from Monday, June 05, 2023)

SINGLE ADULTS	
Drop-in Center Clients Served	382
Drop-in Center Overnight Census	120
Faith Bed Census	32
Outreach Contacts	298
Outreach Placements	28
Safe Haven Utilization	1550
Veterans In Short-term Housing	186
Criminal Justice Short-term Housing (Note: This count is also included in the <b>TOTAL SHELTER CENSUS</b> )	60

5 of 7 sites reporting  
 5 of 7 sites reporting  
 5 of 7 sites reporting

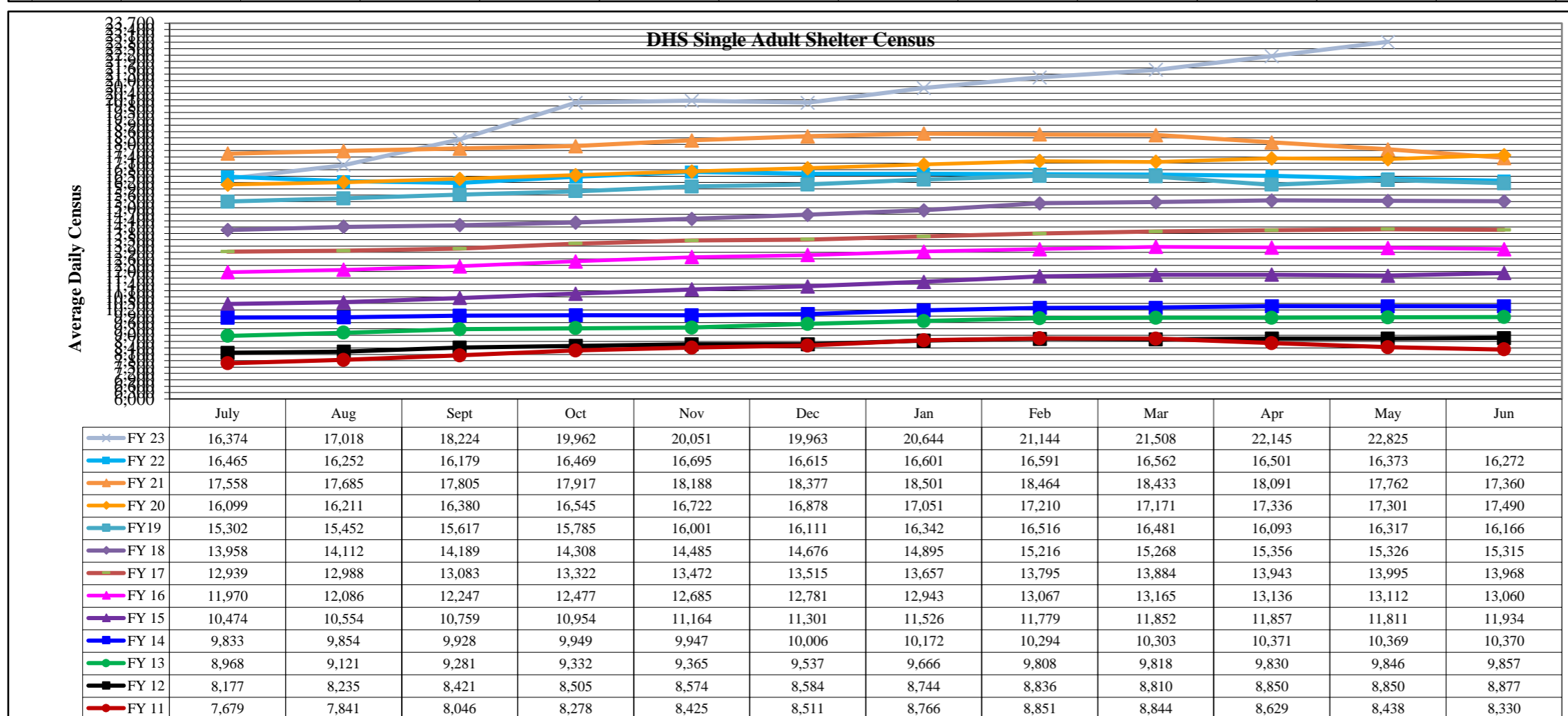
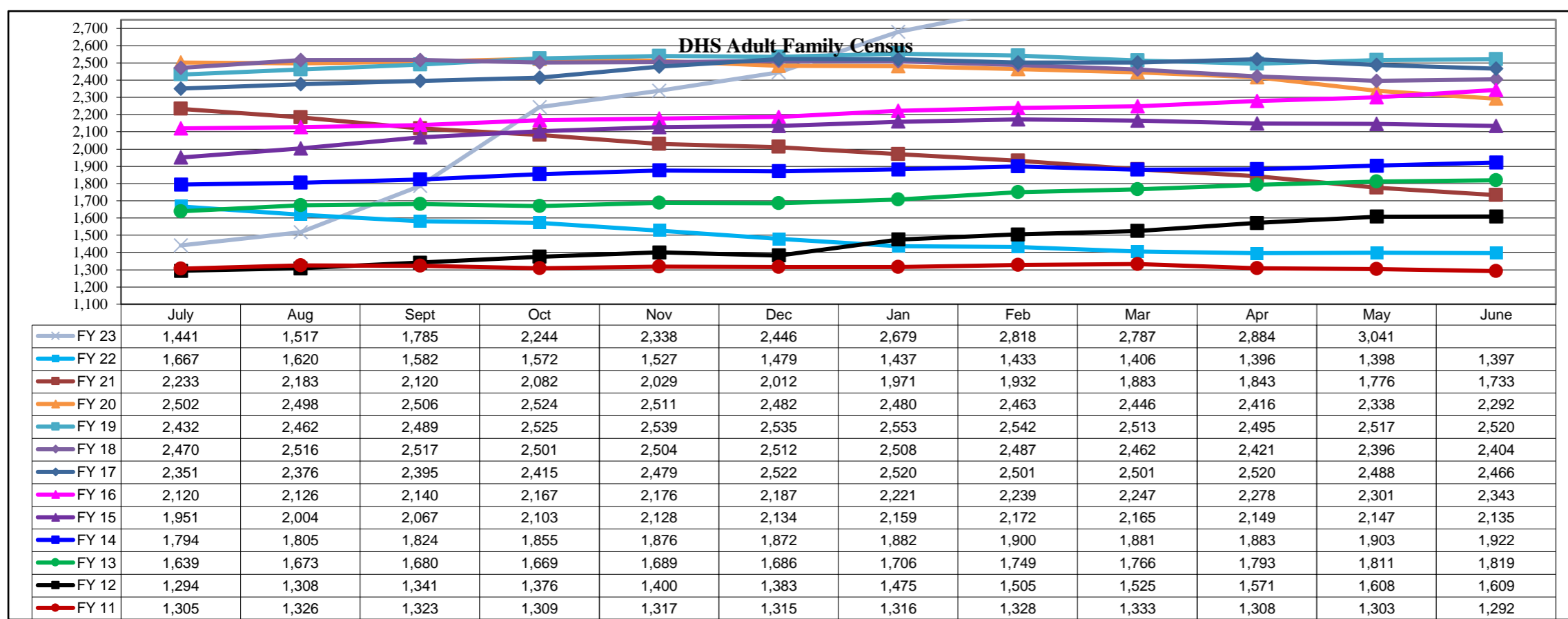
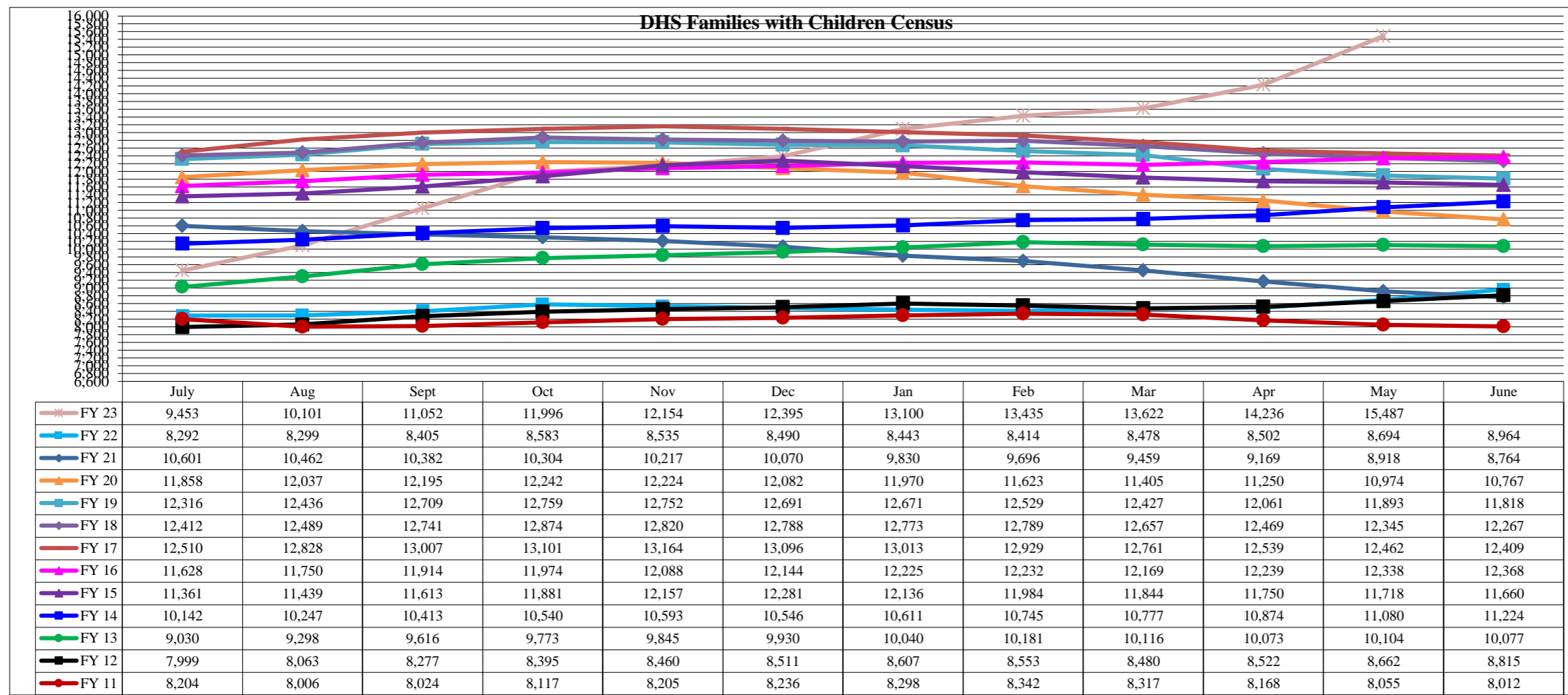
FAMILY INTAKE	
Families with Children Requesting Temporary Housing	175
Adult Families Requesting Temporary Housing	44
Families Placed in Overnight Accommodations	0
Families w/children at PATH Overnight (pre 10PM)	0

TOTAL SHELTER CENSUS	
Adults	53,582
Children	26,805
<b>Total Individuals</b>	<b>80,387</b>

SINGLE ADULTS	
Men	17,660
Women	4,621
<b>Total Single Adults</b>	<b>22,281</b>

FAMILIES WITH CHILDREN	
<b>Families</b>	15,774
Adults	24,874
Children	26,805
<b>Individuals</b>	<b>51,679</b>

ADULT FAMILIES CENSUS	
<b>Families</b>	3,034
<b>Individuals (Adults)</b>	<b>6,427</b>



\*Due to data conversion the average monthly census for December 2011 and January 2012 for Families with Children and Adult Families is based upon data for a partial month.