

**DAILY REPORT**

7/15/2022

(Data from Thursday, July 14, 2022)

SINGLE ADULTS	
Drop-in Center Clients Served	445
Drop-in Center Overnight Census	142
Faith Bed Census	14
Outreach Contacts	257
Outreach Placements	13
Safe Haven Utilization	1507
Veterans In Short-term Housing	183
Criminal Justice Short-term Housing	84

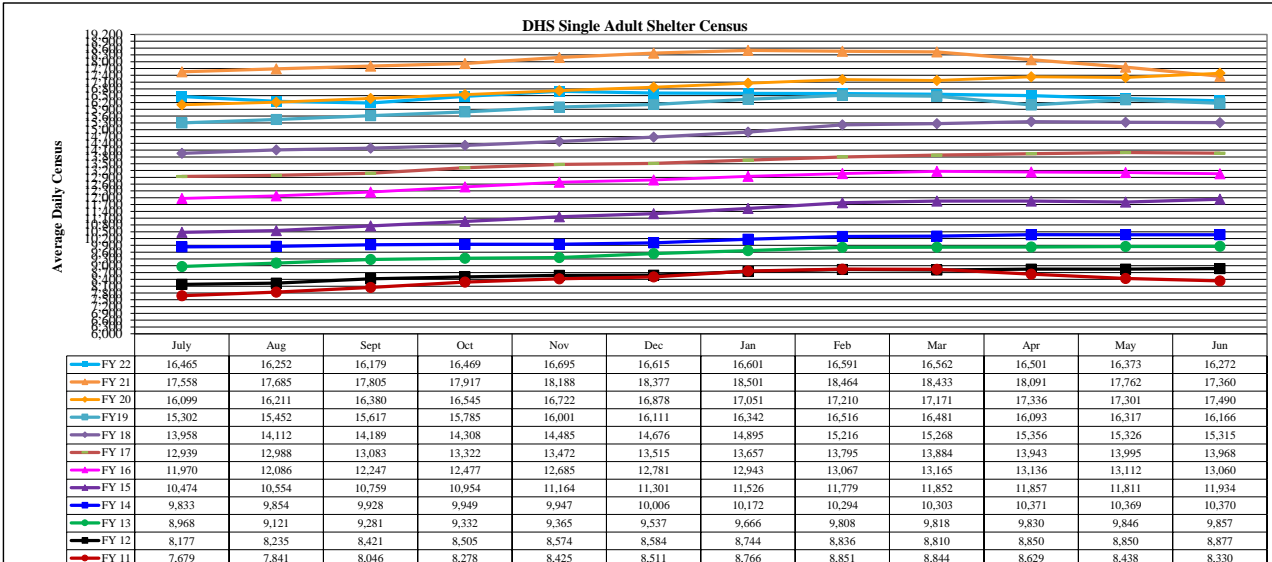
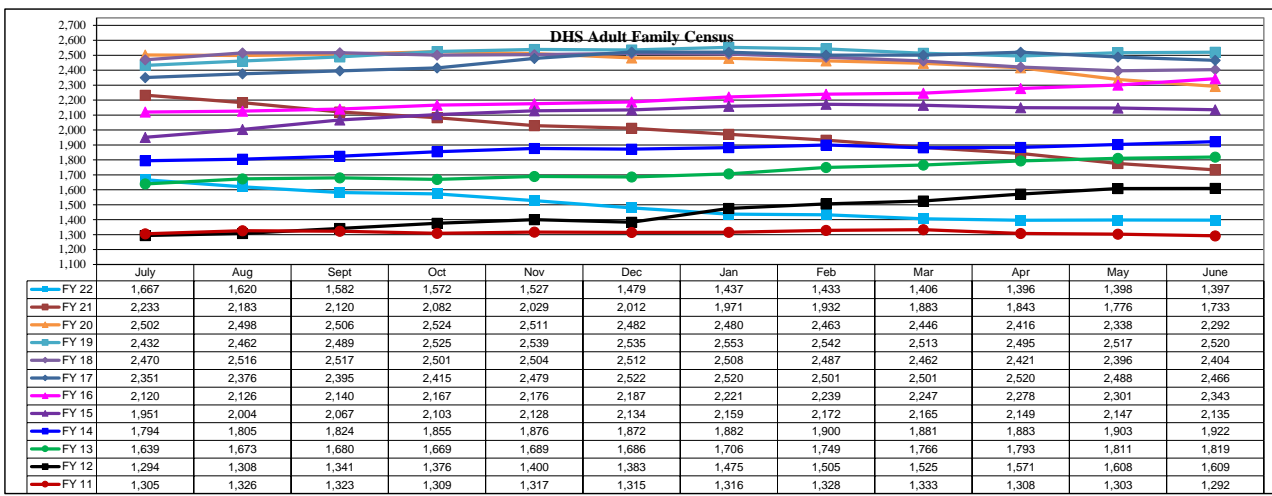
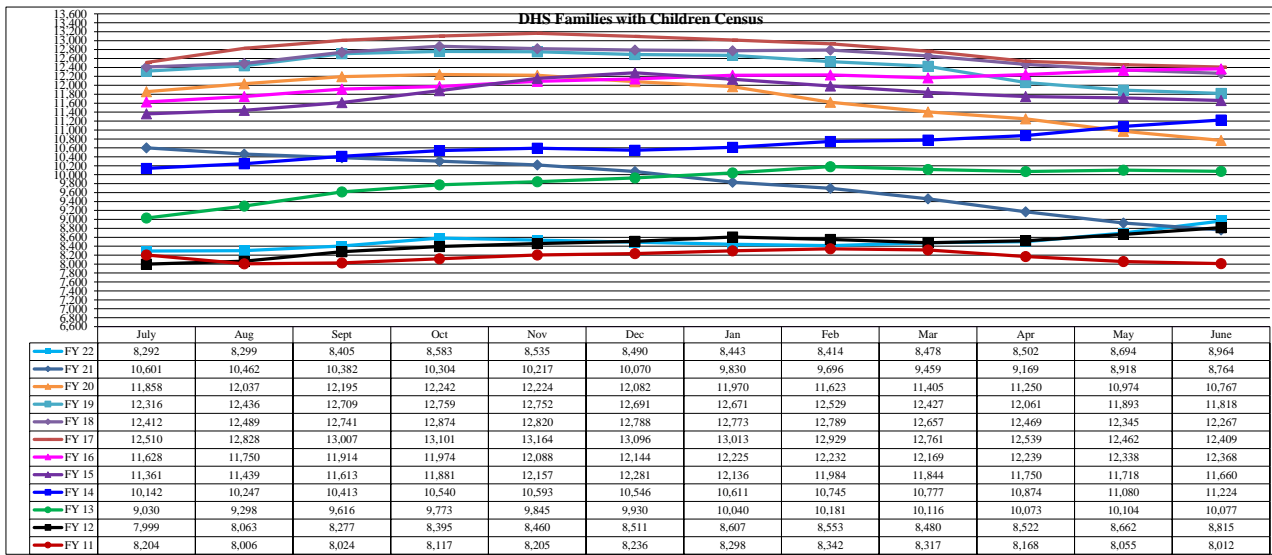
FAMILY INTAKE	
Families Requesting Temporary Housing at PATH	75
Adult Families Requesting Temporary Housing at AFIC	27
Families Placed in Overnight Accommodations	0
Families w/children at PATH Overnight (pre 10PM)	0

TOTAL SHELTER CENSUS	
Adults	32,080
Children	16,047
<b>Total Individuals</b>	<b>48,127</b>

SINGLE ADULTS	
Men	12,102
Women	4,062
<b>Total Single Adults</b>	<b>16,164</b>

FAMILIES WITH CHILDREN	
<b>Families</b>	9,400
Adults	12,896
Children	16,047
<b>Individuals</b>	<b>28,943</b>

ADULT FAMILIES CENSUS	
<b>Families</b>	1,436
<b>Individuals (Adults)</b>	<b>3,020</b>



\*Due to data conversion the average monthly census for December 2011 and January 2012 for Families with Children and Adult Families is based upon data for a partial month.