


SECTION 11 - Violent Crime Suspects By Gender

Oct 1, 2017 TO Dec 31, 2017


	FEMALE	MALE	NOT LISTED	TOTAL
001 PRECINCT	2	42	10	54
005 PRECINCT	6	75	3	84
006 PRECINCT	13	84	8	105
007 PRECINCT	19	76	13	108
009 PRECINCT	19	56	20	95
010 PRECINCT	8	39	15	62
013 PRECINCT	16	59	9	84
014 PRECINCT	22	101	5	128
017 PRECINCT	3	35	3	41
018 PRECINCT	10	66	23	99
019 PRECINCT	12	57	21	90
020 PRECINCT	2	40	8	50
022 PRECINCT	0	14	1	15
023 PRECINCT	22	83	19	124
024 PRECINCT	15	112	11	138
025 PRECINCT	15	114	24	153
026 PRECINCT	4	45	10	59
028 PRECINCT	17	75	10	102
030 PRECINCT	17	55	11	83
032 PRECINCT	35	117	20	172
033 PRECINCT	9	59	13	81
034 PRECINCT	19	125	32	176
040 PRECINCT	56	269	118	443
041 PRECINCT	19	129	13	161
042 PRECINCT	39	133	37	209
043 PRECINCT	48	244	51	343
044 PRECINCT	46	174	32	252
045 PRECINCT	16	107	20	143
046 PRECINCT	49	241	44	334
047 PRECINCT	54	214	85	353
048 PRECINCT	38	142	48	228
049 PRECINCT	22	147	16	185
050 PRECINCT	8	51	10	69



SECTION 11 - Violent Crime Suspects By Gender

Oct 1, 2017 TO Dec 31, 2017

	FEMALE	MALE	NOT LISTED	TOTAL
052 PRECINCT	32	167	73	272
060 PRECINCT	14	100	14	128
061 PRECINCT	23	104	8	135
062 PRECINCT	17	141	20	178
063 PRECINCT	13	66	13	92
066 PRECINCT	5	65	9	79
067 PRECINCT	31	172	67	270
068 PRECINCT	9	48	9	66
069 PRECINCT	27	85	32	144
070 PRECINCT	22	146	10	178
071 PRECINCT	25	152	25	202
072 PRECINCT	15	130	16	161
073 PRECINCT	46	211	44	301
075 PRECINCT	69	318	92	479
076 PRECINCT	4	34	6	44
077 PRECINCT	19	116	28	163
078 PRECINCT	7	43	5	55
079 PRECINCT	36	195	29	260
081 PRECINCT	29	104	18	151
083 PRECINCT	25	130	40	195
084 PRECINCT	11	84	18	113
088 PRECINCT	4	47	3	54
090 PRECINCT	12	76	20	108
094 PRECINCT	2	62	16	80
100 PRECINCT	5	28	1	34
101 PRECINCT	25	102	19	146
102 PRECINCT	7	79	19	105
103 PRECINCT	30	174	38	242
104 PRECINCT	12	68	20	100
105 PRECINCT	24	125	40	189
106 PRECINCT	19	105	28	152
107 PRECINCT	12	90	16	118
108 PRECINCT	7	59	7	73



SECTION 11 - Violent Crime Suspects By Gender

Oct 1, 2017 TO Dec 31, 2017

	FEMALE	MALE	NOT LISTED	TOTAL
109 PRECINCT	20	129	15	164
110 PRECINCT	9	140	42	191
111 PRECINCT	2	26	2	30
112 PRECINCT	2	20	4	26
113 PRECINCT	22	110	54	186
114 PRECINCT	22	117	33	172
115 PRECINCT	14	146	47	207
120 PRECINCT	17	71	20	108
121 PRECINCT	12	58	15	85
122 PRECINCT	12	32	1	45
123 PRECINCT	2	15	1	18
TOTAL	1,452	7,870	1,800	11,122

SECTION 12 - Violent Crime Suspects By Race


Oct 1, 2017 TO Dec 31, 2017

	AMER IND	ASIAN/PAC.ISL	BLACK	BLACK HISPANIC	WHITE	WHITE HISPANIC	NOT LISTED	TOTAL
001 PRECINCT	0	0	23	1	5	6	19	54
005 PRECINCT	0	6	56	4	2	11	5	84
006 PRECINCT	0	2	61	1	15	15	11	105
007 PRECINCT	0	6	46	8	10	23	15	108
009 PRECINCT	0	2	40	5	9	22	17	95
010 PRECINCT	0	2	29	2	11	3	15	62
013 PRECINCT	0	1	46	5	9	11	12	84
014 PRECINCT	0	3	85	3	15	14	8	128
017 PRECINCT	0	2	20	3	6	10	0	41
018 PRECINCT	0	0	54	1	11	13	20	99
019 PRECINCT	0	2	52	0	16	6	14	90
020 PRECINCT	0	0	32	3	3	4	8	50
022 PRECINCT	0	0	3	5	0	5	2	15
023 PRECINCT	0	2	71	6	3	19	23	124
024 PRECINCT	0	1	74	7	8	21	27	138
025 PRECINCT	0	0	89	6	1	35	22	153
026 PRECINCT	0	1	38	1	3	3	13	59
028 PRECINCT	0	3	76	3	3	7	10	102
030 PRECINCT	0	0	38	11	2	18	14	83
032 PRECINCT	0	0	126	1	1	11	33	172
033 PRECINCT	0	1	12	16	0	37	15	81
034 PRECINCT	0	1	32	35	5	62	41	176
040 PRECINCT	0	0	191	20	7	115	110	443
041 PRECINCT	0	1	62	14	3	46	35	161
042 PRECINCT	0	0	103	15	2	43	46	209
043 PRECINCT	0	4	148	32	3	79	77	343
044 PRECINCT	0	0	90	29	3	71	59	252
045 PRECINCT	0	3	68	8	9	21	34	143
046 PRECINCT	0	3	132	49	2	77	71	334
047 PRECINCT	1	2	219	12	11	35	73	353
048 PRECINCT	0	1	81	24	7	51	64	228
049 PRECINCT	0	2	93	18	10	45	17	185
050 PRECINCT	0	0	22	5	6	13	23	69

SECTION 12 - Violent Crime Suspects By Race

Oct 1, 2017 TO Dec 31, 2017

	AMER IND	ASIAN/PAC.ISL	BLACK	BLACK HISPANIC	WHITE	WHITE HISPANIC	NOT LISTED	TOTAL
052 PRECINCT	0	3	78	38	4	58	91	272
060 PRECINCT	0	1	69	5	10	22	21	128
061 PRECINCT	1	0	57	9	28	23	17	135
062 PRECINCT	1	11	62	5	49	27	23	178
063 PRECINCT	0	2	63	1	7	7	12	92
066 PRECINCT	0	10	14	6	17	15	17	79
067 PRECINCT	1	6	183	2	9	7	62	270
068 PRECINCT	1	4	7	1	22	10	21	66
069 PRECINCT	0	0	108	1	1	6	28	144
070 PRECINCT	0	2	141	2	9	8	16	178
071 PRECINCT	0	0	157	8	3	4	30	202
072 PRECINCT	0	20	29	10	3	74	25	161
073 PRECINCT	0	3	203	6	1	22	66	301
075 PRECINCT	4	5	266	16	5	66	117	479
076 PRECINCT	0	0	29	3	3	5	4	44
077 PRECINCT	0	2	132	2	0	5	22	163
078 PRECINCT	0	1	40	3	2	5	4	55
079 PRECINCT	0	3	176	5	6	19	51	260
081 PRECINCT	1	0	118	1	4	10	17	151
083 PRECINCT	0	0	79	14	5	63	34	195
084 PRECINCT	0	2	78	4	4	6	19	113
088 PRECINCT	0	0	40	1	4	4	5	54
090 PRECINCT	0	1	42	10	3	28	24	108
094 PRECINCT	0	0	41	1	9	8	21	80
100 PRECINCT	0	0	23	1	6	0	4	34
101 PRECINCT	0	0	93	4	5	25	19	146
102 PRECINCT	0	22	33	3	5	18	24	105
103 PRECINCT	4	20	134	8	4	23	49	242
104 PRECINCT	0	1	10	4	17	47	21	100
105 PRECINCT	2	21	119	2	0	8	37	189
106 PRECINCT	0	23	58	1	7	21	42	152
107 PRECINCT	0	13	53	4	7	20	21	118
108 PRECINCT	0	4	22	3	9	19	16	73



SECTION 12 - Violent Crime Suspects By Race

Oct 1, 2017 TO Dec 31, 2017

	AMER IND	ASIAN/PAC.ISL	BLACK	BLACK HISPANIC	WHITE	WHITE HISPANIC	NOT LISTED	TOTAL
109 PRECINCT	0	43	44	4	9	29	35	164
110 PRECINCT	1	13	25	14	4	86	48	191
111 PRECINCT	0	2	10	0	8	5	5	30
112 PRECINCT	0	1	7	5	4	5	4	26
113 PRECINCT	0	4	117	2	2	7	54	186
114 PRECINCT	0	11	59	6	12	31	53	172
115 PRECINCT	2	15	24	11	7	94	54	207
120 PRECINCT	0	1	52	3	8	25	19	108
121 PRECINCT	0	2	37	3	11	18	14	85
122 PRECINCT	0	0	19	4	16	5	1	45
123 PRECINCT	0	0	4	0	8	4	2	18
TOTAL	19	323	5,467	589	558	1,944	2,222	11,122