

**DAILY REPORT**

12/1/2022

(Data from Wednesday, November 30, 2022)

SINGLE ADULTS	
Drop-in Center Clients Served	413
Drop-in Center Overnight Census	127
Faith Bed Census	14
Outreach Contacts	364
Outreach Placements	25
Safe Haven Utilization	1488
Veterans In Short-term Housing	228
Criminal Justice Short-term Housing (Note: This count is also included in the <b>TOTAL SHELTER CENSUS</b> )	162

4 of 5 sites reporting  
 4 of 5 sites reporting  
 4 of 5 sites reporting

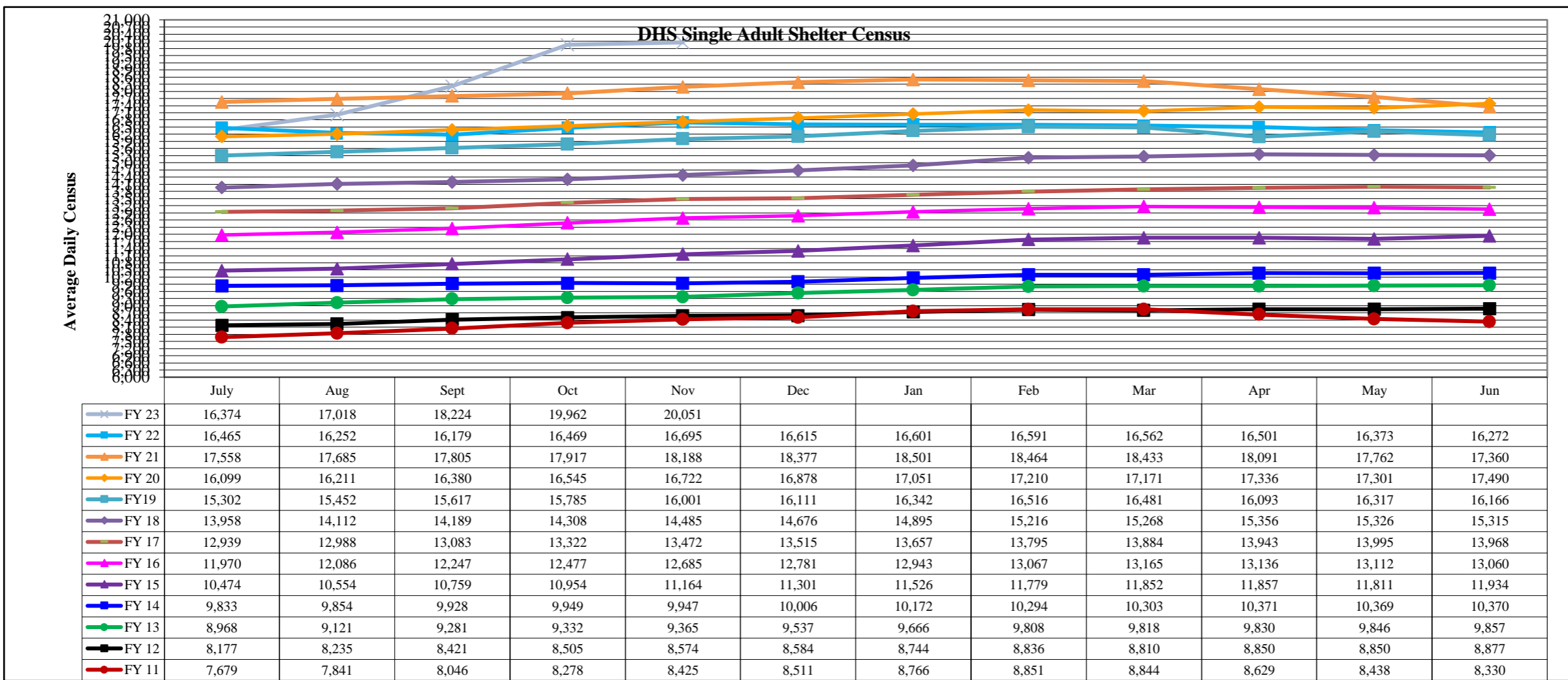
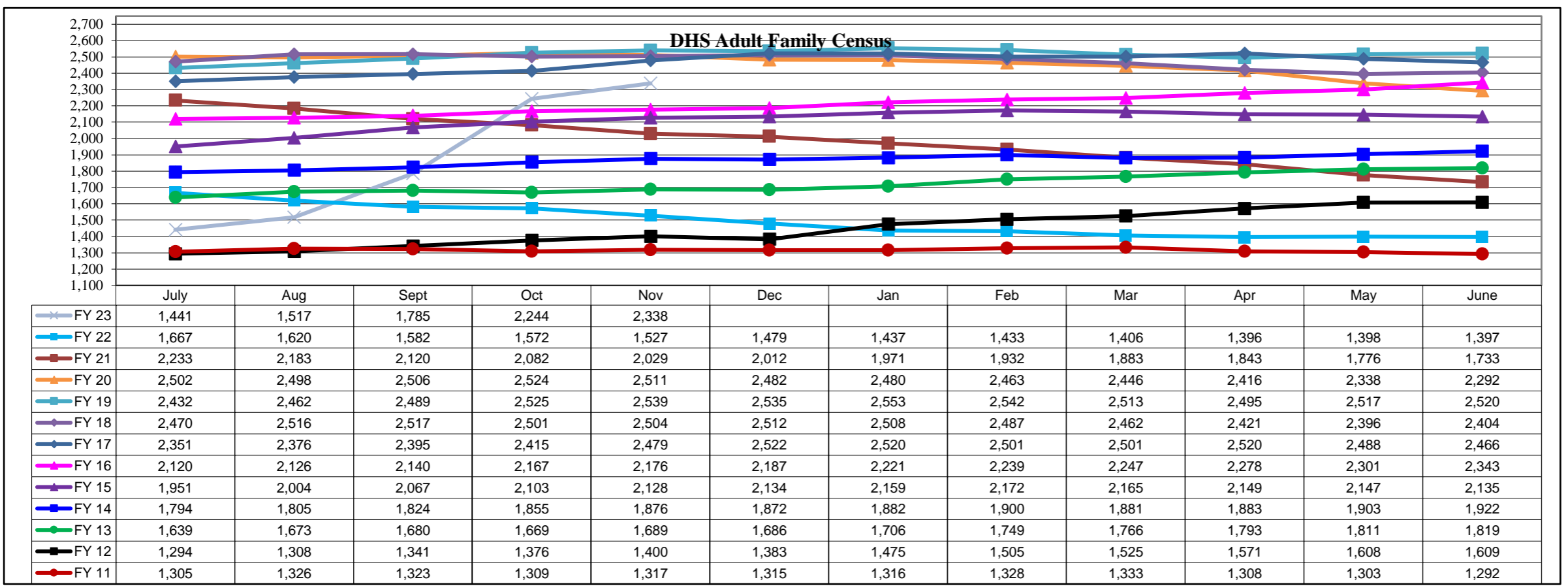
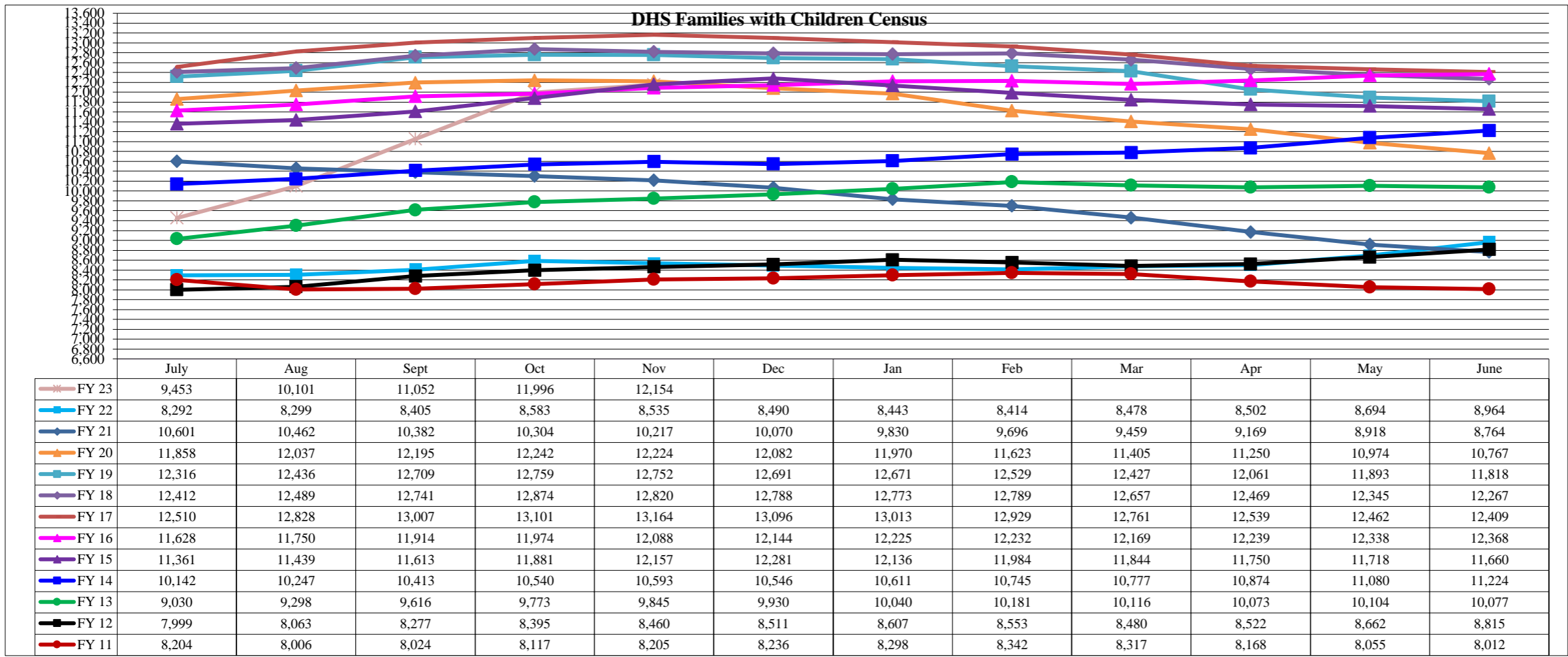
FAMILY INTAKE	
Families with Children Requesting Temporary Housing	129
Adult Families Requesting Temporary Housing	33
Families Placed in Overnight Accommodations	0
Families w/children at PATH Overnight (pre 10PM)	0

TOTAL SHELTER CENSUS	
Adults	43,157
Children	20,918
<b>Total Individuals</b>	<b>64,075</b>

SINGLE ADULTS	
Men	15,606
Women	4,408
<b>Total Single Adults</b>	<b>20,014</b>

FAMILIES WITH CHILDREN	
<b>Families</b>	12,229
Adults	18,201
Children	20,918
<b>Individuals</b>	<b>39,119</b>

ADULT FAMILIES CENSUS	
<b>Families</b>	2,329
<b>Individuals (Adults)</b>	<b>4,942</b>



\*Due to data conversion the average monthly census for December 2011 and January 2012 for Families with Children and Adult Families is based upon data for a partial month.