

DAILY REPORT

3/26/2021

(Data from Thursday, March 25, 2021)

SINGLE ADULTS	
Drop-in Center Clients Served	439
Drop-in Center Overnight Census	125
Faith Bed Census	27
Outreach Contacts	334
Outreach Placements	11
Safe Haven Utilization	1141
Veterans In Short-term Housing	209
Criminal Justice Short-term Housing	91

FAMILY INTAKE	
Families Requesting Temporary Housing at PATH	109
Adult Families Requesting Temporary Housing at AFIC	5
Families Placed in Overnight Accommodations	0
Families w/children at PATH Overnight (pre 10PM)	0

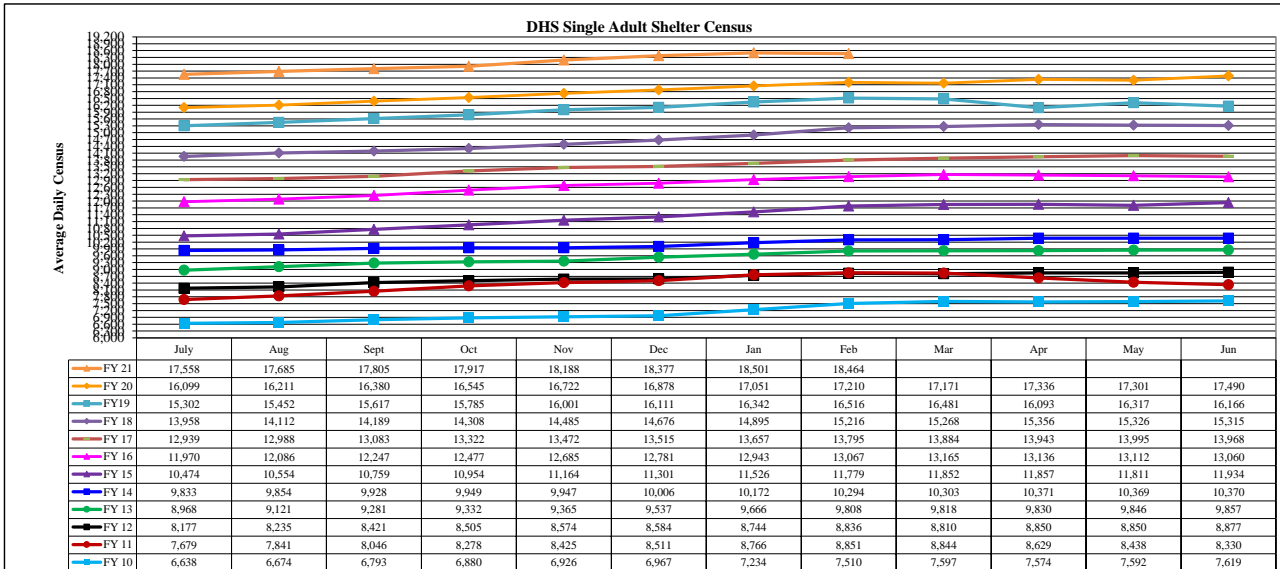
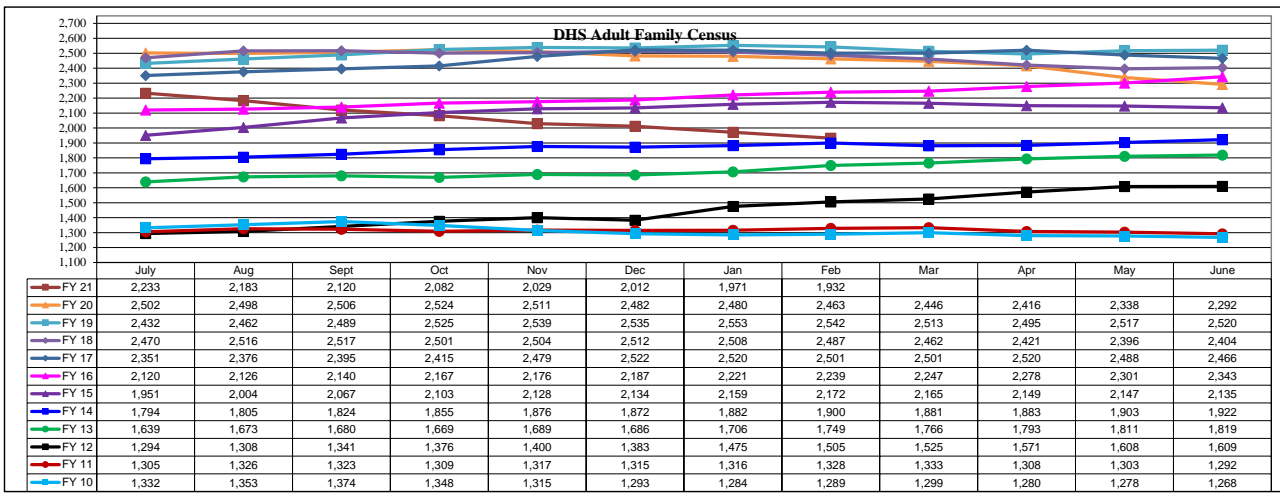
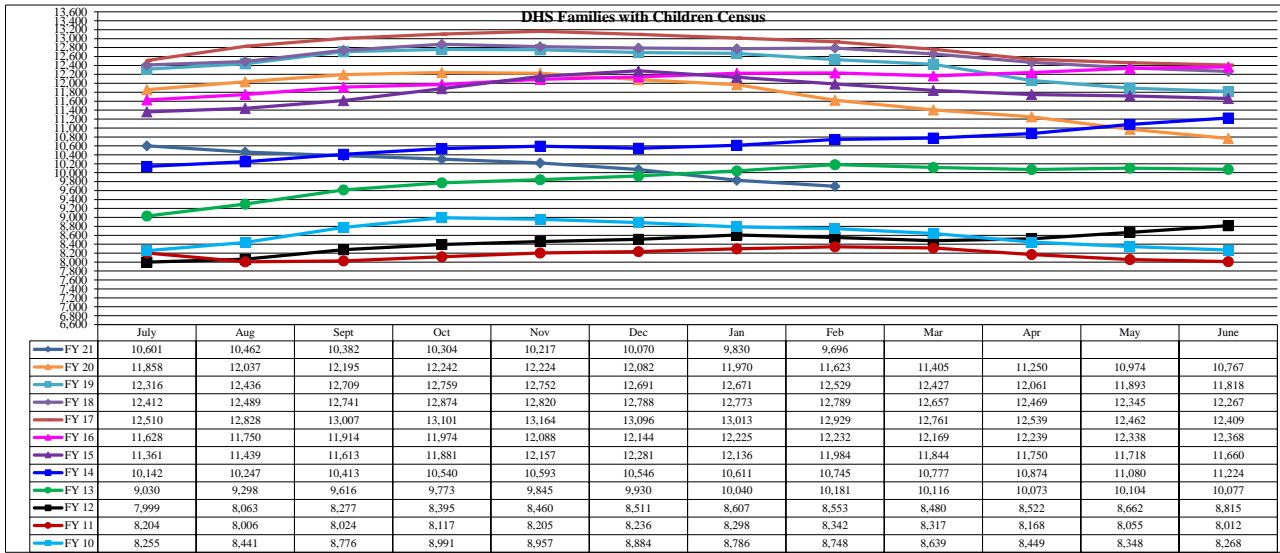
TOTAL SHELTER CENSUS	
Adults	34,693
Children	16,311
Total Individuals	51,004

SINGLE ADULTS	
Men	13,879
Women	4,517
Total Single Adults	18,396

FAMILIES WITH CHILDREN	
Families	9,352
Adults	12,329
Children	16,311
Individuals	28,640

ADULT FAMILIES CENSUS	
Families	1,879
Individuals (Adults)	3,968

x



*Due to data conversion the average monthly census for December 2011 and January 2012 for Families with Children and Adult Families is based upon data for a partial month.