

DAILY REPORT

1/2/2020

(Data from Wednesday, January 01, 2020)

Code Blue

SINGLE ADULTS	
Drop-in Center Clients Served	655
Drop-in Center Overnight Census	242
Faith Bed Census	141
Outreach Contacts	288
Outreach Placements	6
Safe Haven Utilization	1065
Veterans In Short-term Housing	228
Criminal Justice Short-term Housing	202

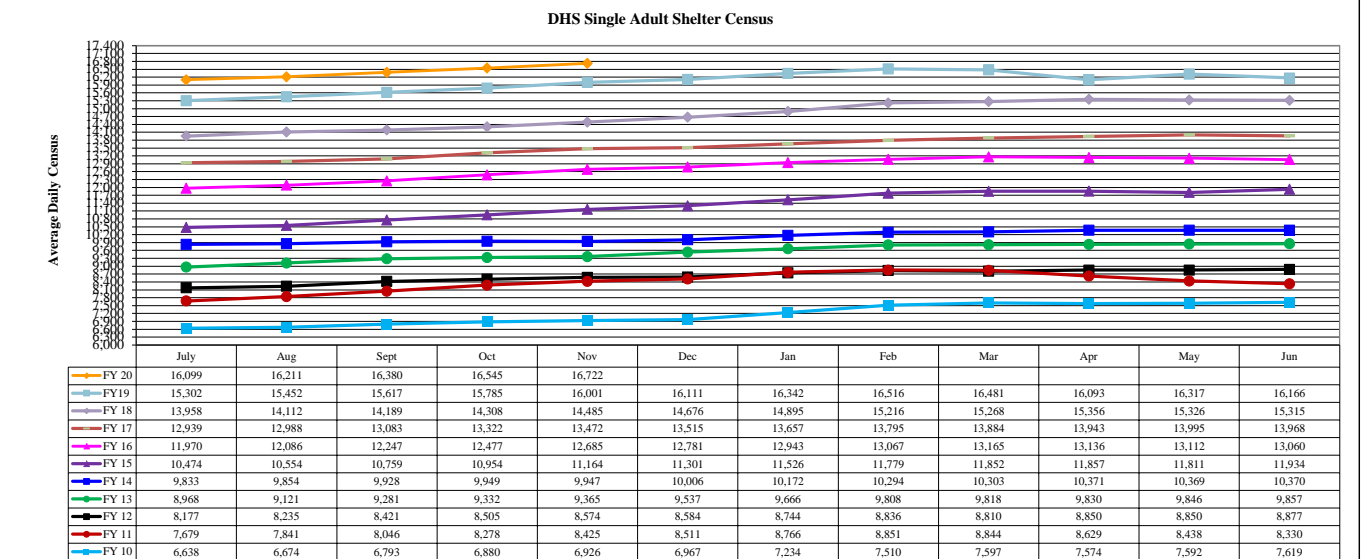
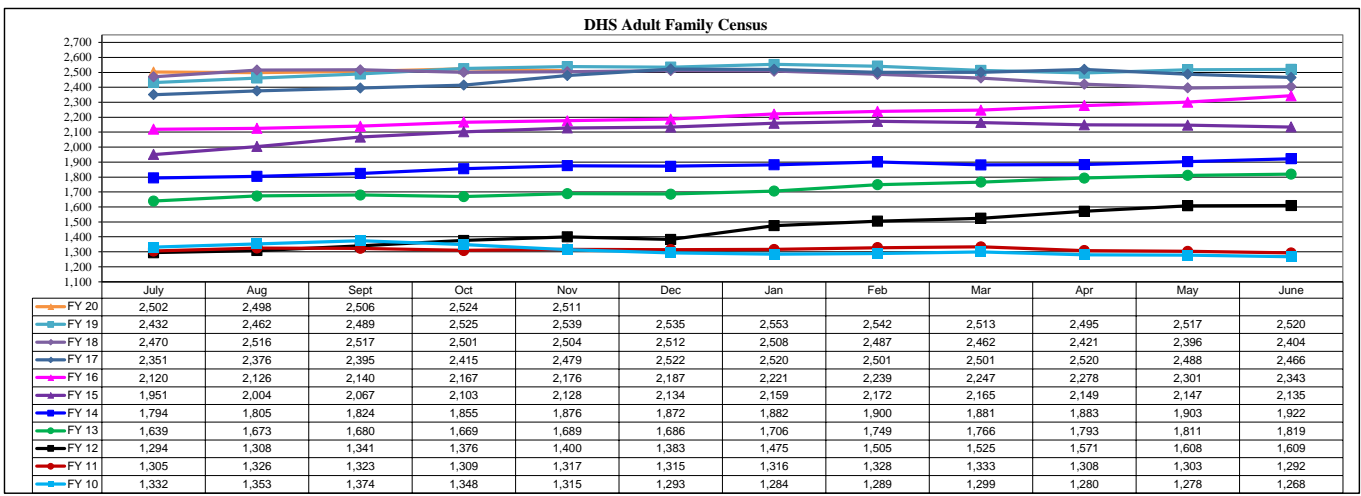
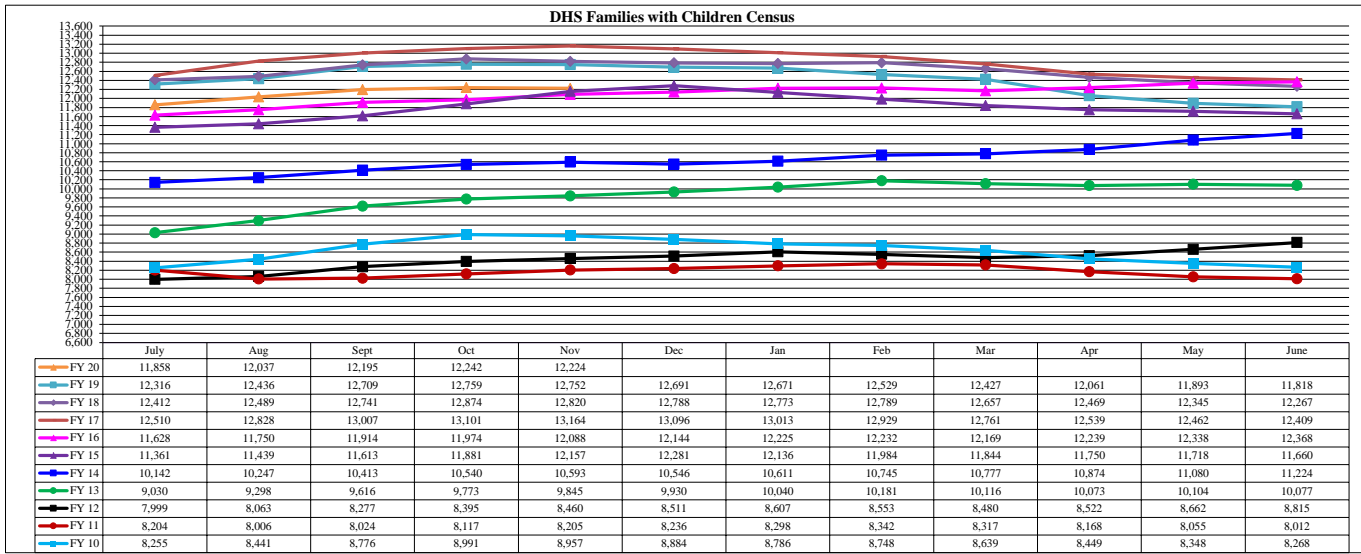
FAMILY INTAKE	
Families Requesting Temporary Housing at PATH	35
Adult Families Requesting Temporary Housing at AFIC	6
Families Placed in Overnight Accommodations	0
Families w/children at PATH Overnight (pre 10PM)	0

TOTAL SHELTER CENSUS	
Adults	38,026
Children	21,352
Total Individuals	59,378

SINGLE ADULT SHELTER CENSUS	
Men	12,213
Women	4,569
Total Single Adults	16,782

FAMILIES WITH CHILDREN CENSUS	
Families	11,947
Adults	16,016
Children	21,352
Individuals	37,368

ADULT FAMILIES CENSUS	
Families	2,485
Individuals (Adults)	5,228



*Due to data conversion the average monthly census for December 2011 and January 2012 for Families with Children and Adult Families is based upon data for a partial month.

DAILY REPORT

1/3/2020

(Data from Thursday, January 02, 2020)

SINGLE ADULTS	
Drop-in Center Clients Served	636
Drop-in Center Overnight Census	262
Faith Bed Census	153
Outreach Contacts	374
Outreach Placements	17
Safe Haven Utilization	1069
Veterans In Short-term Housing	236
Criminal Justice Short-term Housing	211

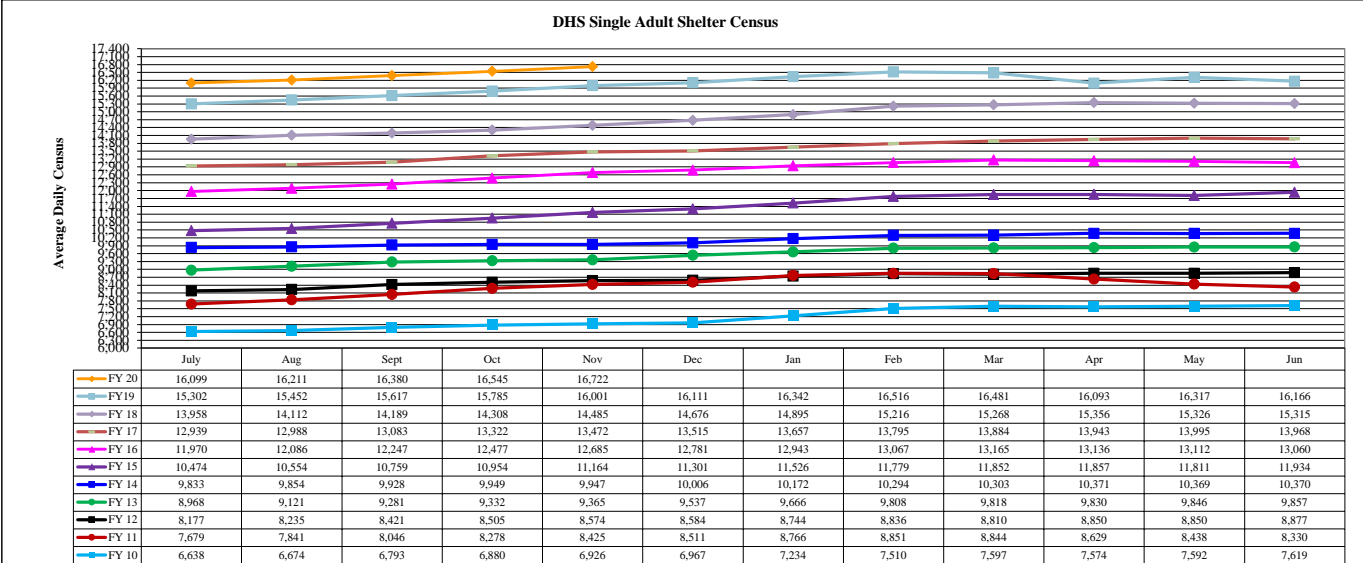
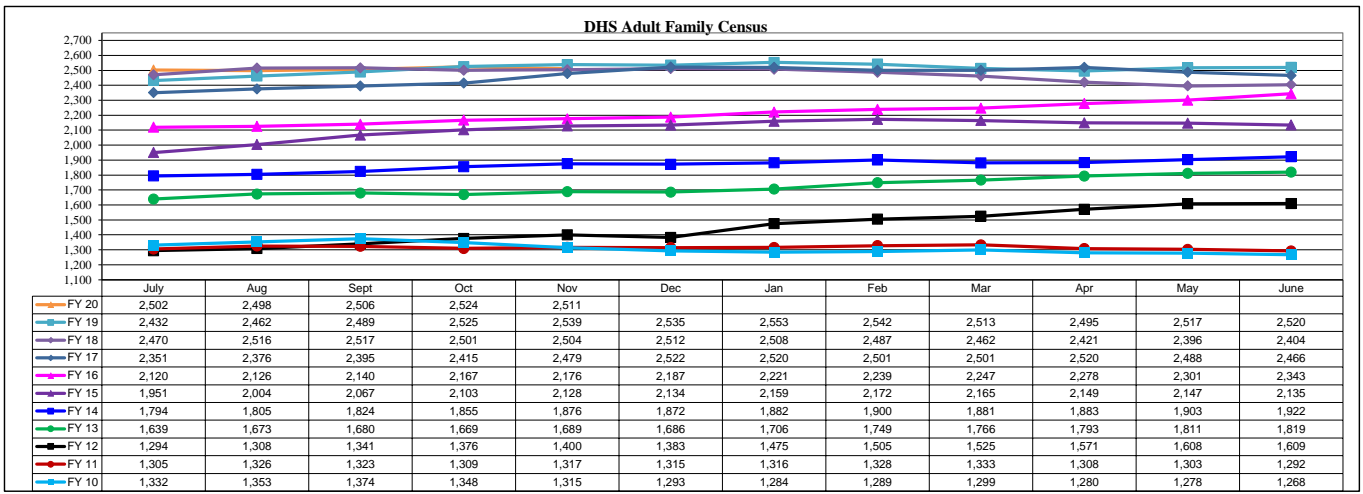
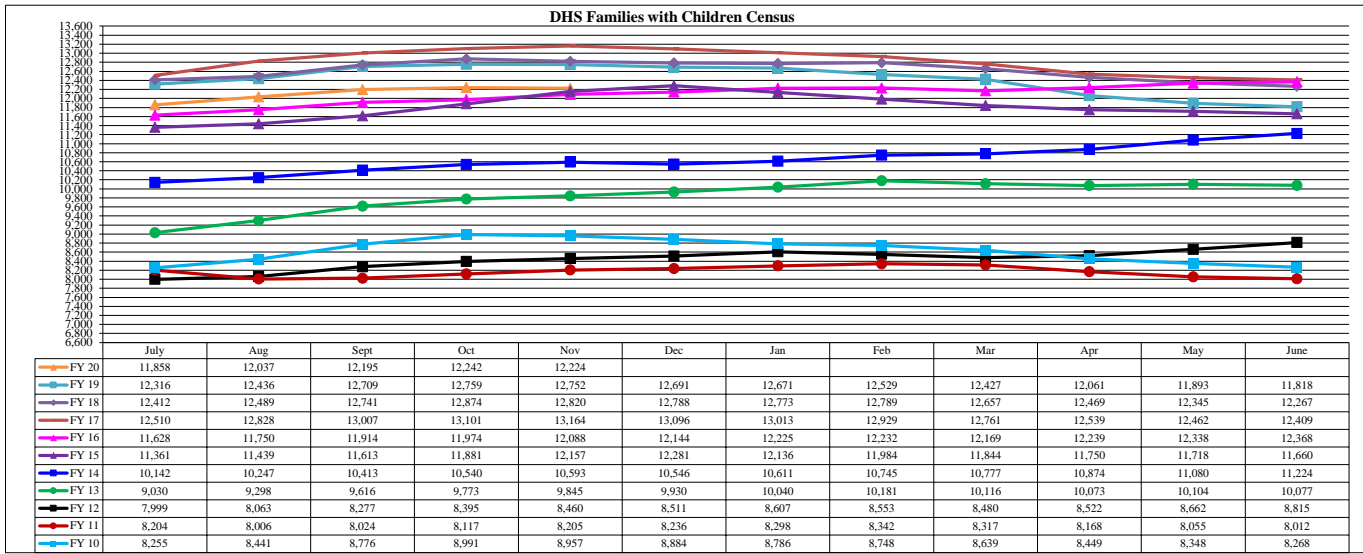
FAMILY INTAKE	
Families Requesting Temporary Housing at PATH	108
Adult Families Requesting Temporary Housing at AFIC	23
Families Placed in Overnight Accommodations	0
Families w/children at PATH Overnight (pre 10PM)	0

TOTAL SHELTER CENSUS	
Adults	38,039
Children	21,341
Total Individuals	59,380

SINGLE ADULT SHELTER CENSUS	
Men	12,213
Women	4,584
Total Single Adults	16,797

FAMILIES WITH CHILDREN CENSUS	
Families	11,943
Adults	16,014
Children	21,341
Individuals	37,355

ADULT FAMILIES CENSUS	
Families	2,485
Individuals (Adults)	5,228



*Due to data conversion the average monthly census for December 2011 and January 2012 for Families with Children and Adult Families is based upon data for a partial month.

DAILY REPORT

1/6/2020

(Data from Sunday, January 05, 2020)

Code Blue

SINGLE ADULTS	
Drop-in Center Clients Served	659
Drop-in Center Overnight Census	270
Faith Bed Census	145
Outreach Contacts	323
Outreach Placements	12
Safe Haven Utilization	1067
Veterans In Short-term Housing	237
Criminal Justice Short-term Housing	208

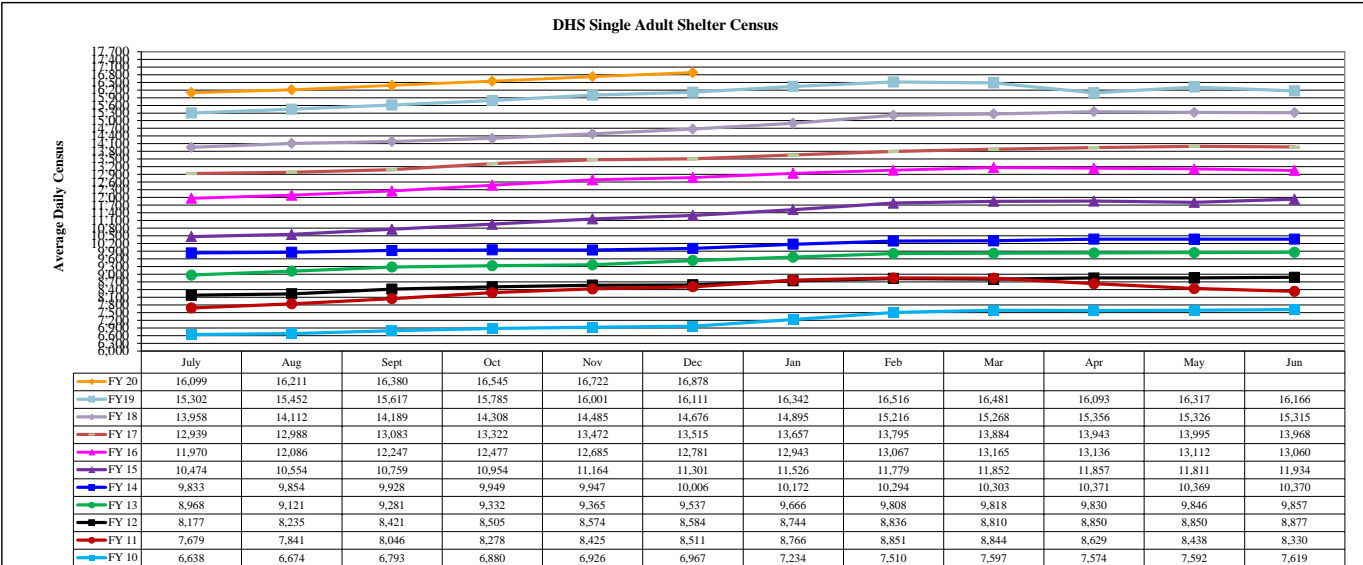
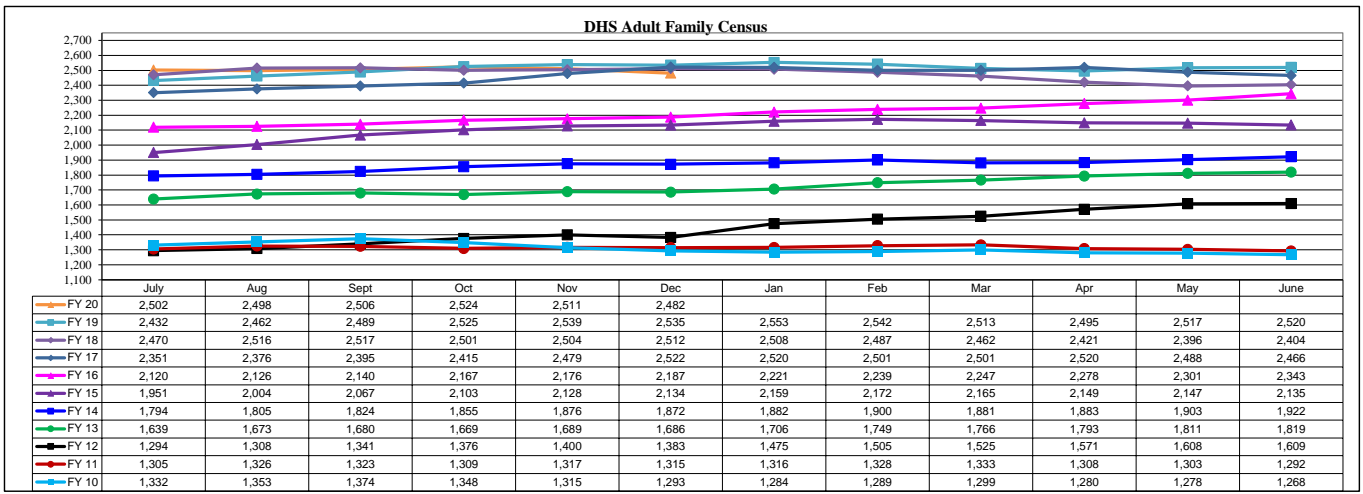
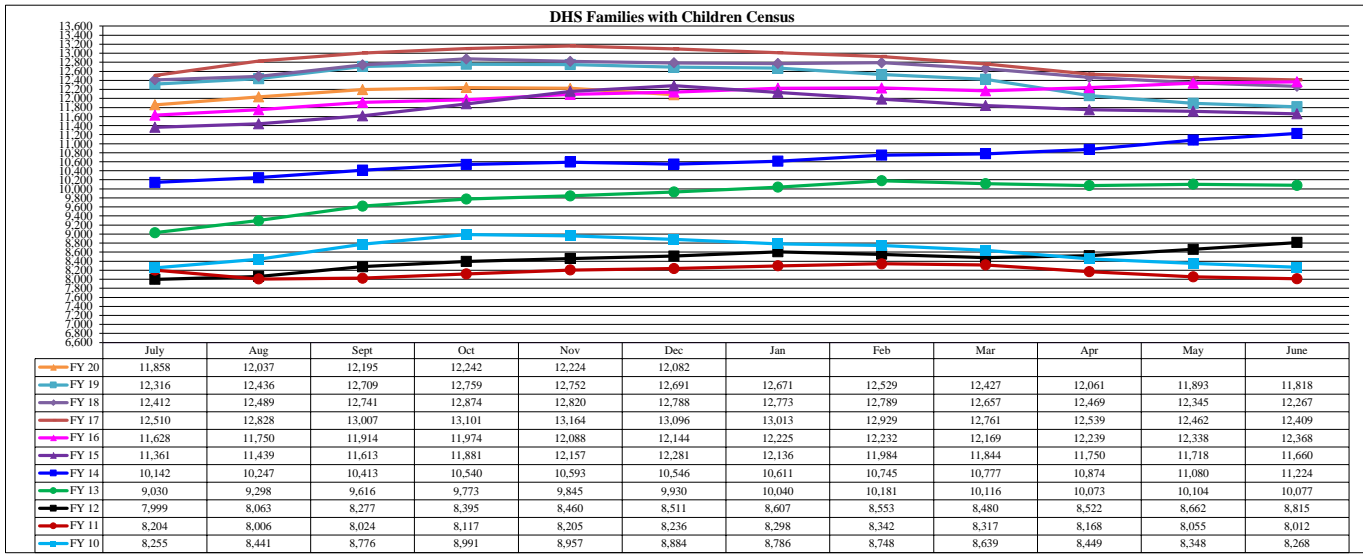
FAMILY INTAKE	
Families Requesting Temporary Housing at PATH	84
Adult Families Requesting Temporary Housing at AFIC	20
Families Placed in Overnight Accommodations	0
Families w/children at PATH Overnight (pre 10PM)	0

TOTAL SHELTER CENSUS	
Adults	38,174
Children	21,367
Total Individuals	59,541

SINGLE ADULT SHELTER CENSUS	
Men	12,293
Women	4,606
Total Single Adults	16,899

FAMILIES WITH CHILDREN CENSUS	
Families	11,957
Adults	16,050
Children	21,367
Individuals	37,417

ADULT FAMILIES CENSUS	
Families	2,483
Individuals (Adults)	5,225



*Due to data conversion the average monthly census for December 2011 and January 2012 for Families with Children and Adult Families is based upon data for a partial month.

DAILY REPORT

1/7/2020

(Data from Monday, January 06, 2020)

Code Blue

SINGLE ADULTS	
Drop-in Center Clients Served	685
Drop-in Center Overnight Census	256
Faith Bed Census	188
Outreach Contacts	345
Outreach Placements	21
Safe Haven Utilization	1067
Veterans In Short-term Housing	239
Criminal Justice Short-term Housing	211

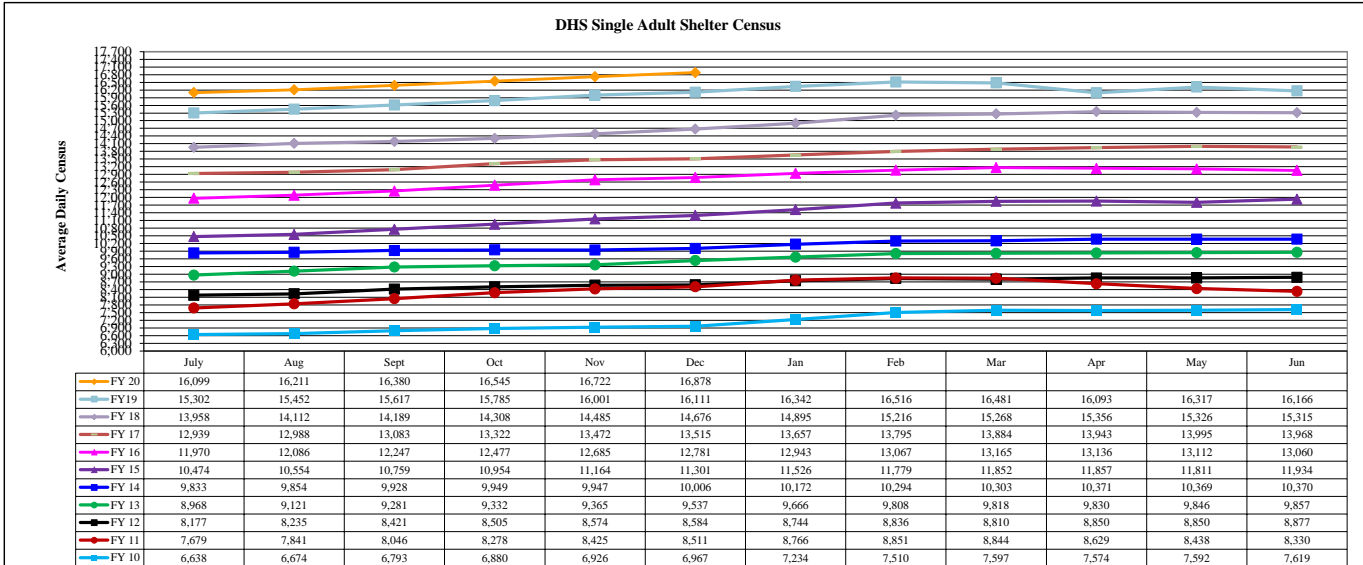
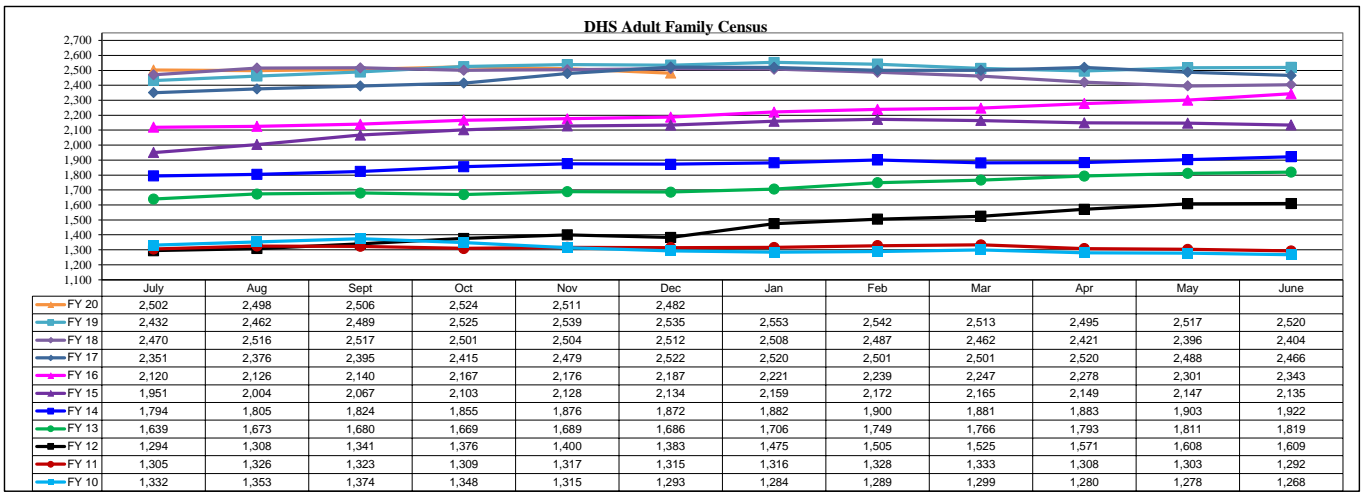
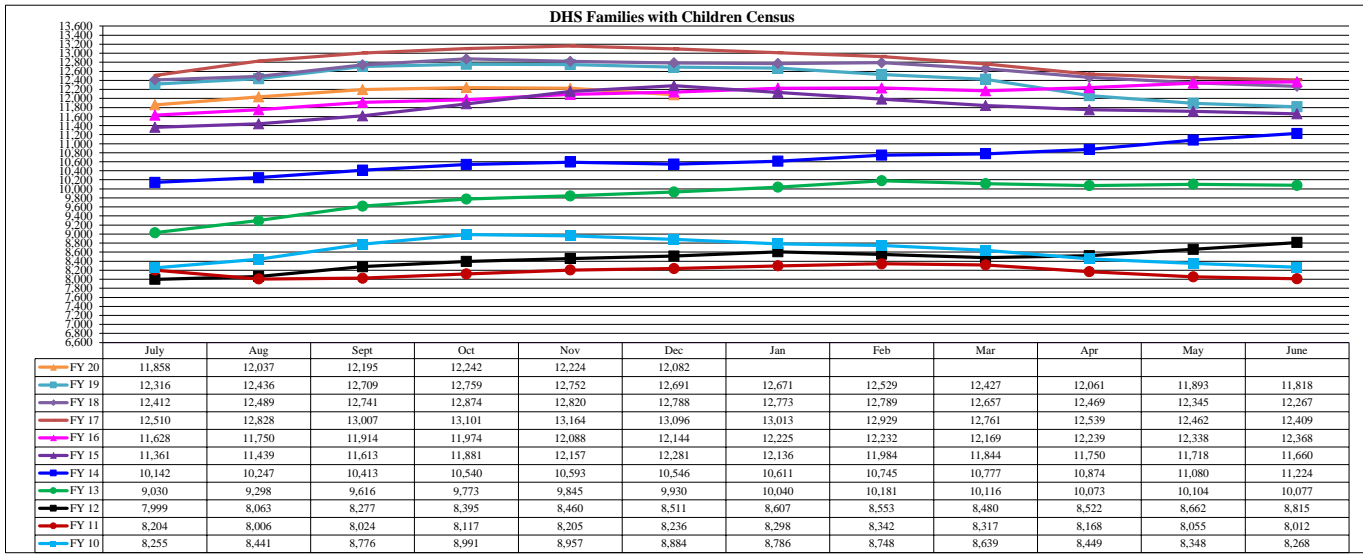
FAMILY INTAKE	
Families Requesting Temporary Housing at PATH	138
Adult Families Requesting Temporary Housing at AFIC	17
Families Placed in Overnight Accommodations	0
Families w/children at PATH Overnight (pre 10PM)	0

TOTAL SHELTER CENSUS	
Adults	38,171
Children	21,327
Total Individuals	59,498

SINGLE ADULT SHELTER CENSUS	
Men	12,327
Women	4,611
Total Single Adults	16,938

FAMILIES WITH CHILDREN CENSUS	
Families	11,934
Adults	16,007
Children	21,327
Individuals	37,334

ADULT FAMILIES CENSUS	
Families	2,483
Individuals (Adults)	5,226



*Due to data conversion the average monthly census for December 2011 and January 2012 for Families with Children and Adult Families is based upon data for a partial month.

DAILY REPORT

1/8/2020

(Data from Tuesday, January 07, 2020)

Code Blue

SINGLE ADULTS	
Drop-in Center Clients Served	632
Drop-in Center Overnight Census	243
Faith Bed Census	189
Outreach Contacts	399
Outreach Placements	16
Safe Haven Utilization	1067
Veterans In Short-term Housing	233
Criminal Justice Short-term Housing	213

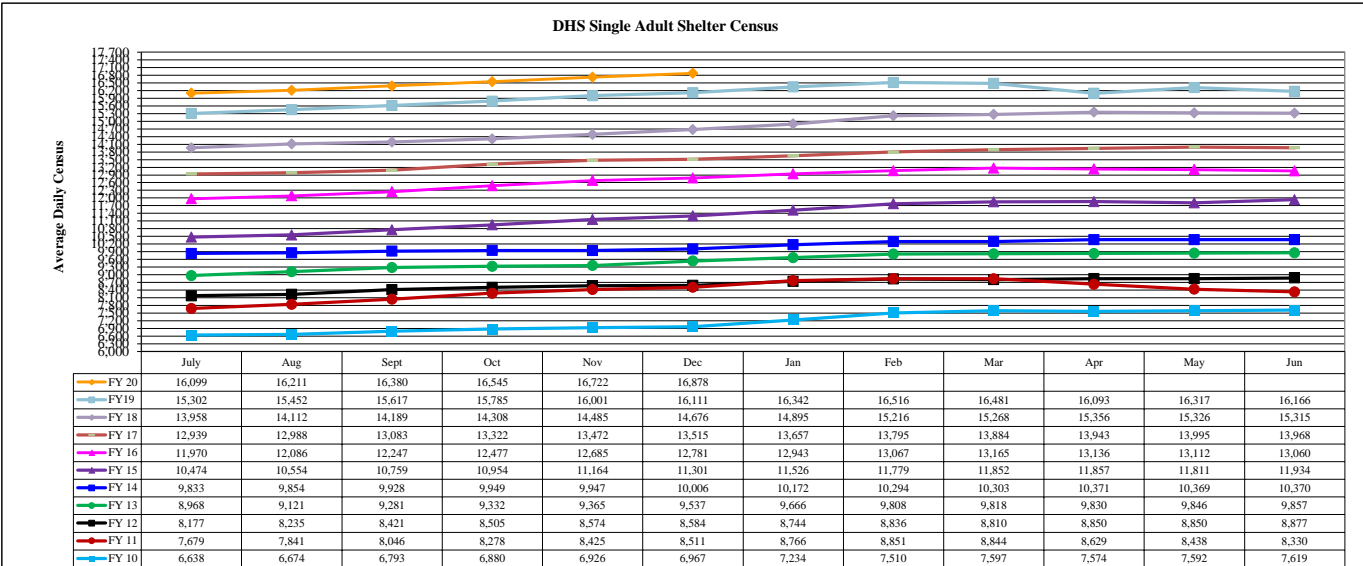
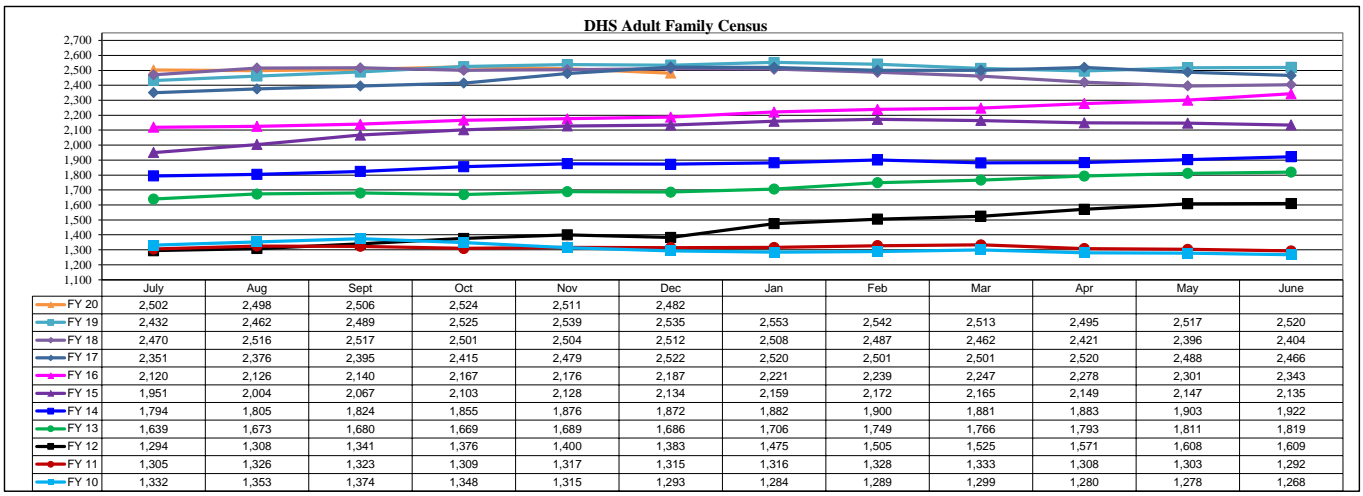
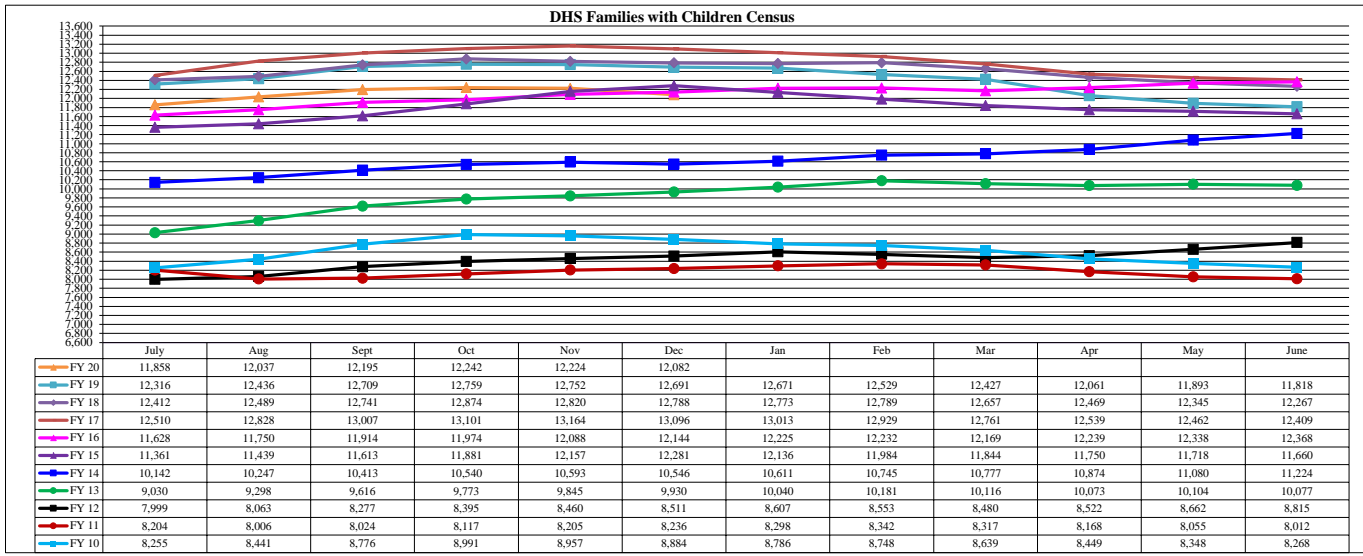
FAMILY INTAKE	
Families Requesting Temporary Housing at PATH	119
Adult Families Requesting Temporary Housing at AFIC	25
Families Placed in Overnight Accommodations	0
Families w/children at PATH Overnight (pre 10PM)	0

TOTAL SHELTER CENSUS	
Adults	38,236
Children	21,347
Total Individuals	59,583

SINGLE ADULT SHELTER CENSUS	
Men	12,353
Women	4,635
Total Single Adults	16,988

FAMILIES WITH CHILDREN CENSUS	
Families	11,946
Adults	16,022
Children	21,347
Individuals	37,369

ADULT FAMILIES CENSUS	
Families	2,485
Individuals (Adults)	5,226



*Due to data conversion the average monthly census for December 2011 and January 2012 for Families with Children and Adult Families is based upon data for a partial month.

DAILY REPORT

1/9/2020

(Data from Wednesday, January 08, 2020)

Code Blue

SINGLE ADULTS	
Drop-in Center Clients Served	611
Drop-in Center Overnight Census	235
Faith Bed Census	170
Outreach Contacts	381
Outreach Placements	19
Safe Haven Utilization	1067
Veterans In Short-term Housing	229
Criminal Justice Short-term Housing	215

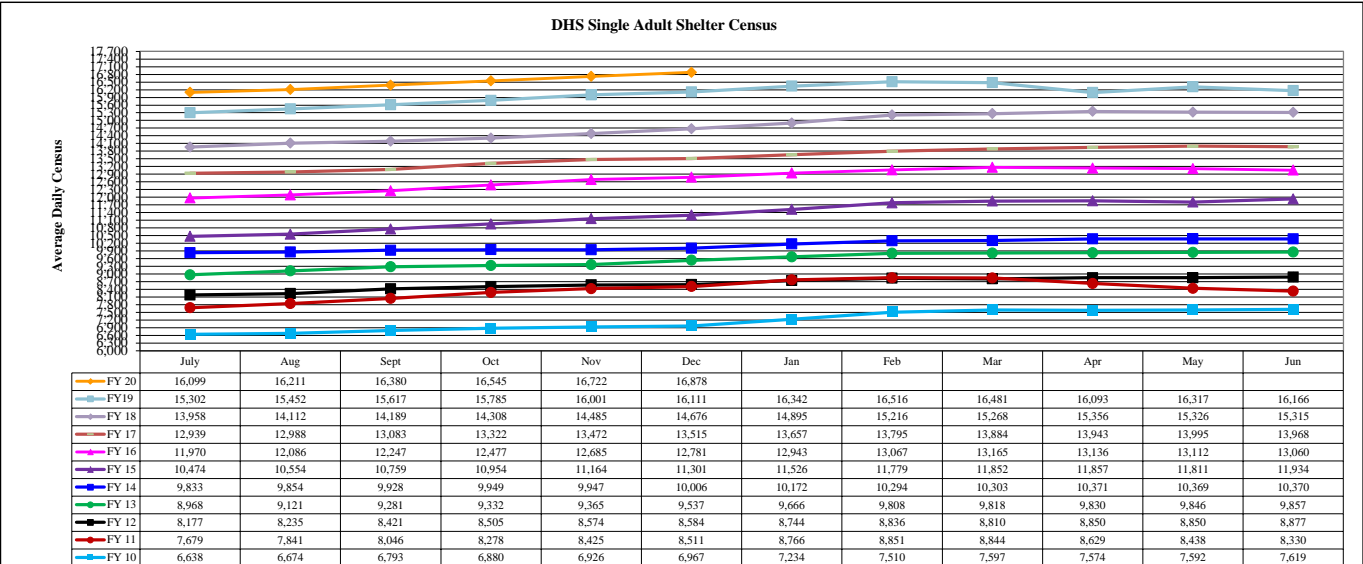
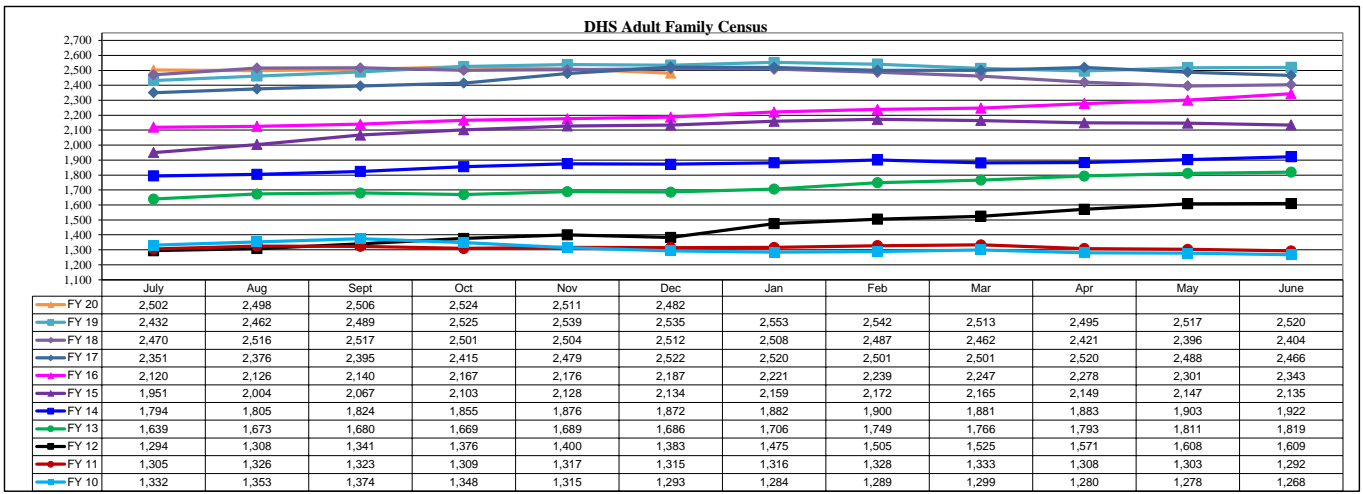
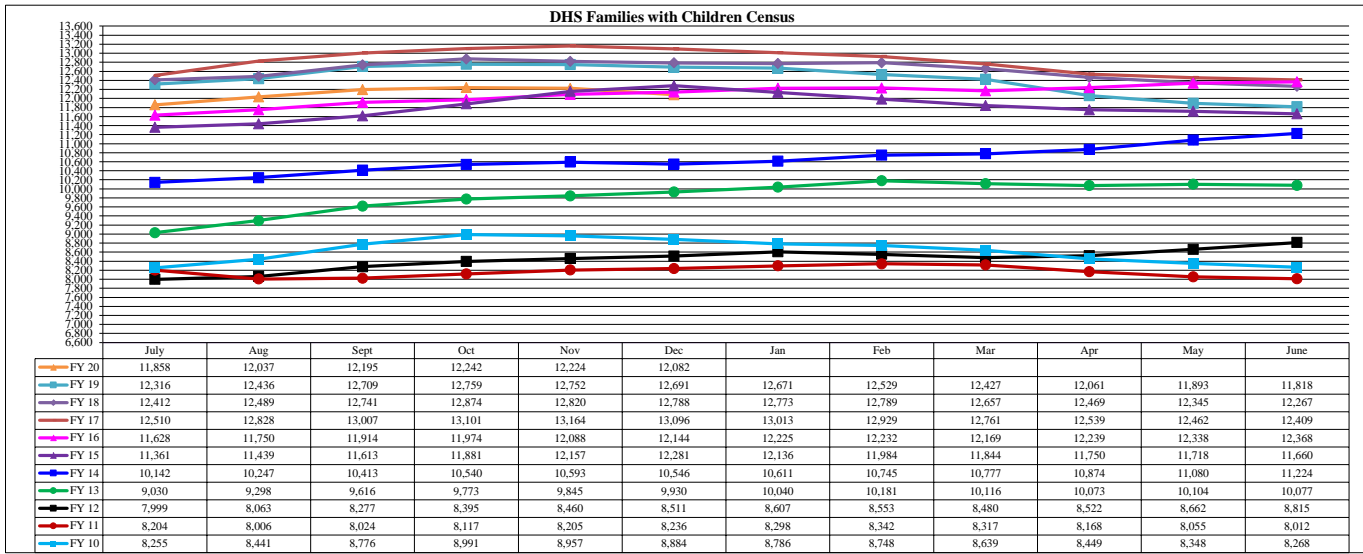
FAMILY INTAKE	
Families Requesting Temporary Housing at PATH	119
Adult Families Requesting Temporary Housing at AFIC	28
Families Placed in Overnight Accommodations	0
Families w/children at PATH Overnight (pre 10PM)	0

TOTAL SHELTER CENSUS	
Adults	38,272
Children	21,354
Total Individuals	59,626

SINGLE ADULT SHELTER CENSUS	
Men	12,383
Women	4,633
Total Single Adults	17,016

FAMILIES WITH CHILDREN CENSUS	
Families	11,967
Adults	16,045
Children	21,354
Individuals	37,399

ADULT FAMILIES CENSUS	
Families	2,476
Individuals (Adults)	5,211



*Due to data conversion the average monthly census for December 2011 and January 2012 for Families with Children and Adult Families is based upon data for a partial month.

DAILY REPORT

1/10/2020

(Data from Thursday, January 09, 2020)

Code Blue

SINGLE ADULTS	
Drop-in Center Clients Served	611
Drop-in Center Overnight Census	242
Faith Bed Census	156
Outreach Contacts	371
Outreach Placements	31
Safe Haven Utilization	1069
Veterans In Short-term Housing	237
Criminal Justice Short-term Housing	215

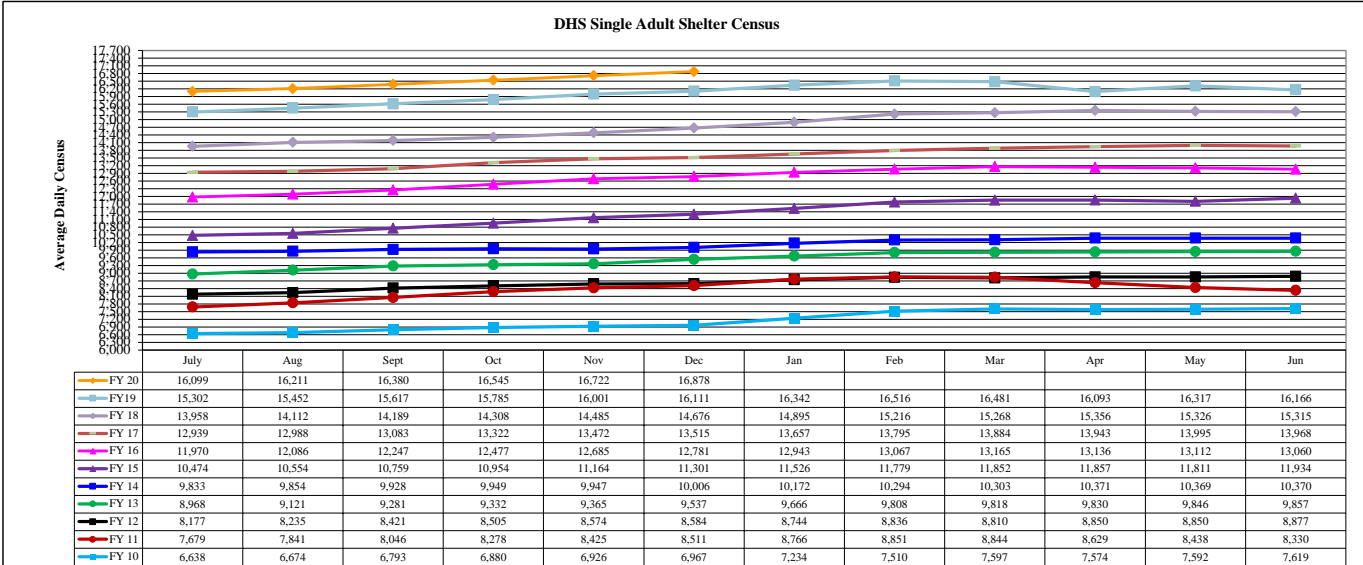
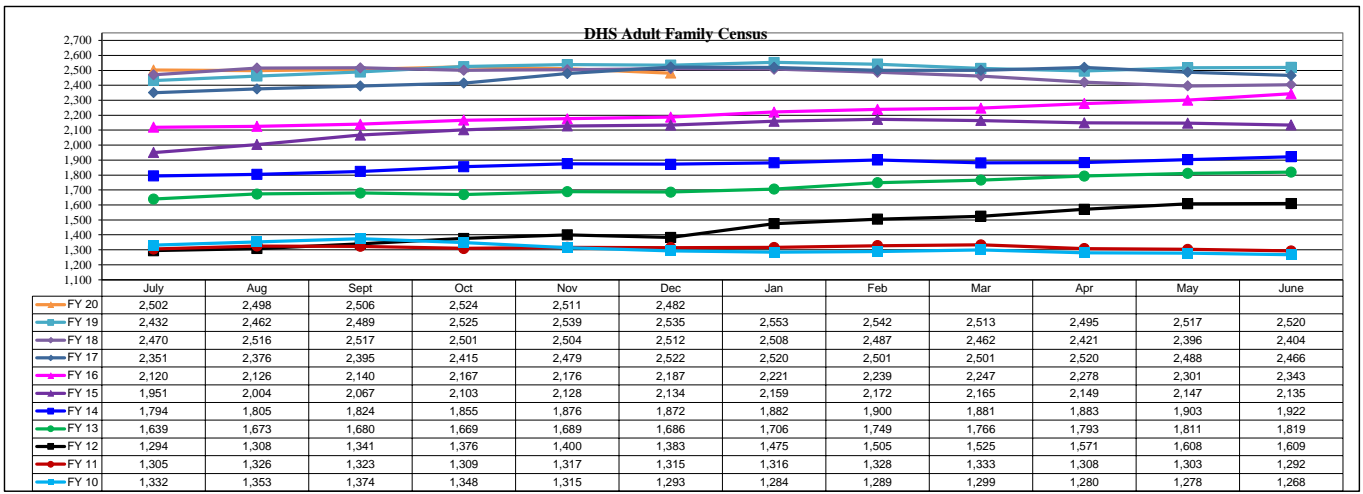
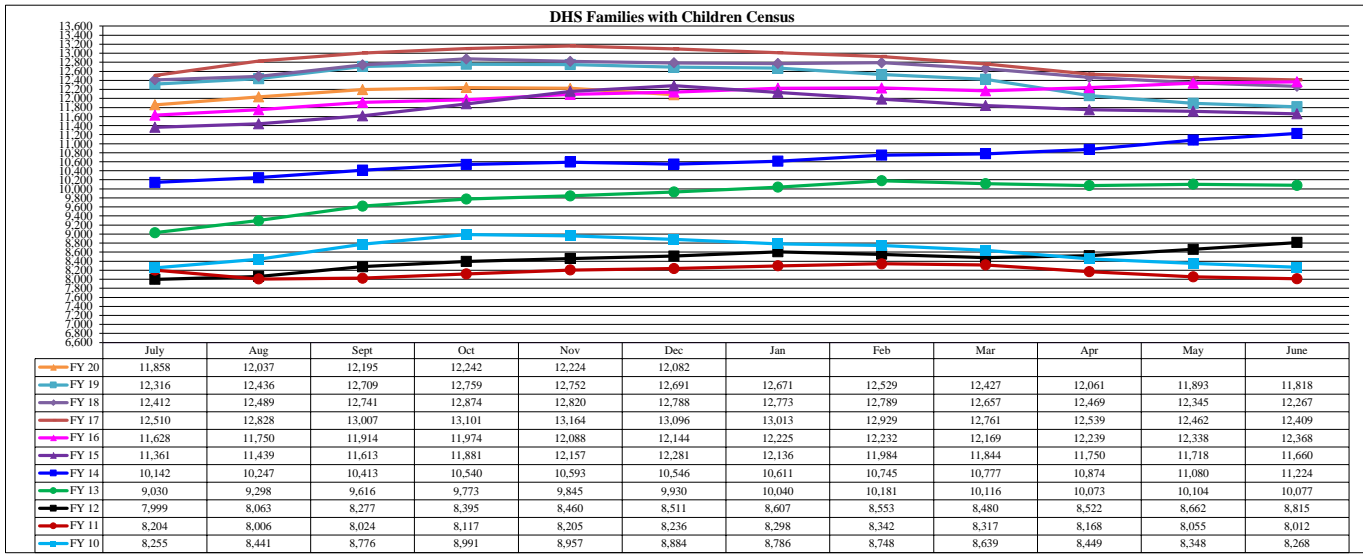
FAMILY INTAKE	
Families Requesting Temporary Housing at PATH	119
Adult Families Requesting Temporary Housing at AFIC	28
Families Placed in Overnight Accommodations	0
Families w/children at PATH Overnight (pre 10PM)	0

TOTAL SHELTER CENSUS	
Adults	38,356
Children	21,457
Total Individuals	59,813

SINGLE ADULT SHELTER CENSUS	
Men	12,391
Women	4,656
Total Single Adults	17,047

FAMILIES WITH CHILDREN CENSUS	
Families	12,017
Adults	16,102
Children	21,457
Individuals	37,559

ADULT FAMILIES CENSUS	
Families	2,475
Individuals (Adults)	5,207



*Due to data conversion the average monthly census for December 2011 and January 2012 for Families with Children and Adult Families is based upon data for a partial month.

DAILY REPORT

1/13/2020

(Data from Sunday, January 12, 2020)

Code Blue

SINGLE ADULTS	
Drop-in Center Clients Served	634
Drop-in Center Overnight Census	260
Faith Bed Census	141
Outreach Contacts	317
Outreach Placements	10
Safe Haven Utilization	1067
Veterans In Short-term Housing	234
Criminal Justice Short-term Housing	205

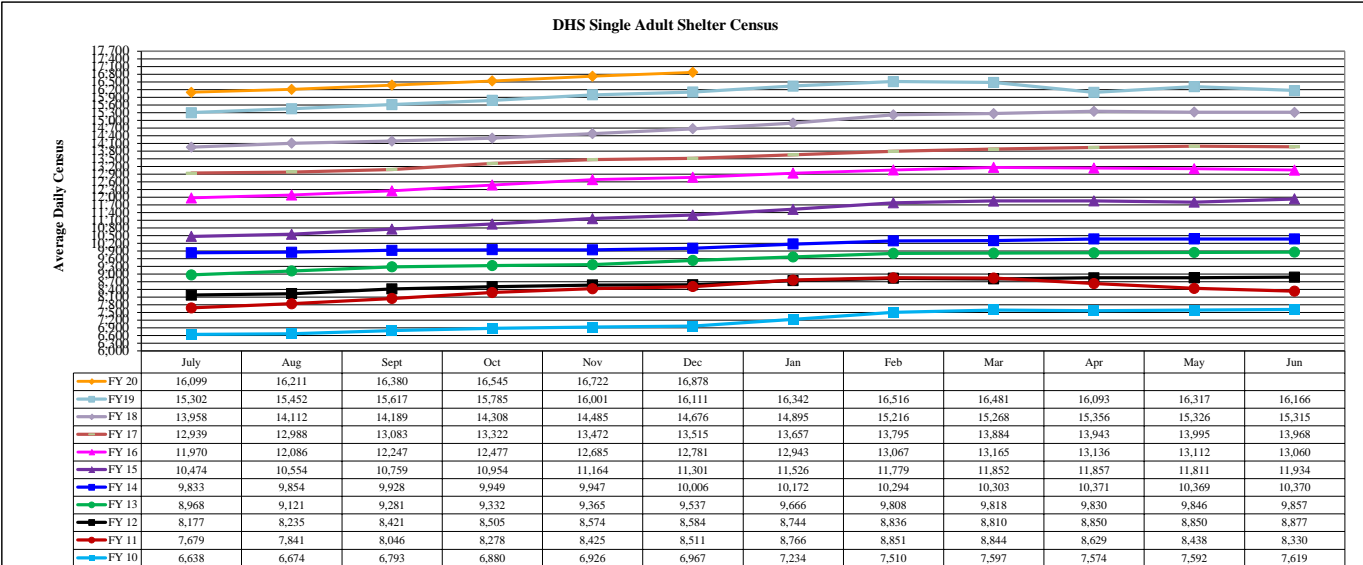
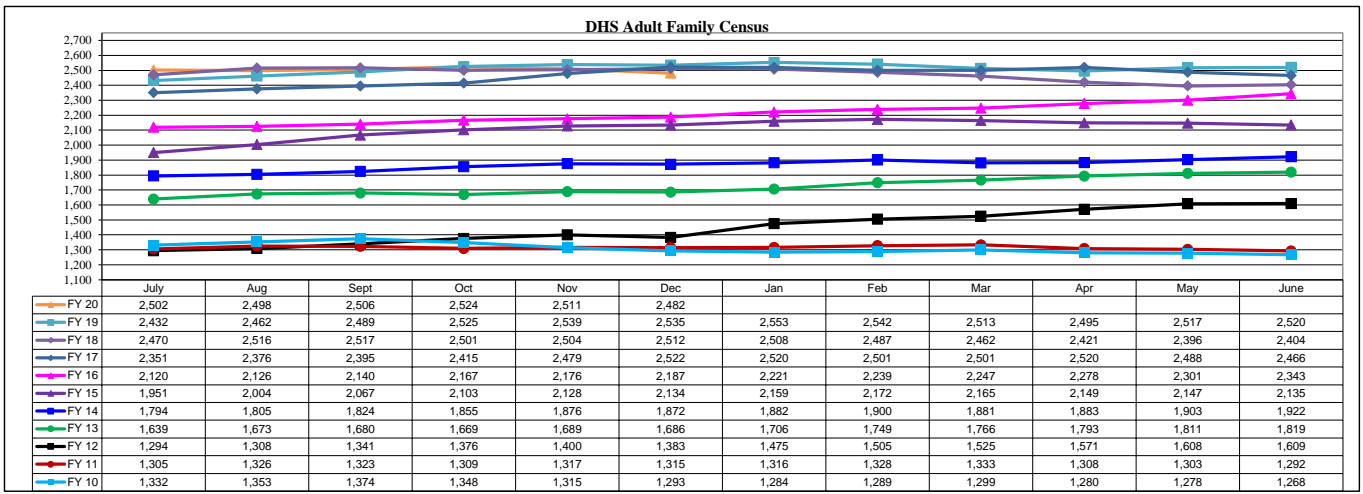
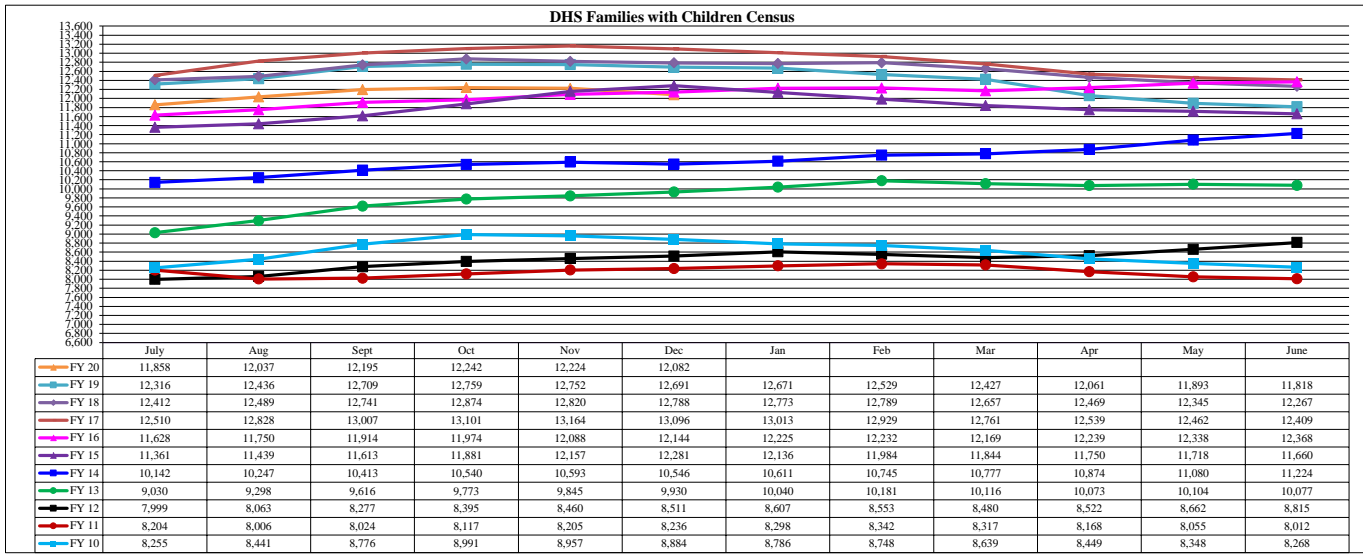
FAMILY INTAKE	
Families Requesting Temporary Housing at PATH	64
Adult Families Requesting Temporary Housing at AFIC	23
Families Placed in Overnight Accommodations	0
Families w/children at PATH Overnight (pre 10PM)	0

TOTAL SHELTER CENSUS	
Adults	38,281
Children	21,493
Total Individuals	59,774

SINGLE ADULT SHELTER CENSUS	
Men	12,383
Women	4,636
Total Single Adults	17,019

FAMILIES WITH CHILDREN CENSUS	
Families	12,023
Adults	16,092
Children	21,493
Individuals	37,585

ADULT FAMILIES CENSUS	
Families	2,458
Individuals (Adults)	5,170



*Due to data conversion the average monthly census for December 2011 and January 2012 for Families with Children and Adult Families is based upon data for a partial month.

DAILY REPORT

1/14/2020

(Data from Monday, January 13, 2020)

SINGLE ADULTS	
Drop-in Center Clients Served	631
Drop-in Center Overnight Census	228
Faith Bed Census	183
Outreach Contacts	404
Outreach Placements	15
Safe Haven Utilization	1068
Veterans In Short-term Housing	240
Criminal Justice Short-term Housing	214

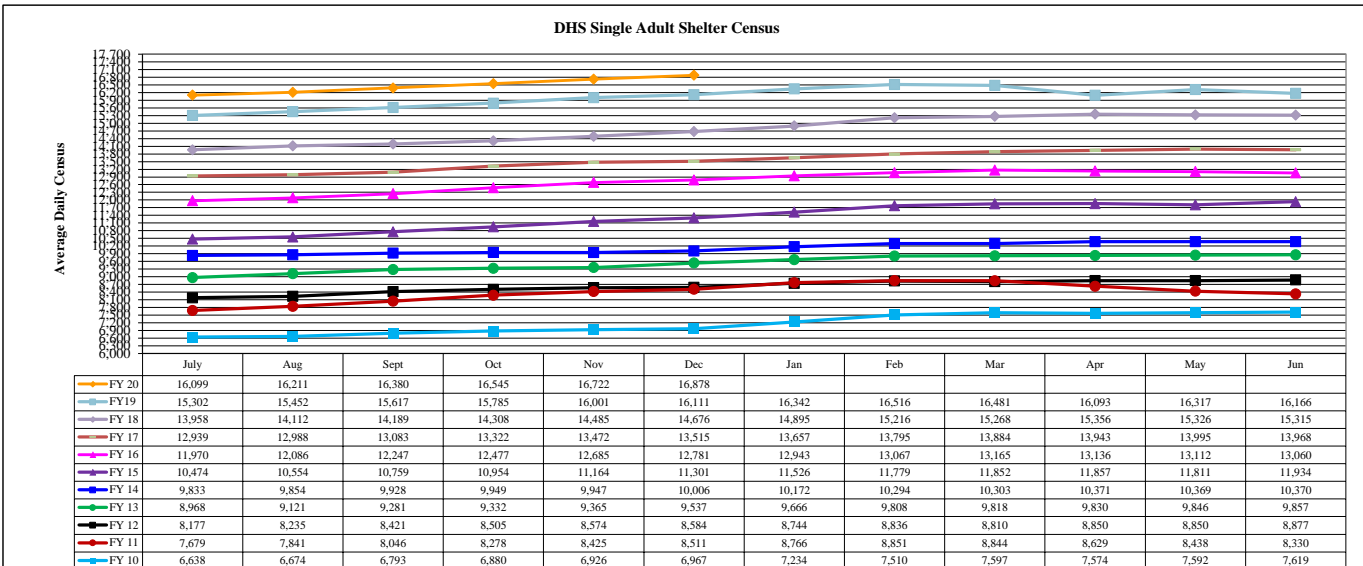
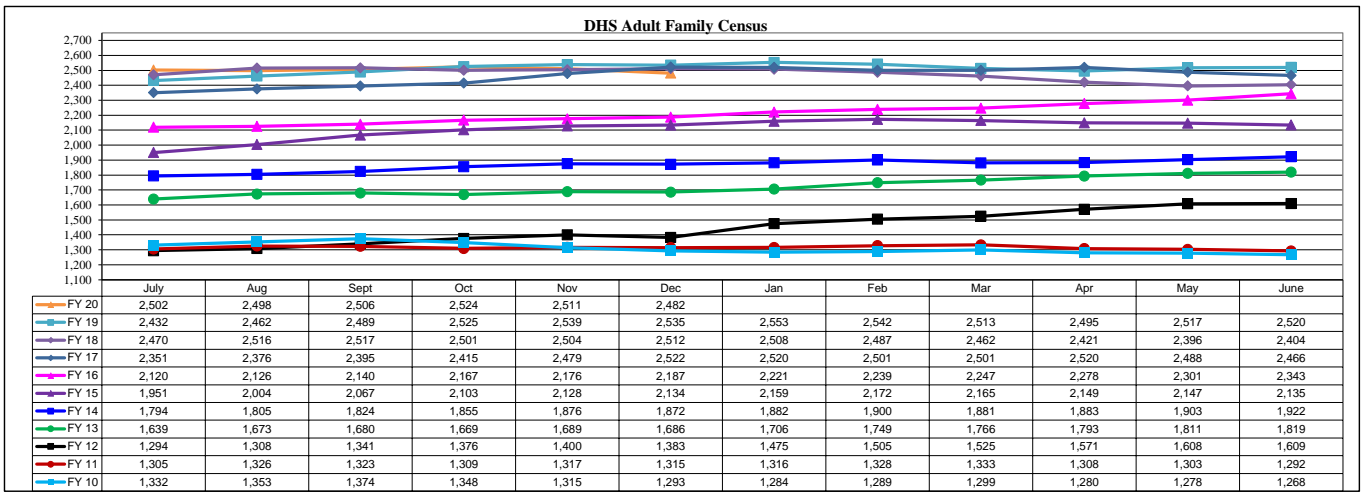
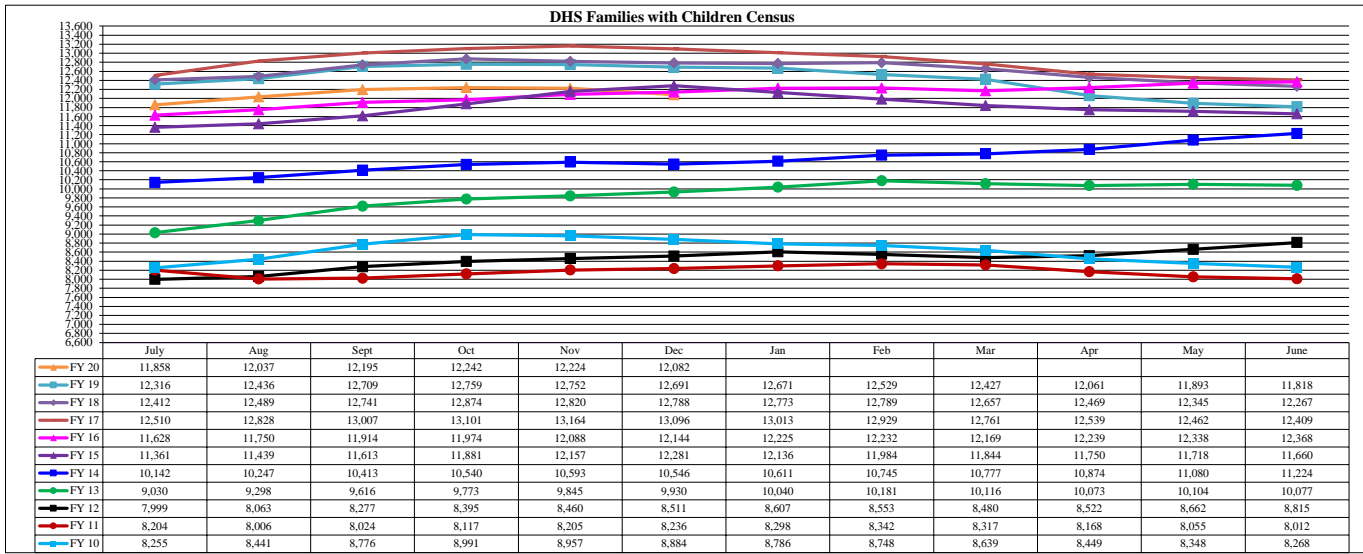
FAMILY INTAKE	
Families Requesting Temporary Housing at PATH	112
Adult Families Requesting Temporary Housing at AFIC	14
Families Placed in Overnight Accommodations	0
Families w/children at PATH Overnight (pre 10PM)	0

TOTAL SHELTER CENSUS	
Adults	38,368
Children	21,479
Total Individuals	59,847

SINGLE ADULT SHELTER CENSUS	
Men	12,403
Women	4,638
Total Single Adults	17,041

FAMILIES WITH CHILDREN CENSUS	
Families	12,018
Adults	16,095
Children	21,479
Individuals	37,574

ADULT FAMILIES CENSUS	
Families	2,488
Individuals (Adults)	5,232



*Due to data conversion the average monthly census for December 2011 and January 2012 for Families with Children and Adult Families is based upon data for a partial month.

DAILY REPORT

1/15/2020

(Data from Tuesday, January 14, 2020)

SINGLE ADULTS	
Drop-in Center Clients Served	612
Drop-in Center Overnight Census	226
Faith Bed Census	189
Outreach Contacts	352
Outreach Placements	26
Safe Haven Utilization	1065
Veterans In Short-term Housing	241
Criminal Justice Short-term Housing	215

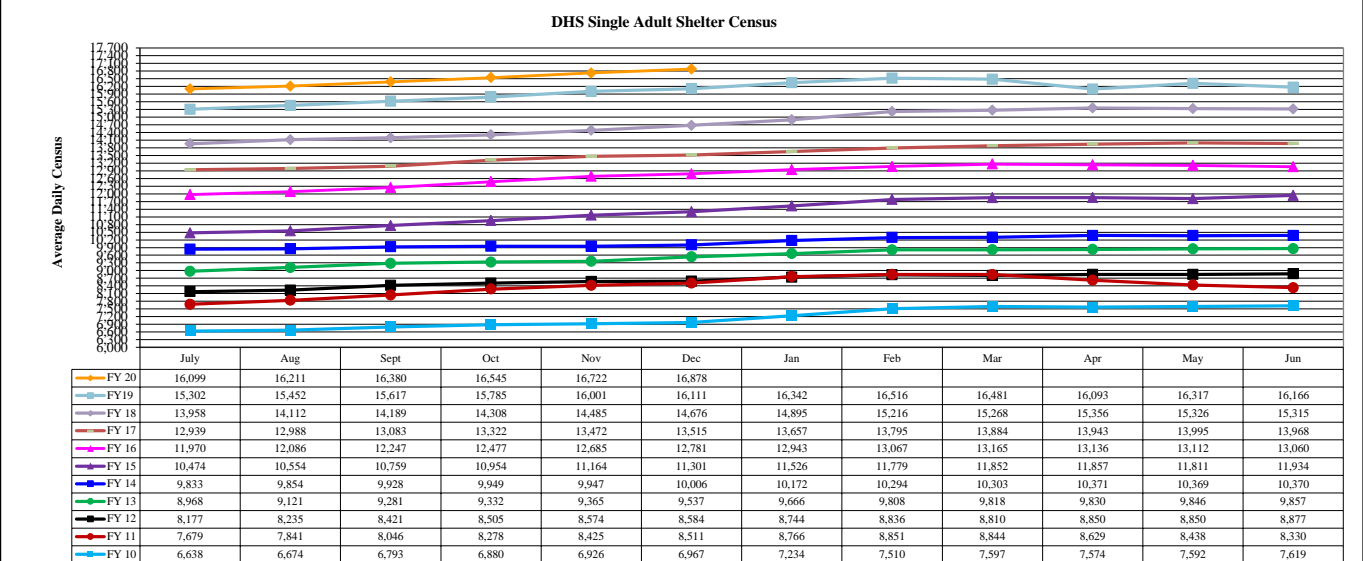
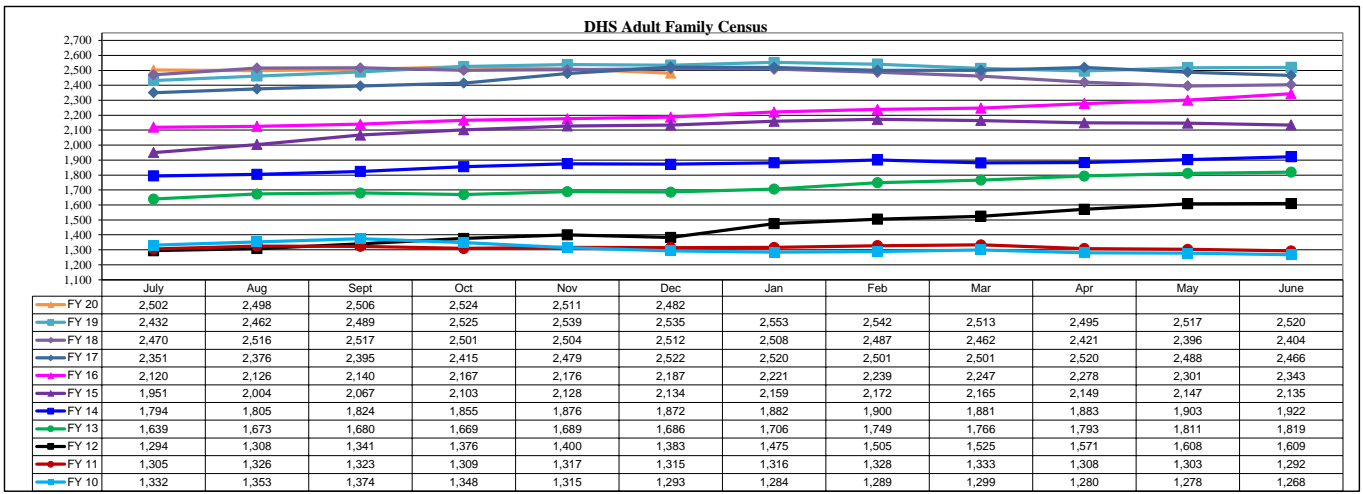
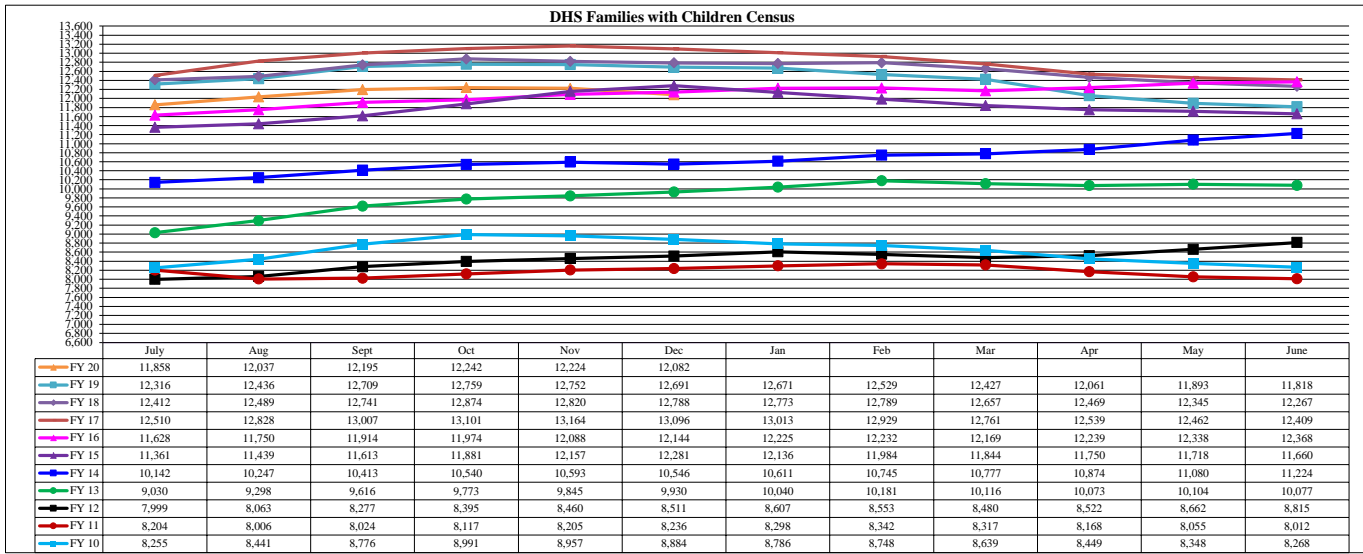
FAMILY INTAKE	
Families Requesting Temporary Housing at PATH	111
Adult Families Requesting Temporary Housing at AFIC	18
Families Placed in Overnight Accommodations	0
Families w/children at PATH Overnight (pre 10PM)	0

TOTAL SHELTER CENSUS	
Adults	38,490
Children	21,512
Total Individuals	60,002

SINGLE ADULT SHELTER CENSUS	
Men	12,440
Women	4,664
Total Single Adults	17,104

FAMILIES WITH CHILDREN CENSUS	
Families	12,044
Adults	16,135
Children	21,512
Individuals	37,647

ADULT FAMILIES CENSUS	
Families	2,495
Individuals (Adults)	5,251



*Due to data conversion the average monthly census for December 2011 and January 2012 for Families with Children and Adult Families is based upon data for a partial month.

DAILY REPORT

1/16/2020

(Data from Wednesday, January 15, 2020)

SINGLE ADULTS	
Drop-in Center Clients Served	623
Drop-in Center Overnight Census	254
Faith Bed Census	175
Outreach Contacts	326
Outreach Placements	19
Safe Haven Utilization	1062
Veterans In Short-term Housing	246
Criminal Justice Short-term Housing	216

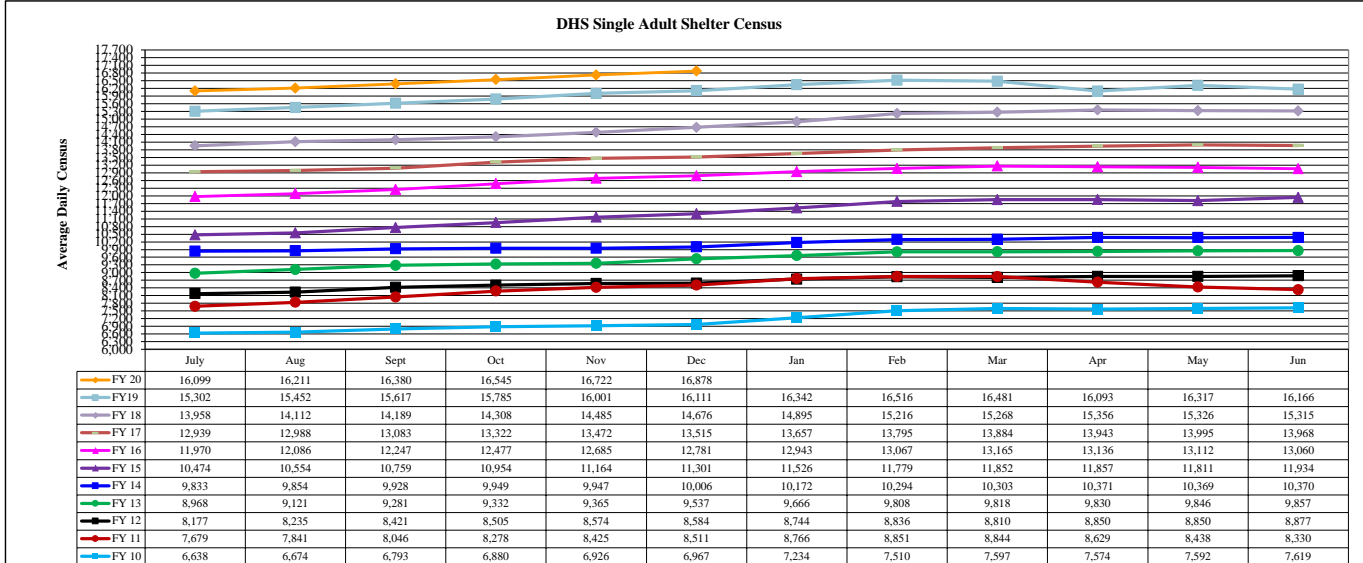
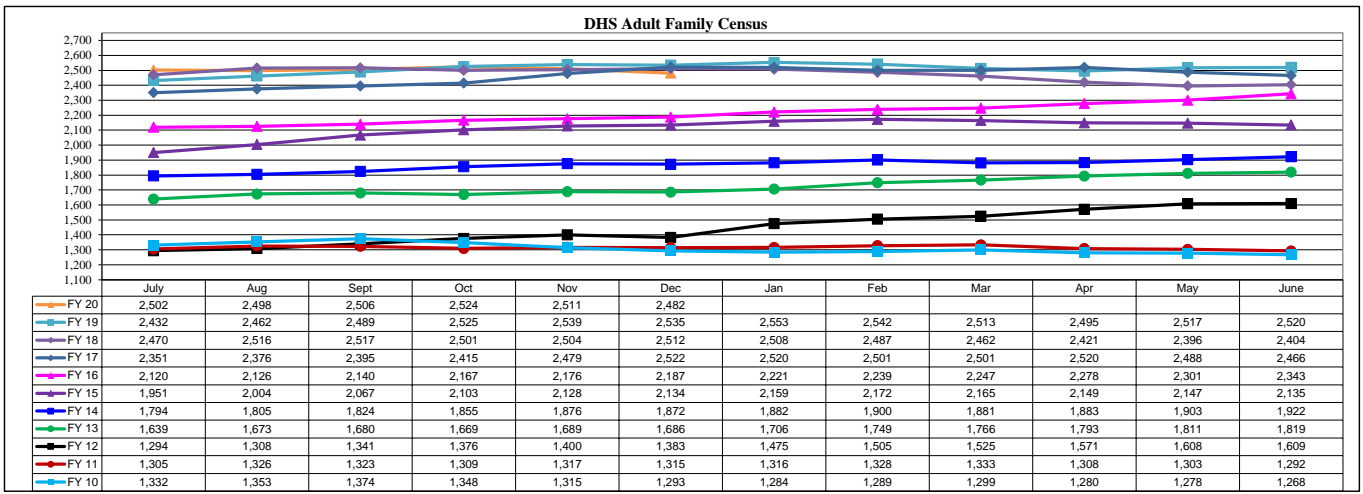
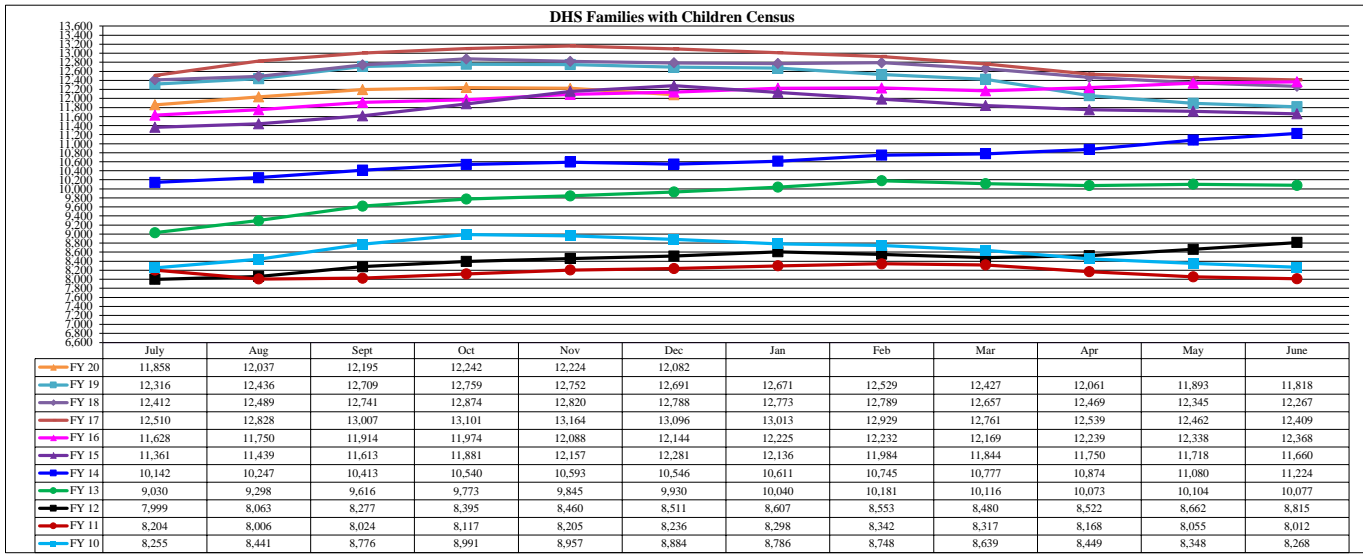
FAMILY INTAKE	
Families Requesting Temporary Housing at PATH	107
Adult Families Requesting Temporary Housing at AFIC	25
Families Placed in Overnight Accommodations	0
Families w/children at PATH Overnight (pre 10PM)	0

TOTAL SHELTER CENSUS	
Adults	38,400
Children	21,505
Total Individuals	59,905

SINGLE ADULT SHELTER CENSUS	
Men	12,404
Women	4,658
Total Single Adults	17,062

FAMILIES WITH CHILDREN CENSUS	
Families	12,031
Adults	16,115
Children	21,505
Individuals	37,620

ADULT FAMILIES CENSUS	
Families	2,481
Individuals (Adults)	5,223



*Due to data conversion the average monthly census for December 2011 and January 2012 for Families with Children and Adult Families is based upon data for a partial month.

DAILY REPORT

1/17/2020

(Data from Thursday, January 16, 2020)

Code Blue

SINGLE ADULTS	
Drop-in Center Clients Served	628
Drop-in Center Overnight Census	263
Faith Bed Census	177
Outreach Contacts	329
Outreach Placements	20
Safe Haven Utilization	1065
Veterans In Short-term Housing	254
Criminal Justice Short-term Housing	218

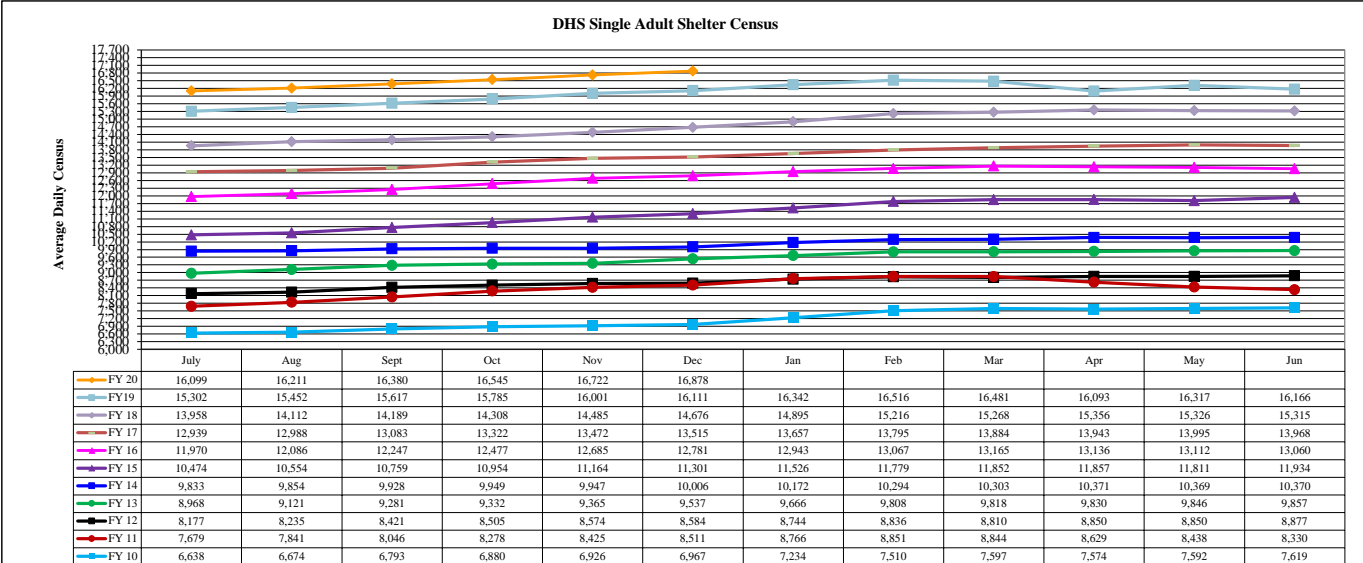
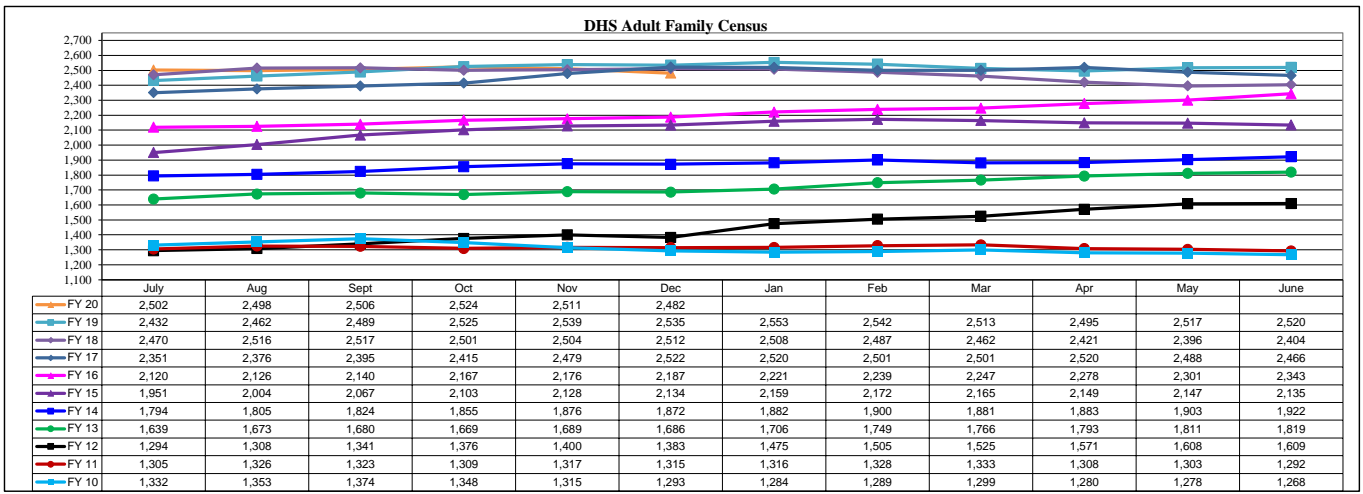
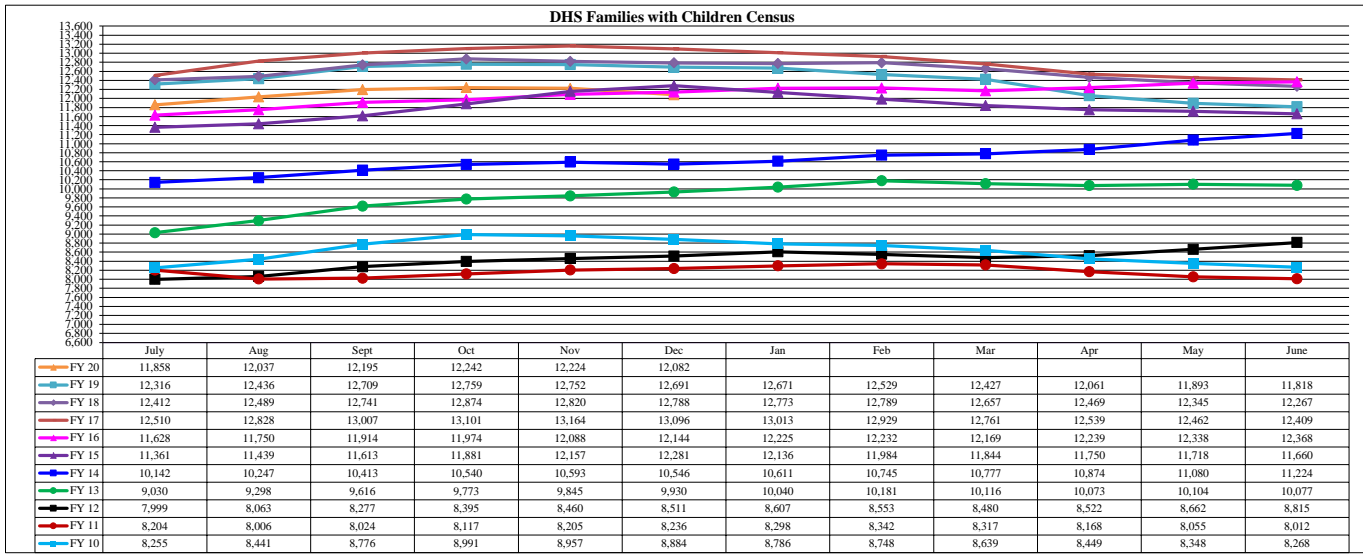
FAMILY INTAKE	
Families Requesting Temporary Housing at PATH	109
Adult Families Requesting Temporary Housing at AFIC	27
Families Placed in Overnight Accommodations	0
Families w/children at PATH Overnight (pre 10PM)	0

TOTAL SHELTER CENSUS	
Adults	38,418
Children	21,497
Total Individuals	59,915

SINGLE ADULT SHELTER CENSUS	
Men	12,411
Women	4,674
Total Single Adults	17,085

FAMILIES WITH CHILDREN CENSUS	
Families	12,028
Adults	16,115
Children	21,497
Individuals	37,612

ADULT FAMILIES CENSUS	
Families	2,479
Individuals (Adults)	5,218



*Due to data conversion the average monthly census for December 2011 and January 2012 for Families with Children and Adult Families is based upon data for a partial month.

DAILY REPORT

1/21/2020

(Data from Monday, January 20, 2020)

Code Blue

SINGLE ADULTS	
Drop-in Center Clients Served	653
Drop-in Center Overnight Census	250
Faith Bed Census	166
Outreach Contacts	302
Outreach Placements	23
Safe Haven Utilization	1061
Veterans In Short-term Housing	249
Criminal Justice Short-term Housing	209

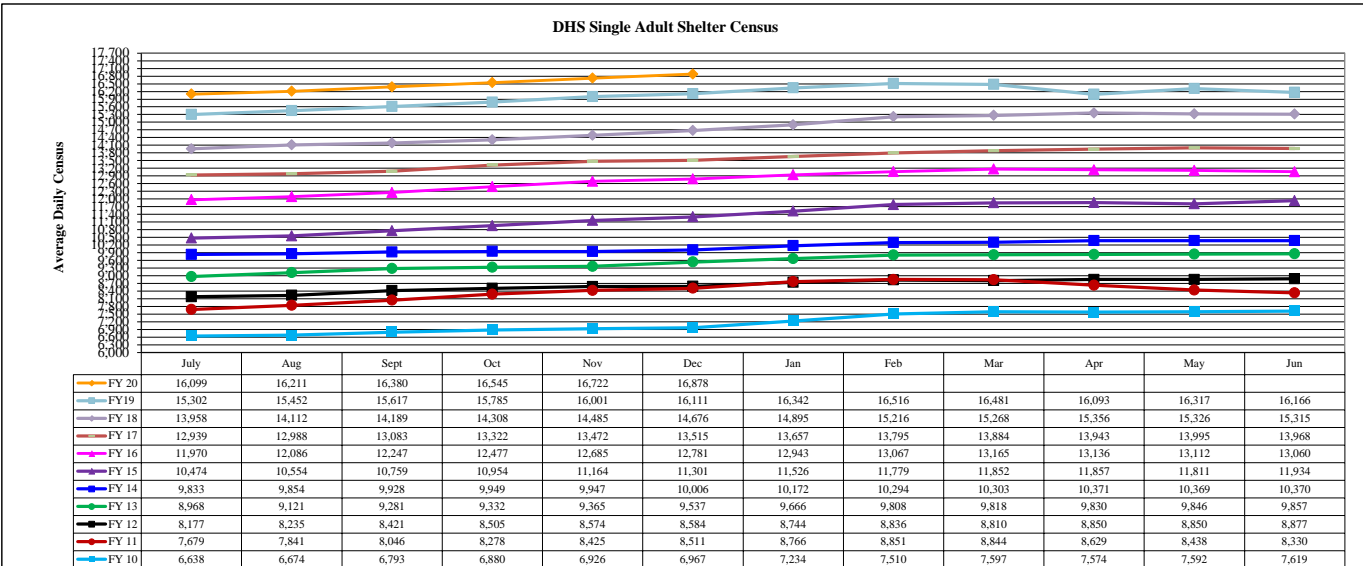
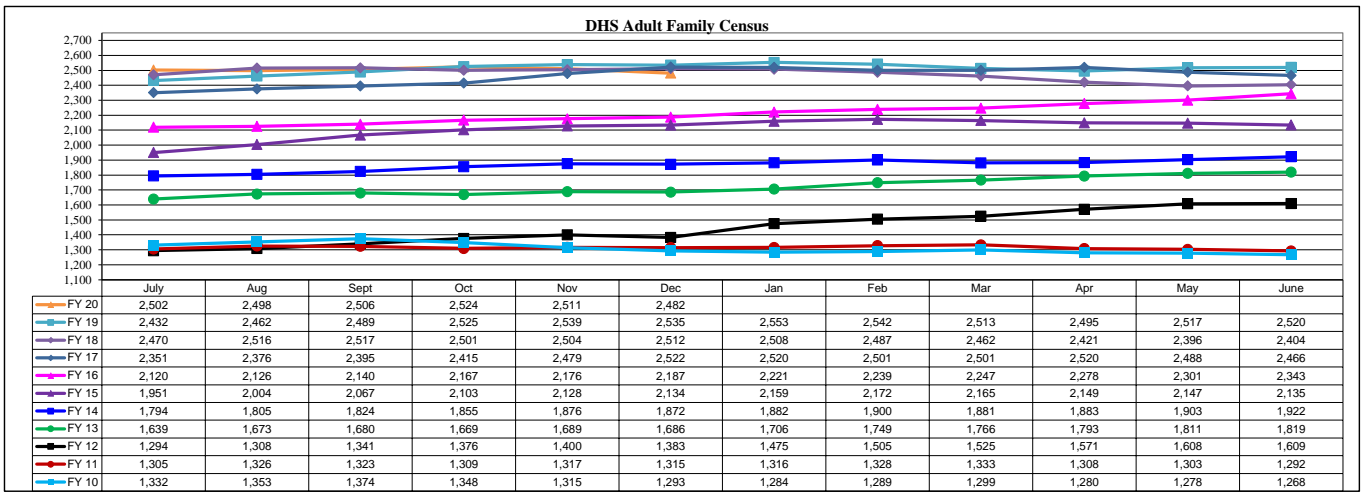
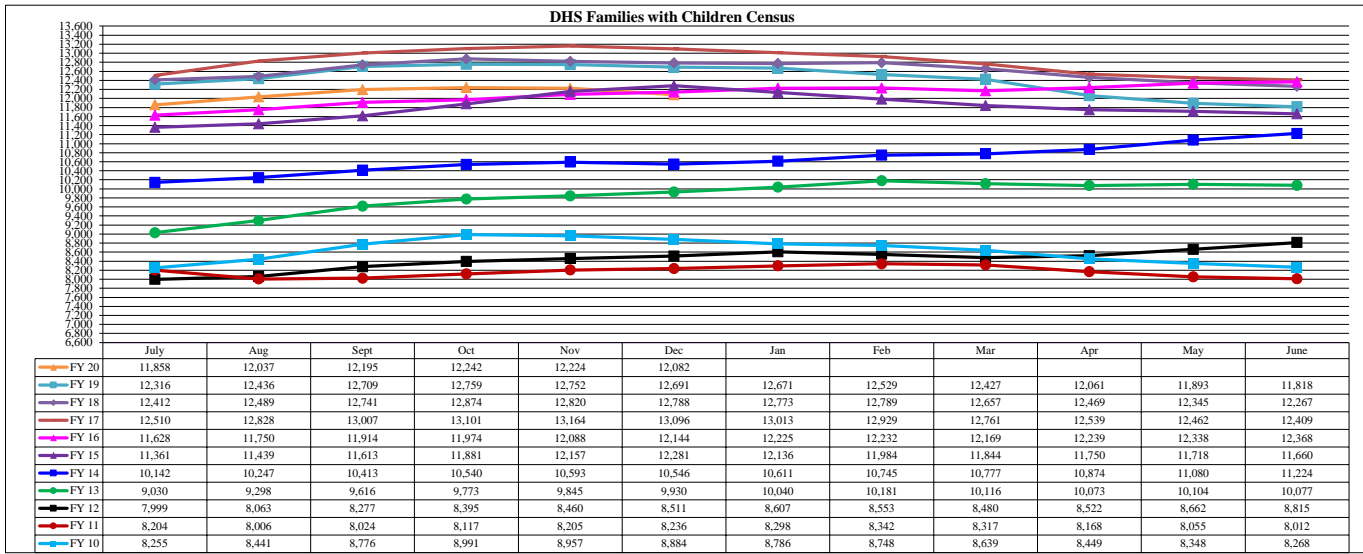
FAMILY INTAKE	
Families Requesting Temporary Housing at PATH	91
Adult Families Requesting Temporary Housing at AFIC	9
Families Placed in Overnight Accommodations	0
Families w/children at PATH Overnight (pre 10PM)	0

TOTAL SHELTER CENSUS	
Adults	38,465
Children	21,404
Total Individuals	59,869

SINGLE ADULT SHELTER CENSUS	
Men	12,477
Women	4,701
Total Single Adults	17,178

FAMILIES WITH CHILDREN CENSUS	
Families	11,974
Adults	16,051
Children	21,404
Individuals	37,455

ADULT FAMILIES CENSUS	
Families	2,486
Individuals (Adults)	5,236



*Due to data conversion the average monthly census for December 2011 and January 2012 for Families with Children and Adult Families is based upon data for a partial month.

DAILY REPORT

1/22/2020

(Data from Tuesday, January 21, 2020)

Code Blue

SINGLE ADULTS	
Drop-in Center Clients Served	660
Drop-in Center Overnight Census	254
Faith Bed Census	187
Outreach Contacts	493
Outreach Placements	20
Safe Haven Utilization	1057
Veterans In Short-term Housing	244
Criminal Justice Short-term Housing	222

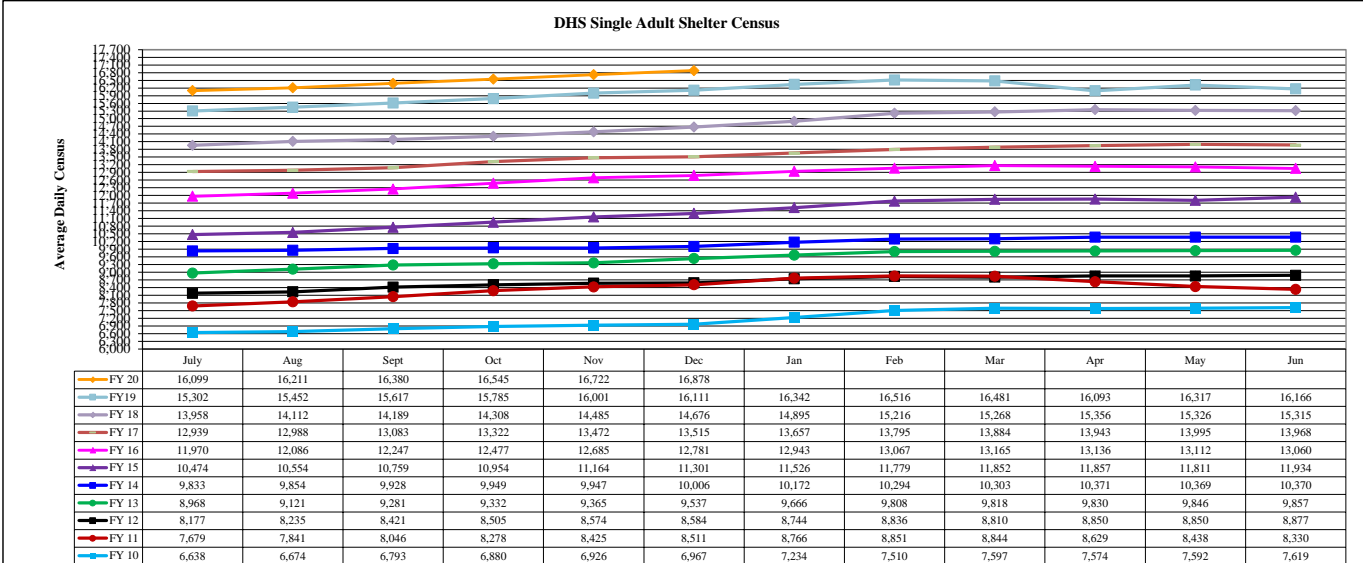
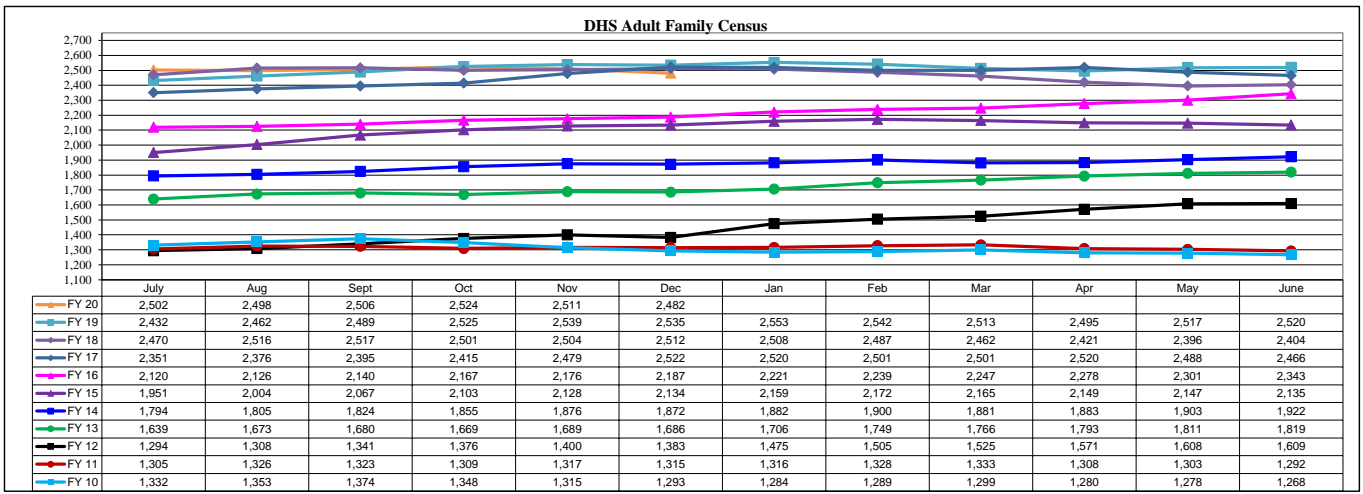
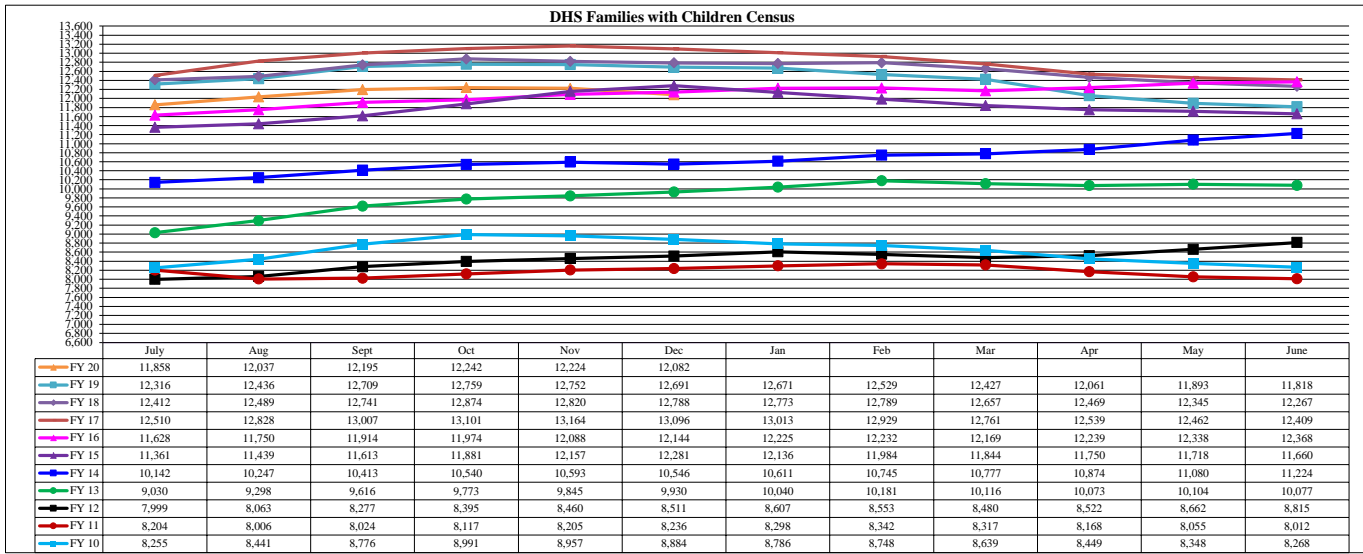
FAMILY INTAKE	
Families Requesting Temporary Housing at PATH	106
Adult Families Requesting Temporary Housing at AFIC	19
Families Placed in Overnight Accommodations	0
Families w/children at PATH Overnight (pre 10PM)	0

TOTAL SHELTER CENSUS	
Adults	38,512
Children	21,445
Total Individuals	59,957

SINGLE ADULT SHELTER CENSUS	
Men	12,490
Women	4,722
Total Single Adults	17,212

FAMILIES WITH CHILDREN CENSUS	
Families	11,987
Adults	16,070
Children	21,445
Individuals	37,515

ADULT FAMILIES CENSUS	
Families	2,483
Individuals (Adults)	5,230



*Due to data conversion the average monthly census for December 2011 and January 2012 for Families with Children and Adult Families is based upon data for a partial month.

DAILY REPORT

1/23/2020

(Data from Wednesday, January 22, 2020)

Code Blue

SINGLE ADULTS	
Drop-in Center Clients Served	693
Drop-in Center Overnight Census	265
Faith Bed Census	180
Outreach Contacts	384
Outreach Placements	20
Safe Haven Utilization	1059
Veterans In Short-term Housing	252
Criminal Justice Short-term Housing	222

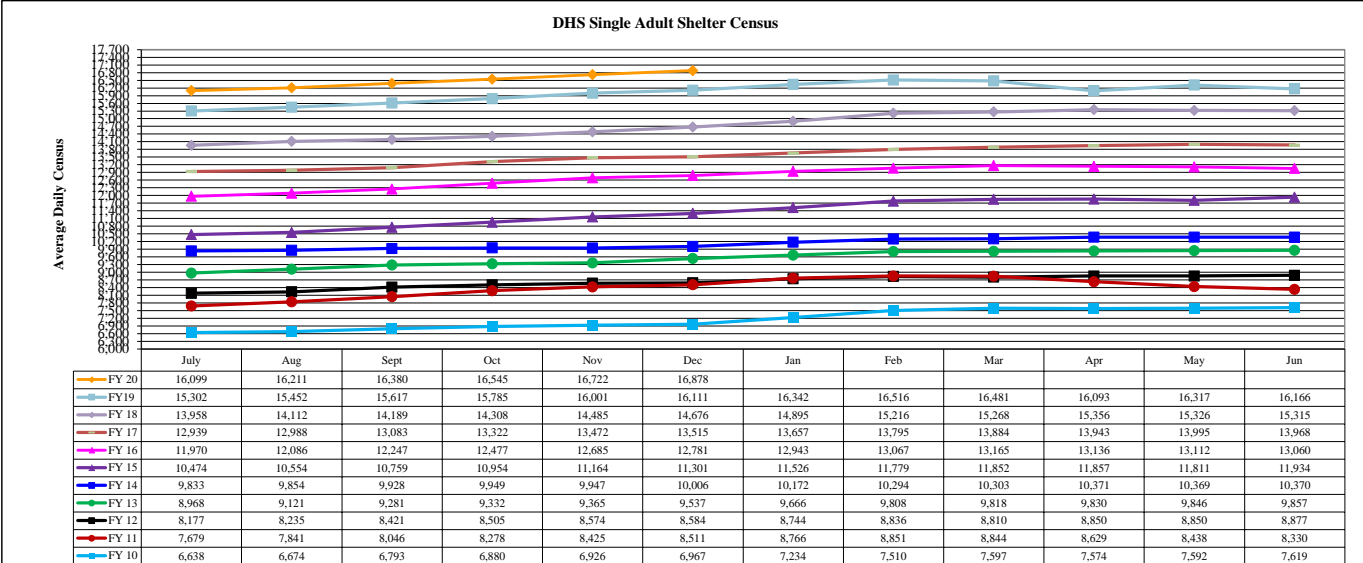
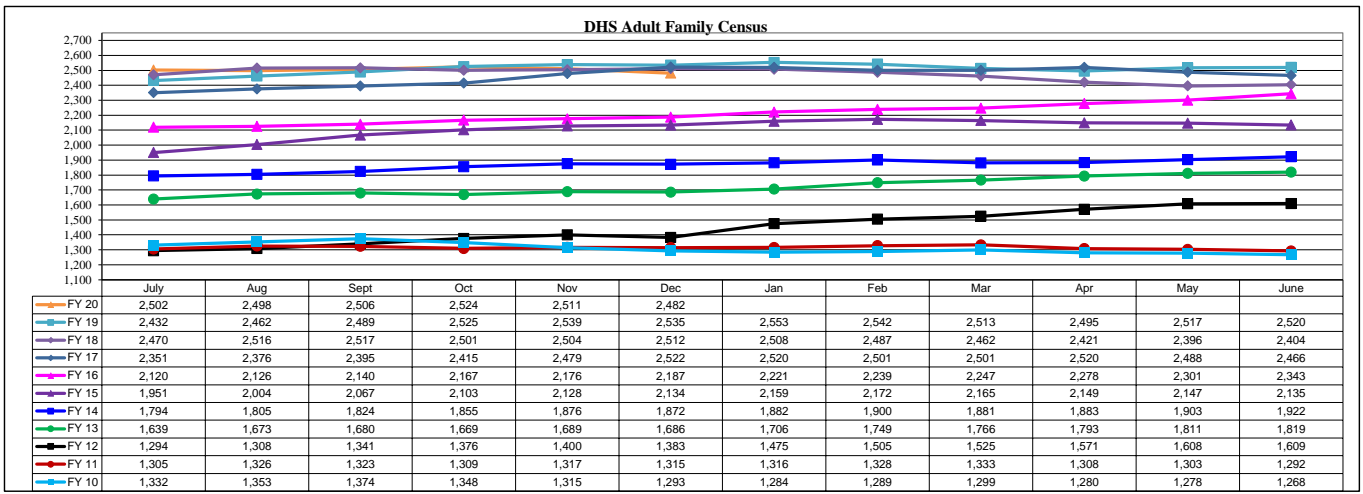
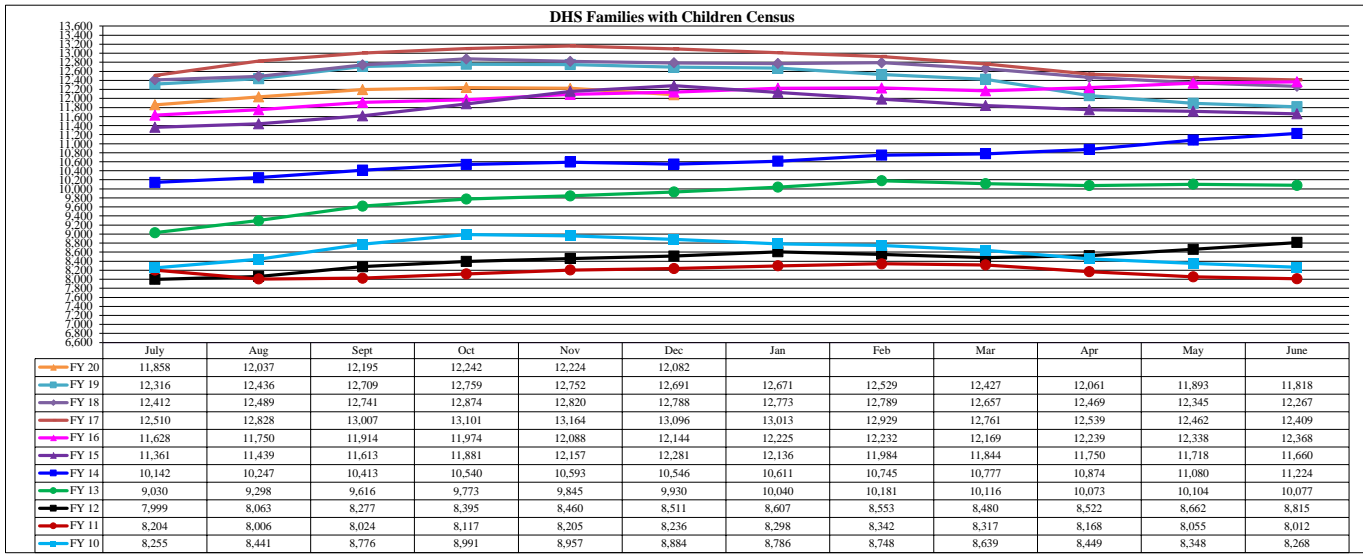
FAMILY INTAKE	
Families Requesting Temporary Housing at PATH	117
Adult Families Requesting Temporary Housing at AFIC	32
Families Placed in Overnight Accommodations	0
Families w/children at PATH Overnight (pre 10PM)	0

TOTAL SHELTER CENSUS	
Adults	38,469
Children	21,419
Total Individuals	59,888

SINGLE ADULT SHELTER CENSUS	
Men	12,469
Women	4,738
Total Single Adults	17,207

FAMILIES WITH CHILDREN CENSUS	
Families	11,966
Adults	16,040
Children	21,419
Individuals	37,459

ADULT FAMILIES CENSUS	
Families	2,482
Individuals (Adults)	5,222



*Due to data conversion the average monthly census for December 2011 and January 2012 for Families with Children and Adult Families is based upon data for a partial month.

DAILY REPORT

1/24/2020

(Data from Thursday, January 23, 2020)

Code Blue

SINGLE ADULTS	
Drop-in Center Clients Served	611
Drop-in Center Overnight Census	254
Faith Bed Census	172
Outreach Contacts	358
Outreach Placements	21
Safe Haven Utilization	1062
Veterans In Short-term Housing	252
Criminal Justice Short-term Housing	221

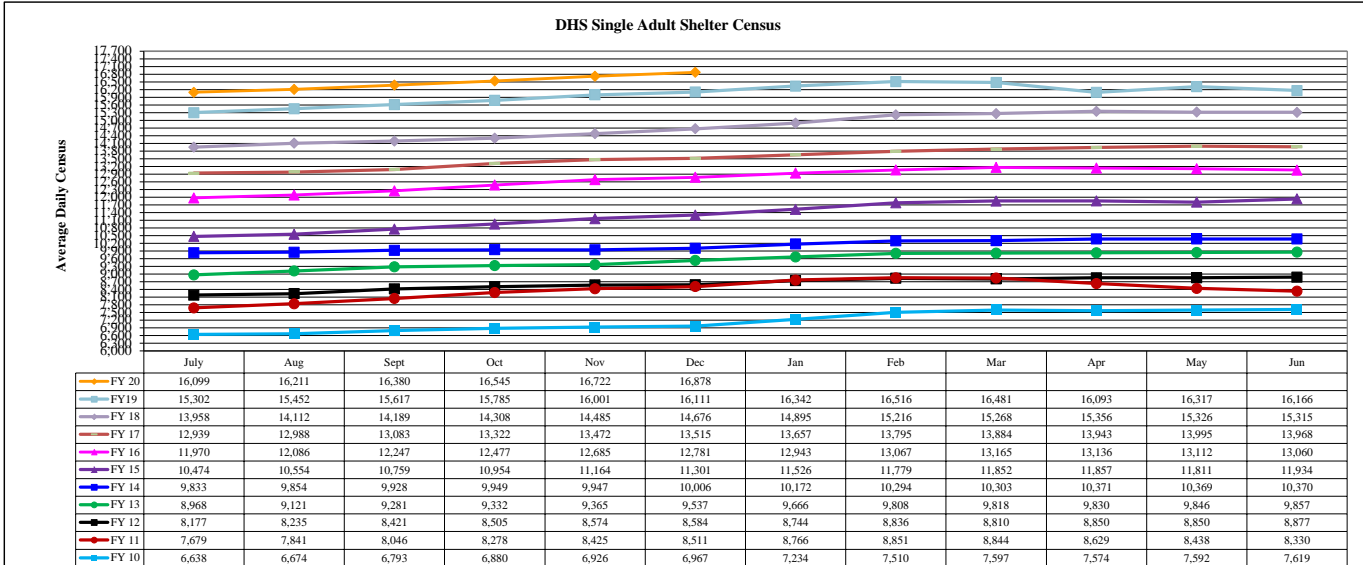
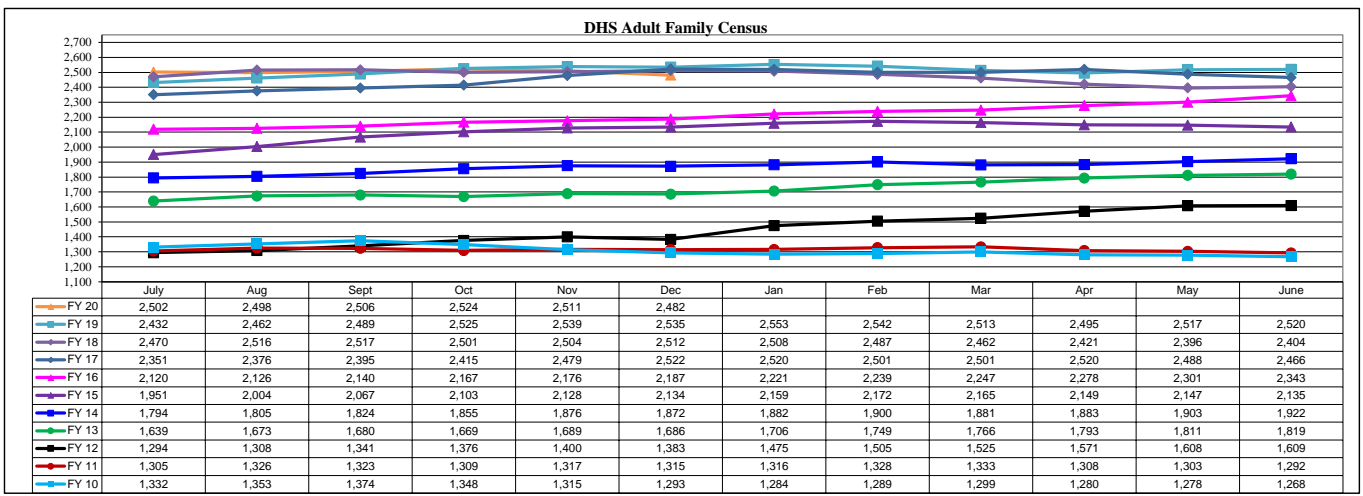
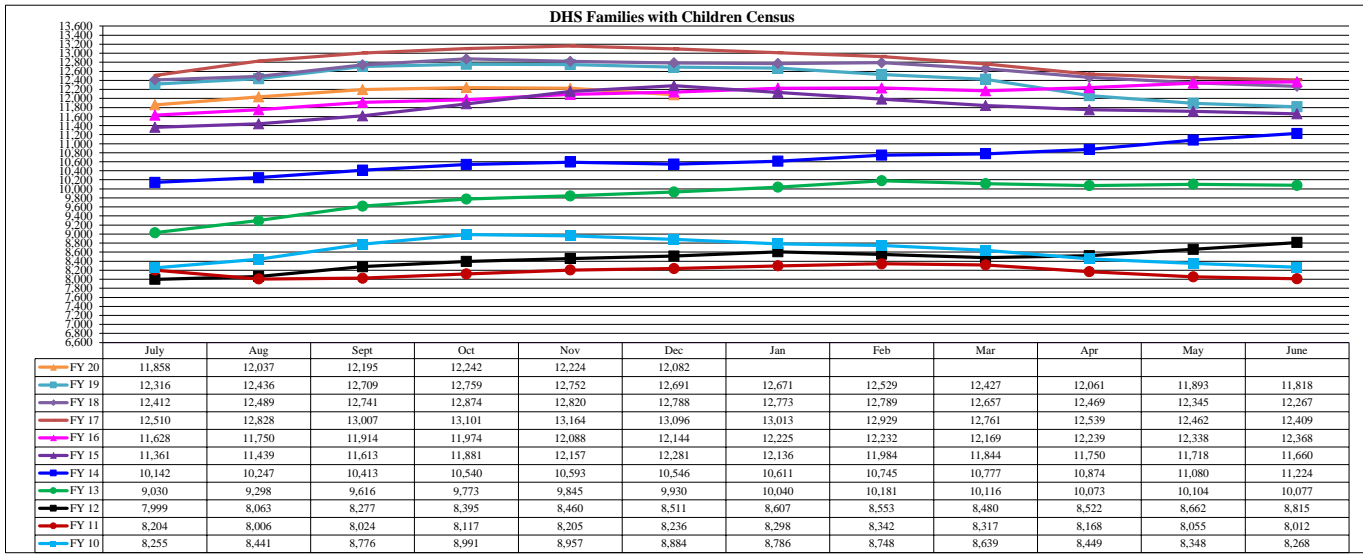
FAMILY INTAKE	
Families Requesting Temporary Housing at PATH	126
Adult Families Requesting Temporary Housing at AFIC	17
Families Placed in Overnight Accommodations	0
Families w/children at PATH Overnight (pre 10PM)	0

TOTAL SHELTER CENSUS	
Adults	0
Children	0
Total Individuals	0

SINGLE ADULT SHELTER CENSUS	
Men	
Women	
Total Single Adults	0

FAMILIES WITH CHILDREN CENSUS	
Families	
Adults	
Children	
Individuals	0

ADULT FAMILIES CENSUS	
Families	
Individuals (Adults)	



*Due to data conversion the average monthly census for December 2011 and January 2012 for Families with Children and Adult Families is based upon data for a partial month.

DAILY REPORT

1/27/2020

(Data from Sunday, January 26, 2020)

SINGLE ADULTS	
Drop-in Center Clients Served	653
Drop-in Center Overnight Census	268
Faith Bed Census	145
Outreach Contacts	247
Outreach Placements	11
Safe Haven Utilization	1069
Veterans In Short-term Housing	254
Criminal Justice Short-term Housing	215

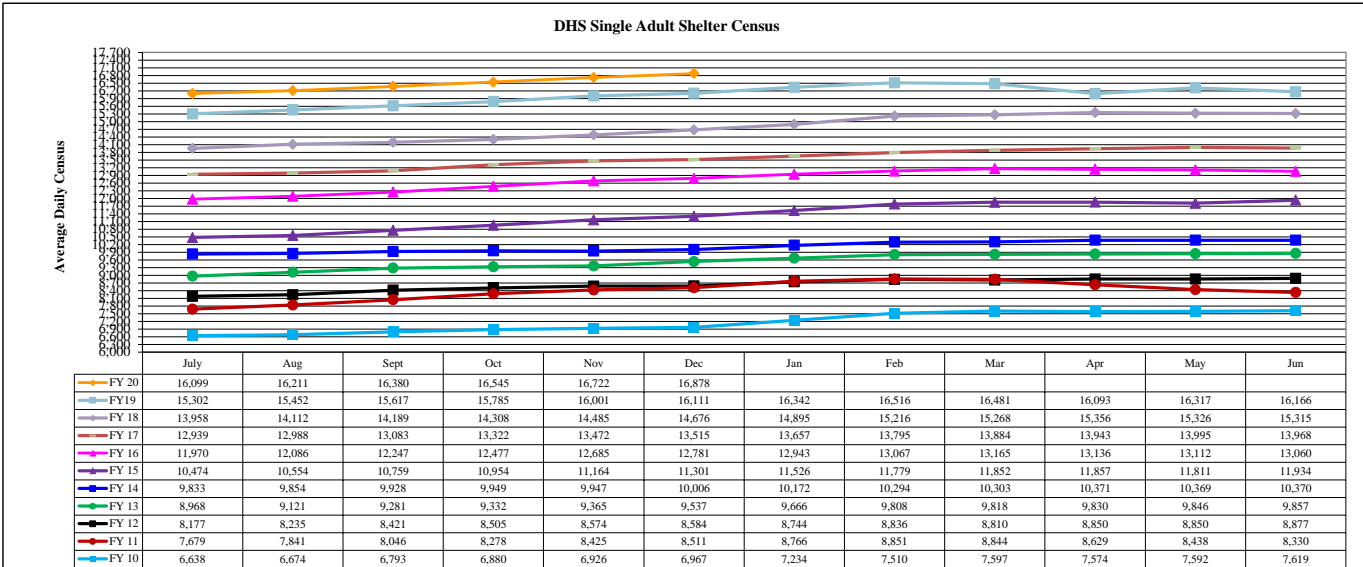
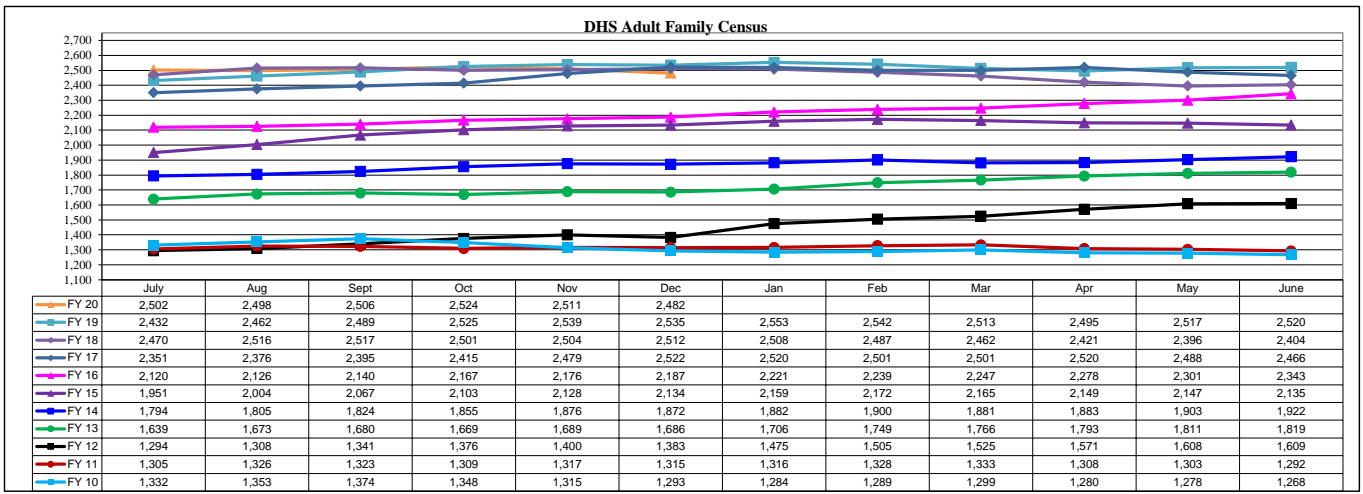
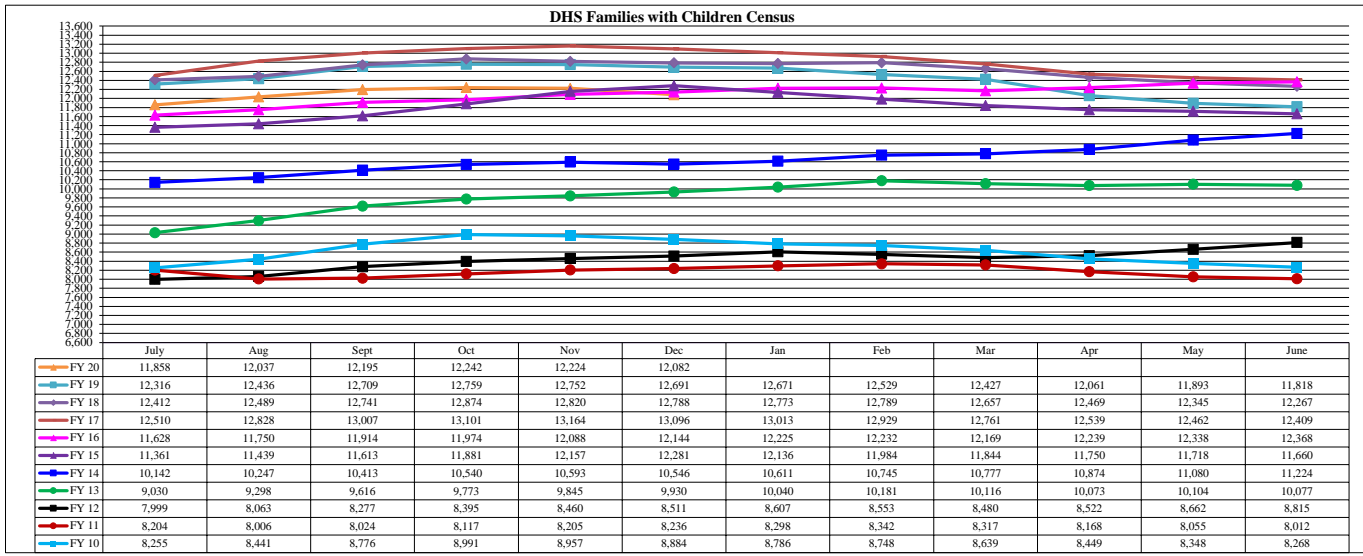
FAMILY INTAKE	
Families Requesting Temporary Housing at PATH	79
Adult Families Requesting Temporary Housing at AFIC	19
Families Placed in Overnight Accommodations	0
Families w/children at PATH Overnight (pre 10PM)	0

TOTAL SHELTER CENSUS	
Adults	38,431
Children	21,372
Total Individuals	59,803

SINGLE ADULT SHELTER CENSUS	
Men	12,482
Women	4,721
Total Single Adults	17,203

FAMILIES WITH CHILDREN CENSUS	
Families	11,957
Adults	16,034
Children	21,372
Individuals	37,406

ADULT FAMILIES CENSUS	
Families	2,467
Individuals (Adults)	5,194



*Due to data conversion the average monthly census for December 2011 and January 2012 for Families with Children and Adult Families is based upon data for a partial month.

DAILY REPORT

1/28/2020

(Data from Monday, January 27, 2020)

Code Blue

SINGLE ADULTS	
Drop-in Center Clients Served	648
Drop-in Center Overnight Census	194
Faith Bed Census	158
Outreach Contacts	214
Outreach Placements	29
Safe Haven Utilization	1069
Veterans In Short-term Housing	254
Criminal Justice Short-term Housing	219

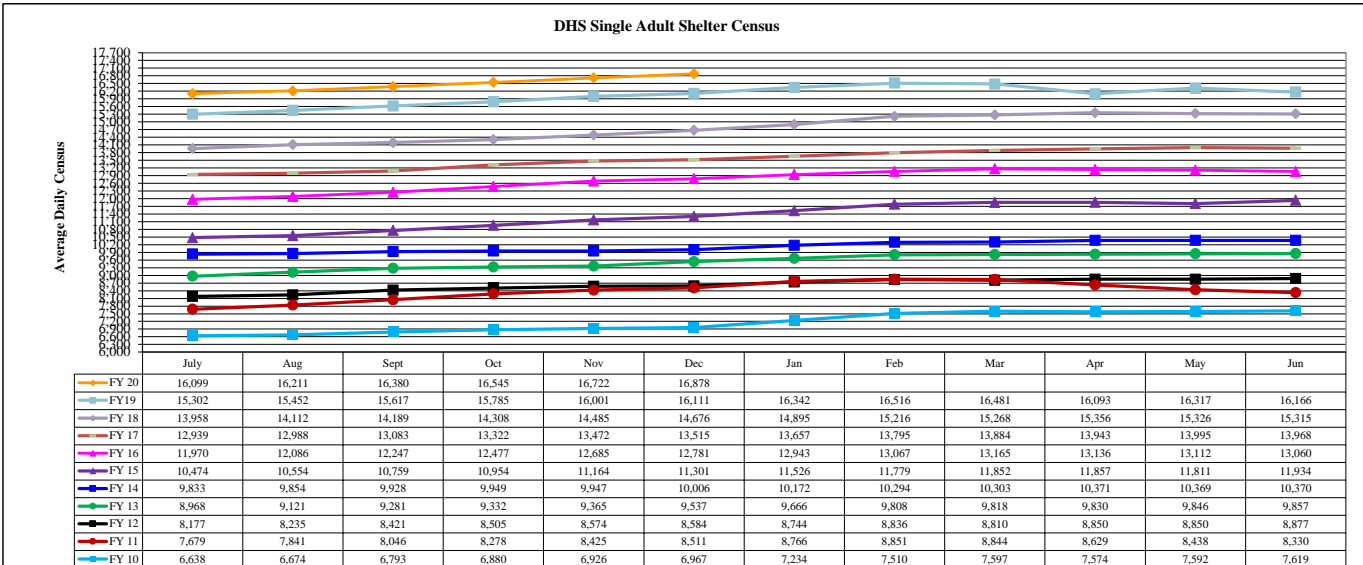
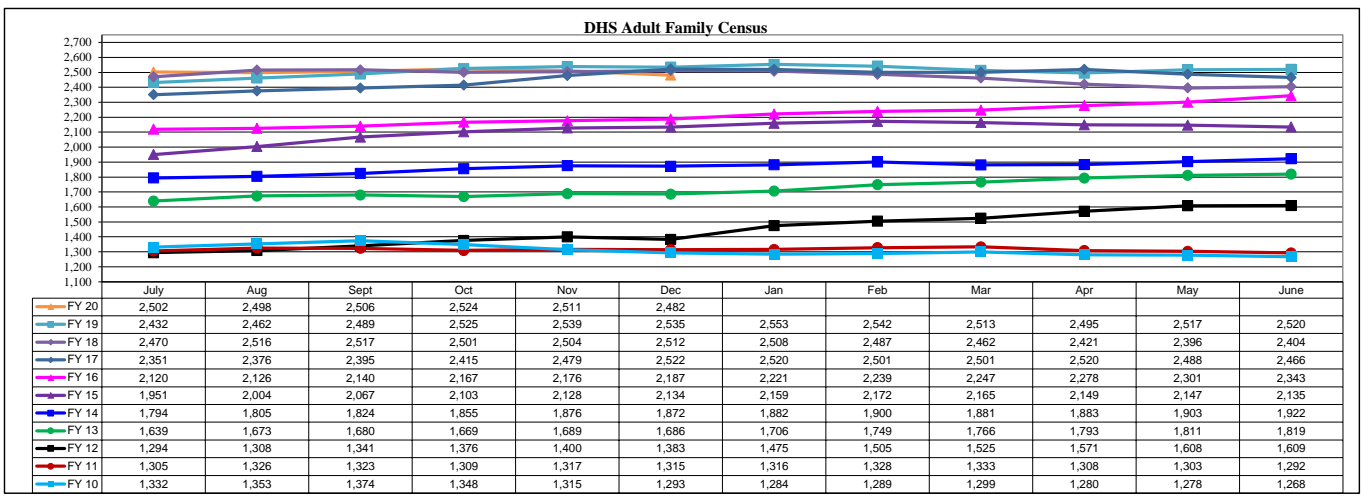
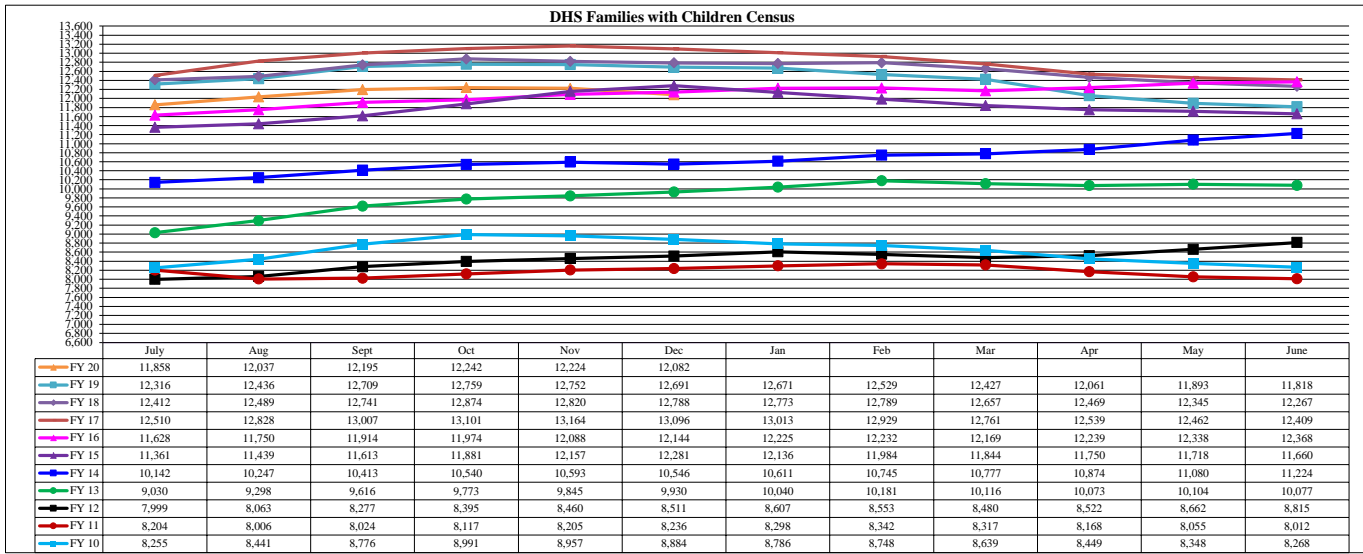
FAMILY INTAKE	
Families Requesting Temporary Housing at PATH	112
Adult Families Requesting Temporary Housing at AFIC	23
Families Placed in Overnight Accommodations	0
Families w/children at PATH Overnight (pre 10PM)	0

TOTAL SHELTER CENSUS	
Adults	38,466
Children	21,370
Total Individuals	59,836

SINGLE ADULT SHELTER CENSUS	
Men	12,484
Women	4,734
Total Single Adults	17,218

FAMILIES WITH CHILDREN CENSUS	
Families	11,952
Adults	16,031
Children	21,370
Individuals	37,401

ADULT FAMILIES CENSUS	
Families	2,478
Individuals (Adults)	5,217



*Due to data conversion the average monthly census for December 2011 and January 2012 for Families with Children and Adult Families is based upon data for a partial month.

DAILY REPORT

1/29/2020

(Data from Tuesday, January 28, 2020)

Code Blue

SINGLE ADULTS	
Drop-in Center Clients Served	603
Drop-in Center Overnight Census	235
Faith Bed Census	191
Outreach Contacts	203
Outreach Placements	10
Safe Haven Utilization	1067
Veterans In Short-term Housing	251
Criminal Justice Short-term Housing	216

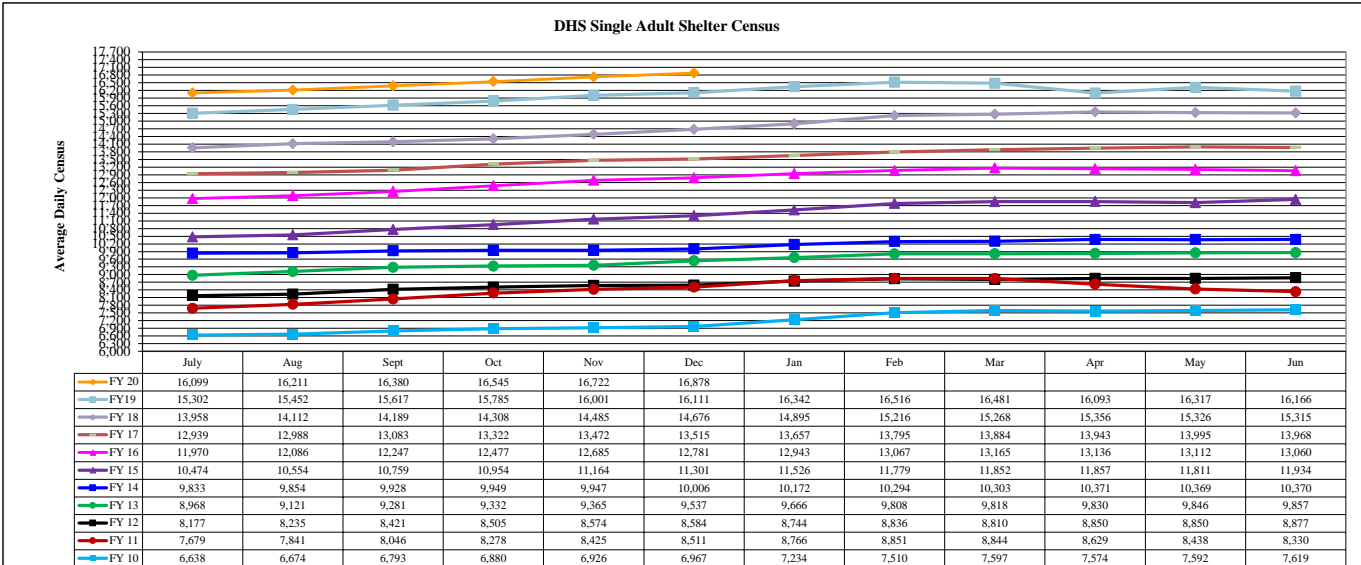
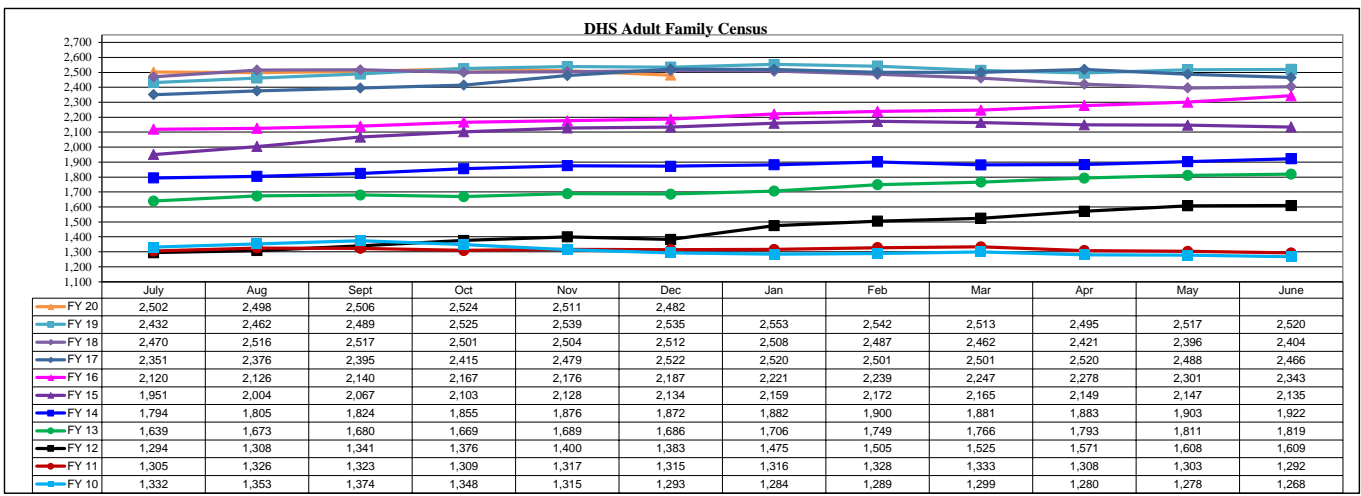
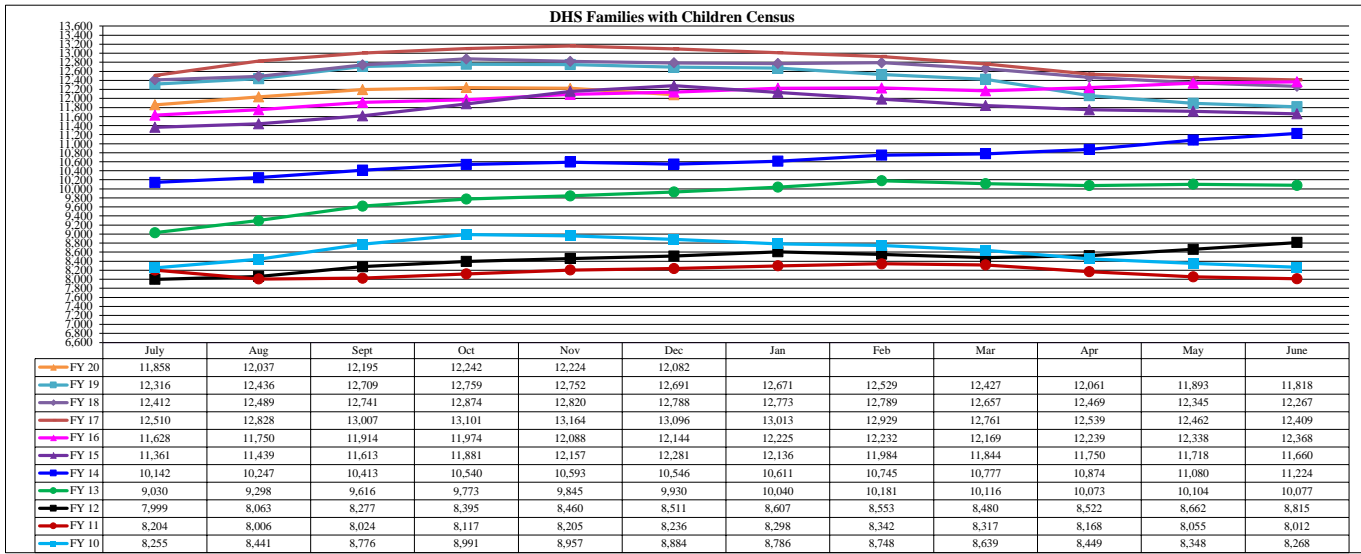
FAMILY INTAKE	
Families Requesting Temporary Housing at PATH	125
Adult Families Requesting Temporary Housing at AFIC	25
Families Placed in Overnight Accommodations	0
Families w/children at PATH Overnight (pre 10PM)	0

TOTAL SHELTER CENSUS	
Adults	38,458
Children	21,295
Total Individuals	59,753

SINGLE ADULT SHELTER CENSUS	
Men	12,510
Women	4,741
Total Single Adults	17,251

FAMILIES WITH CHILDREN CENSUS	
Families	11,921
Adults	15,987
Children	21,295
Individuals	37,282

ADULT FAMILIES CENSUS	
Families	2,480
Individuals (Adults)	5,220



*Due to data conversion the average monthly census for December 2011 and January 2012 for Families with Children and Adult Families is based upon data for a partial month.

DAILY REPORT

1/30/2020

(Data from Wednesday, January 29, 2020)

Code Blue

SINGLE ADULTS	
Drop-in Center Clients Served	616
Drop-in Center Overnight Census	239
Faith Bed Census	174
Outreach Contacts	386
Outreach Placements	26
Safe Haven Utilization	1068
Veterans In Short-term Housing	251
Criminal Justice Short-term Housing	215

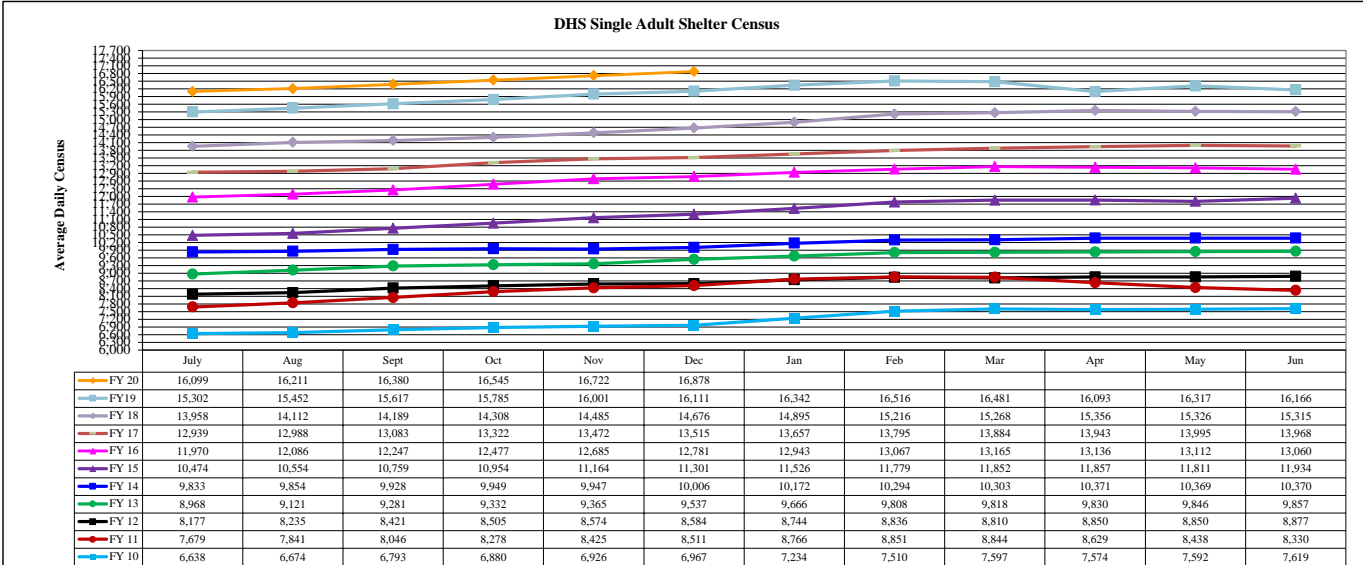
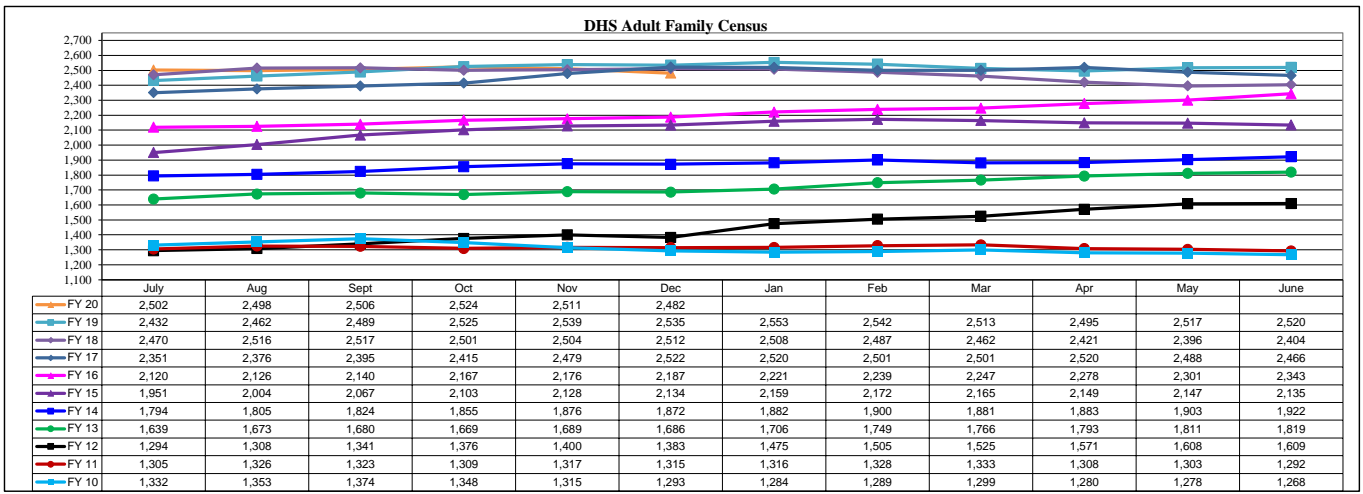
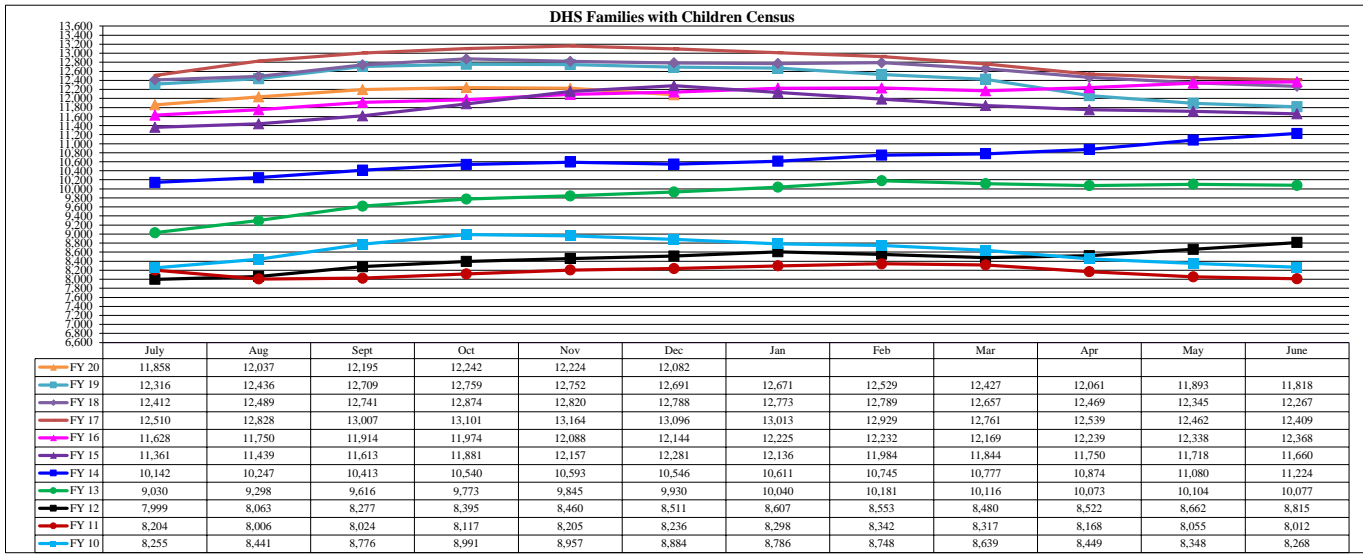
FAMILY INTAKE	
Families Requesting Temporary Housing at PATH	97
Adult Families Requesting Temporary Housing at AFIC	17
Families Placed in Overnight Accommodations	0
Families w/children at PATH Overnight (pre 10PM)	0

TOTAL SHELTER CENSUS	
Adults	38,405
Children	21,300
Total Individuals	59,705

SINGLE ADULT SHELTER CENSUS	
Men	12,488
Women	4,731
Total Single Adults	17,219

FAMILIES WITH CHILDREN CENSUS	
Families	11,926
Adults	15,977
Children	21,300
Individuals	37,277

ADULT FAMILIES CENSUS	
Families	2,475
Individuals (Adults)	5,209



*Due to data conversion the average monthly census for December 2011 and January 2012 for Families with Children and Adult Families is based upon data for a partial month.

DAILY REPORT

1/31/2020

(Data from Thursday, January 30, 2020)

Code Blue

SINGLE ADULTS	
Drop-in Center Clients Served	612
Drop-in Center Overnight Census	234
Faith Bed Census	168
Outreach Contacts	373
Outreach Placements	33
Safe Haven Utilization	1068
Veterans In Short-term Housing	250
Criminal Justice Short-term Housing	215

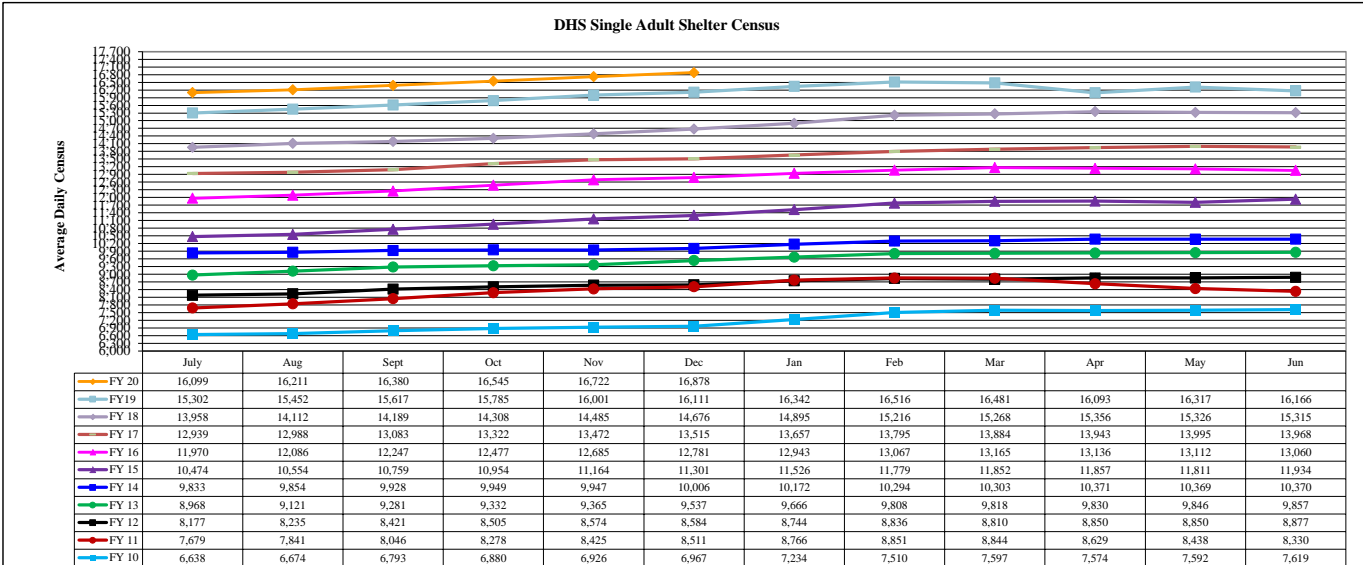
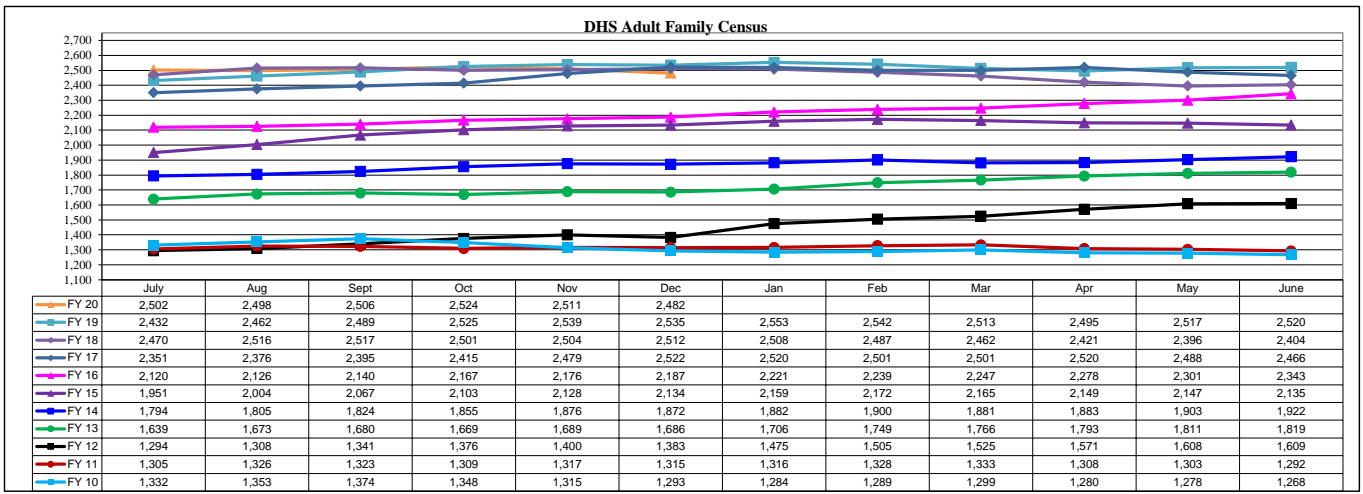
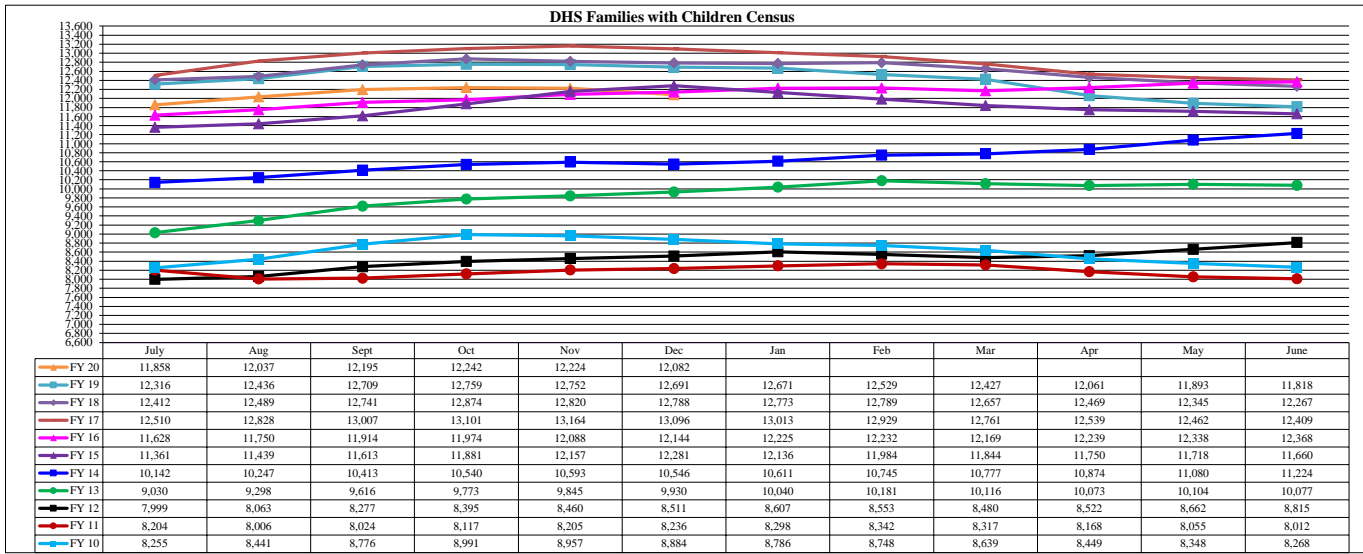
FAMILY INTAKE	
Families Requesting Temporary Housing at PATH	105
Adult Families Requesting Temporary Housing at AFIC	17
Families Placed in Overnight Accommodations	0
Families w/children at PATH Overnight (pre 10PM)	0

TOTAL SHELTER CENSUS	
Adults	38,374
Children	21,268
Total Individuals	59,642

SINGLE ADULT SHELTER CENSUS	
Men	12,504
Women	4,731
Total Single Adults	17,235

FAMILIES WITH CHILDREN CENSUS	
Families	11,903
Adults	15,927
Children	21,268
Individuals	37,195

ADULT FAMILIES CENSUS	
Families	2,476
Individuals (Adults)	5,212



*Due to data conversion the average monthly census for December 2011 and January 2012 for Families with Children and Adult Families is based upon data for a partial month.