

DAILY REPORT

6/24/2022

(Data from Thursday, June 23, 2022)

SINGLE ADULTS	
Drop-in Center Clients Served	469
Drop-in Center Overnight Census	157
Faith Bed Census	24
Outreach Contacts	224
Outreach Placements	33
Safe Haven Utilization	1491
Veterans In Short-term Housing	173
Criminal Justice Short-term Housing	87

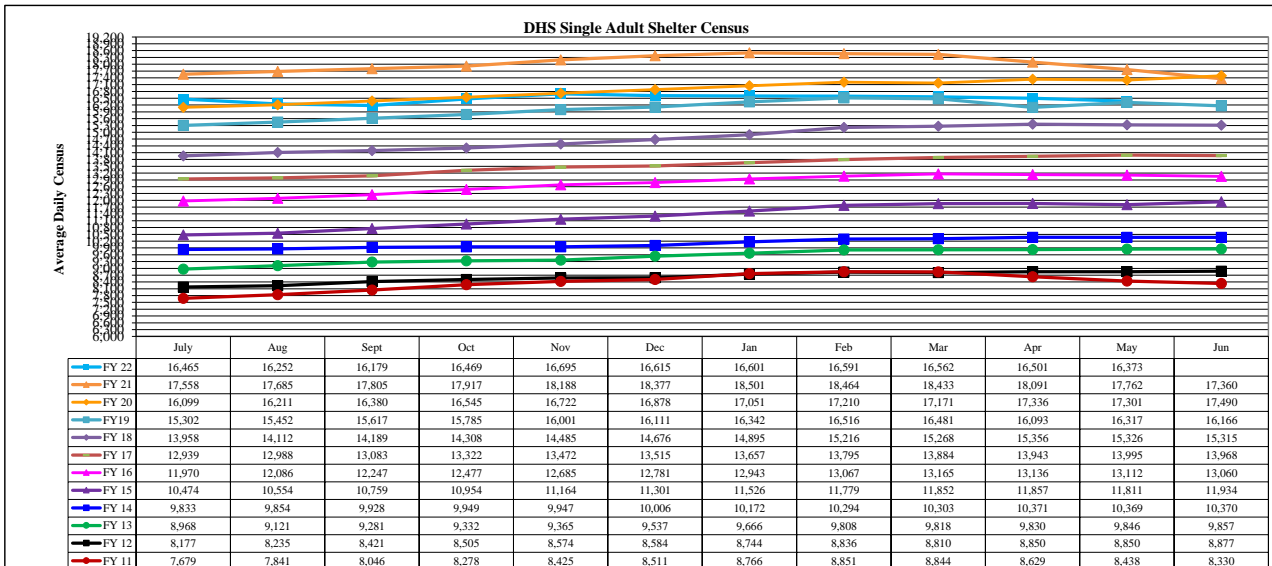
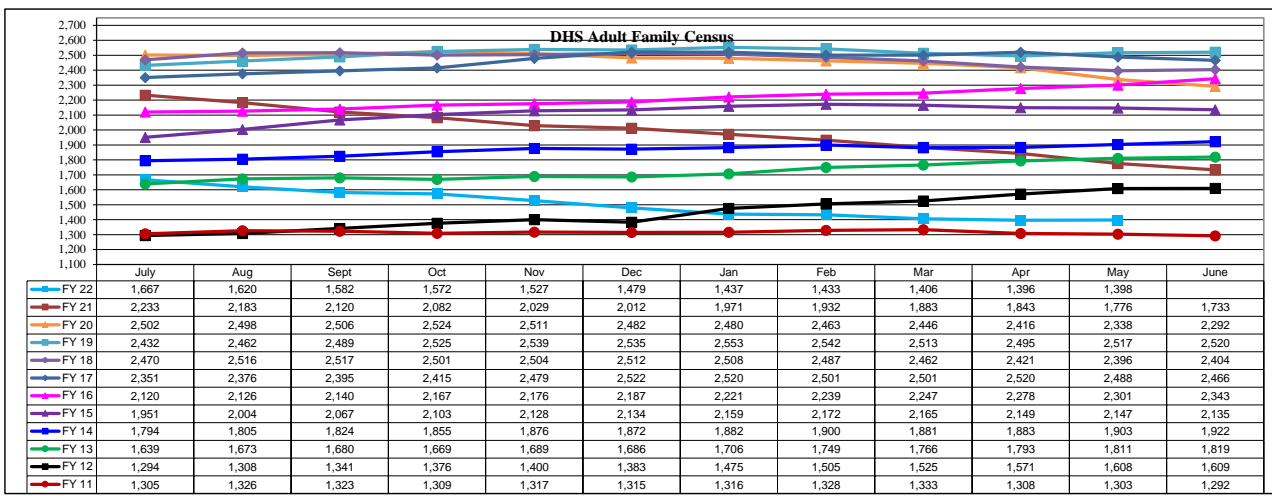
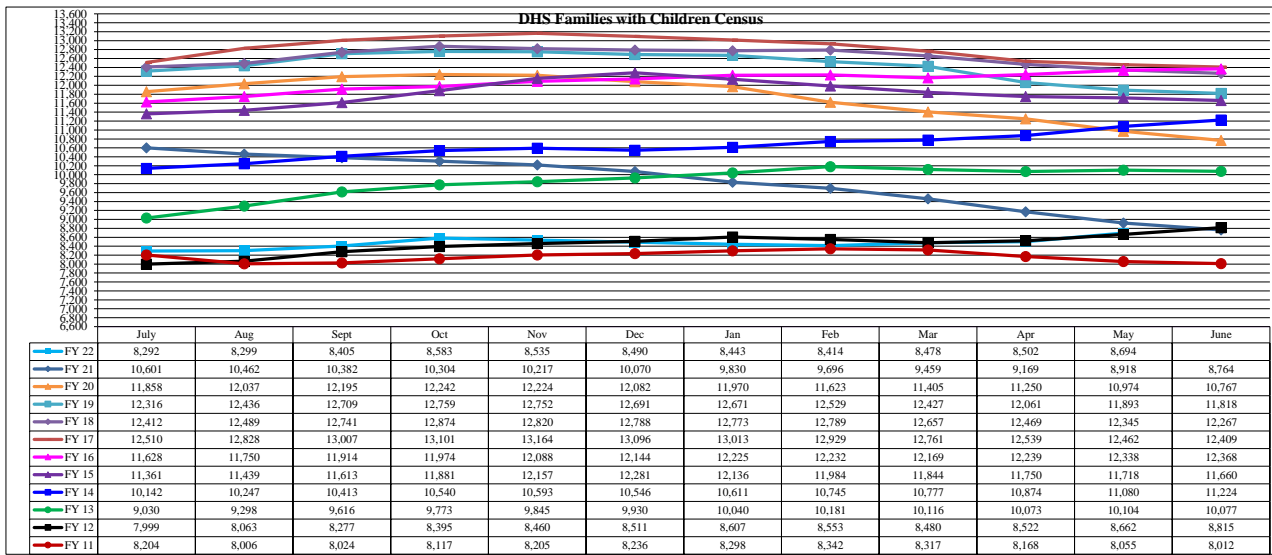
FAMILY INTAKE	
Families Requesting Temporary Housing at PATH	134
Adult Families Requesting Temporary Housing at AFIC	20
Families Placed in Overnight Accommodations	0
Families w/children at PATH Overnight (pre 10PM)	0

TOTAL SHELTER CENSUS	
Adults	31,493
Children	15,502
Total Individuals	46,995

SINGLE ADULTS	
Men	12,181
Women	4,126
Total Single Adults	16,307

FAMILIES WITH CHILDREN	
Families	9,039
Adults	12,266
Children	15,502
Individuals	27,768

ADULT FAMILIES CENSUS	
Families	1,390
Individuals (Adults)	2,920



*Due to data conversion the average monthly census for December 2011 and January 2012 for Families with Children and Adult Families is based upon data for a partial month.