

**DAILY REPORT**

6/26/2023

(Data from Sunday, June 25, 2023)

SINGLE ADULTS	
Drop-in Center Clients Served	390
Drop-in Center Overnight Census	160
Faith Bed Census	27
Outreach Contacts	293
Outreach Placements	40
Safe Haven Utilization	1550
Veterans In Short-term Housing	182
Criminal Justice Short-term Housing (Note: This count is also included in the <b>TOTAL SHELTER CENSUS</b> )	NA

4 of 7 sites reporting  
4 of 7 sites reporting  
4 of 7 sites reporting

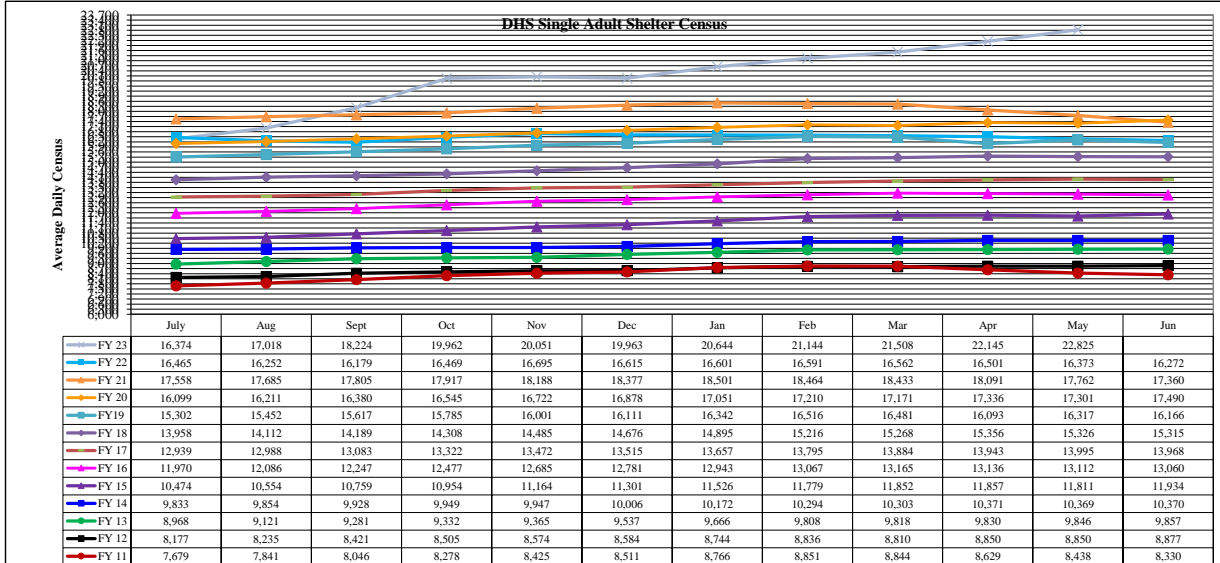
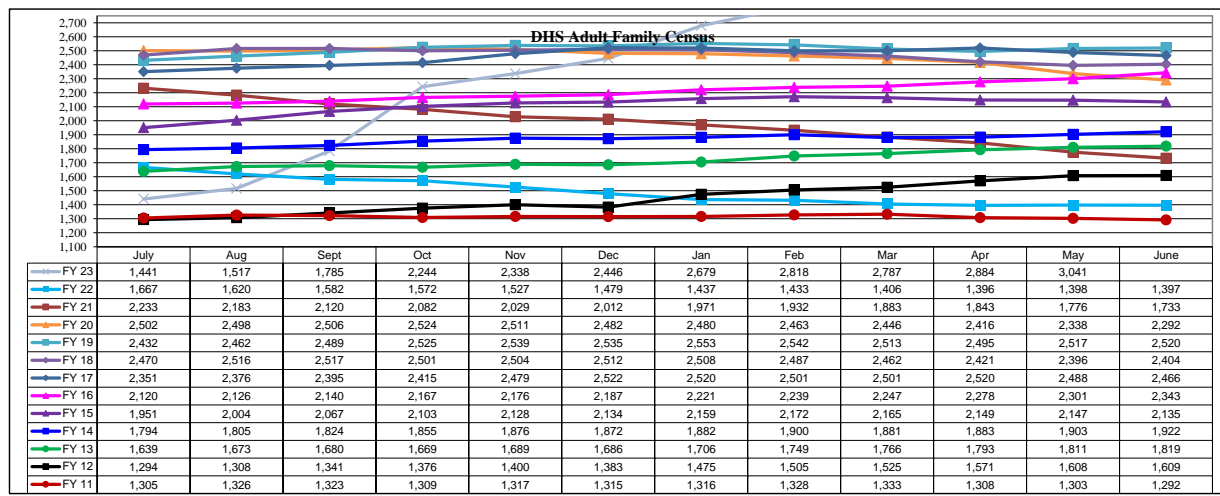
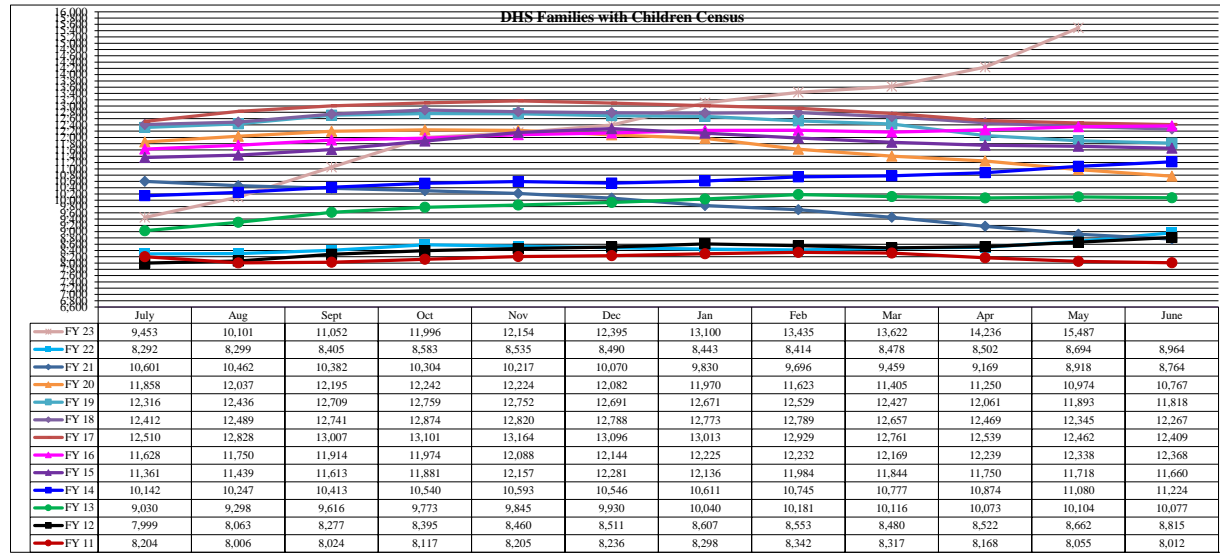
FAMILY INTAKE	
Families with Children Requesting Temporary Housing	118
Adult Families Requesting Temporary Housing	25
Families Placed in Overnight Accommodations	0
Families w/children at PATH Overnight (pre 10PM)	0

TOTAL SHELTER CENSUS	
Adults	53,516
Children	27,455
<b>Total Individuals</b>	<b>80,971</b>

SINGLE ADULTS	
Men	17,155
Women	4,661
<b>Total Single Adults</b>	<b>21,816</b>

FAMILIES WITH CHILDREN	
Families	16,134
Adults	25,384
Children	27,455
<b>Individuals</b>	<b>52,839</b>

ADULT FAMILIES CENSUS	
Families	2,977
<b>Individuals (Adults)</b>	<b>6,316</b>



\*Due to data conversion the average monthly census for December 2011 and January 2012 for Families with Children and Adult Families is based upon data for a partial month.