

**DAILY REPORT**

1/10/2020

(Data from Thursday, January 09, 2020)

Code Blue

SINGLE ADULTS	
Drop-in Center Clients Served	611
Drop-in Center Overnight Census	242
Faith Bed Census	156
Outreach Contacts	371
Outreach Placements	31
Safe Haven Utilization	1069
Veterans In Short-term Housing	237
Criminal Justice Short-term Housing	215

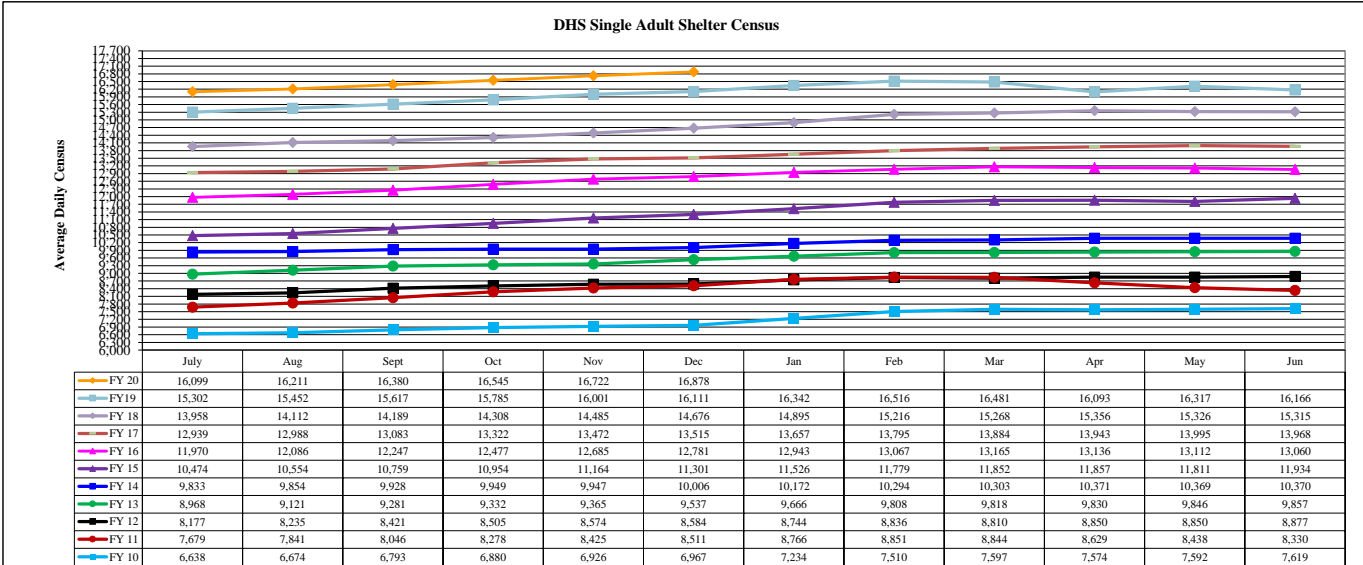
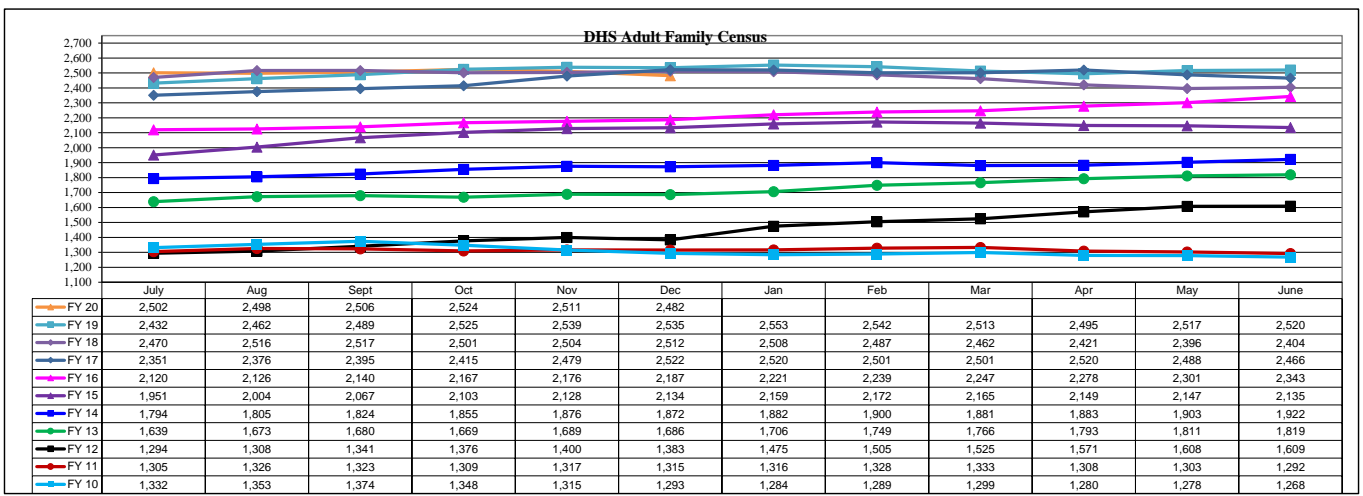
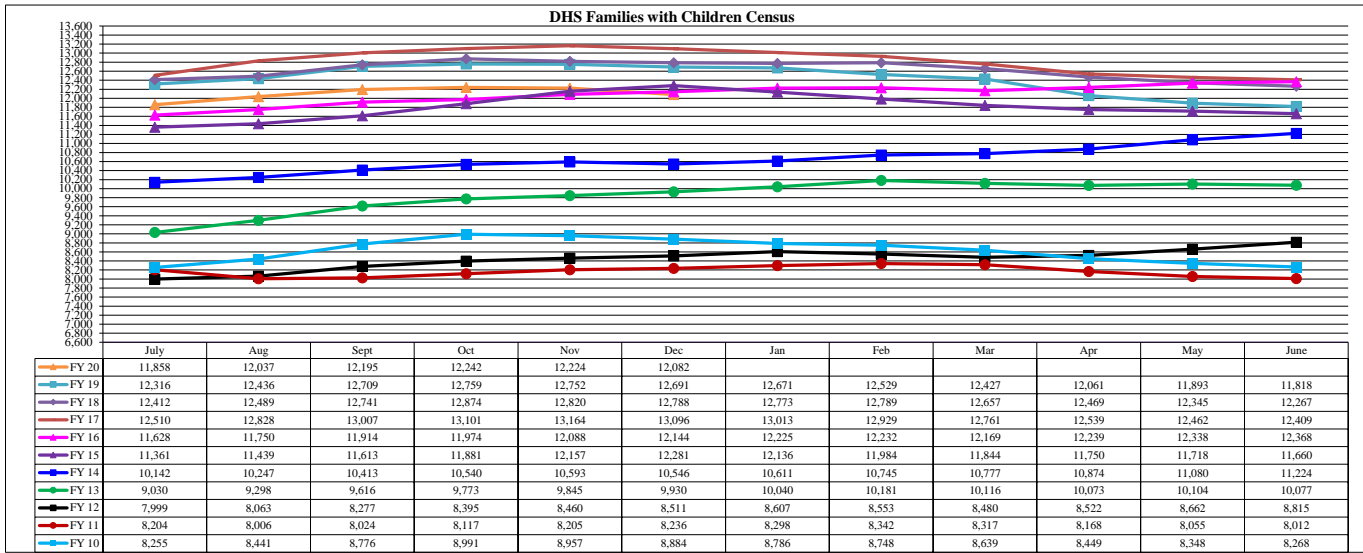
FAMILY INTAKE	
Families Requesting Temporary Housing at PATH	119
Adult Families Requesting Temporary Housing at AFIC	28
Families Placed in Overnight Accommodations	0
Families w/children at PATH Overnight (pre 10PM)	0

TOTAL SHELTER CENSUS	
Adults	38,356
Children	21,457
<b>Total Individuals</b>	<b>59,813</b>

SINGLE ADULT SHELTER CENSUS	
Men	12,391
Women	4,656
<b>Total Single Adults</b>	<b>17,047</b>

FAMILIES WITH CHILDREN CENSUS	
<b>Families</b>	12,017
Adults	16,102
Children	21,457
<b>Individuals</b>	<b>37,559</b>

ADULT FAMILIES CENSUS	
<b>Families</b>	2,475
<b>Individuals (Adults)</b>	<b>5,207</b>



\*Due to data conversion the average monthly census for December 2011 and January 2012 for Families with Children and Adult Families is based upon data for a partial month.