

DAILY REPORT

3/3/2020

(Data from Monday, March 02, 2020)

SINGLE ADULTS	
Drop-in Center Clients Served	649
Drop-in Center Overnight Census	240
Faith Bed Census	173
Outreach Contacts	417
Outreach Placements	22
Safe Haven Utilization	1049
Veterans In Short-term Housing	237
Criminal Justice Short-term Housing	218

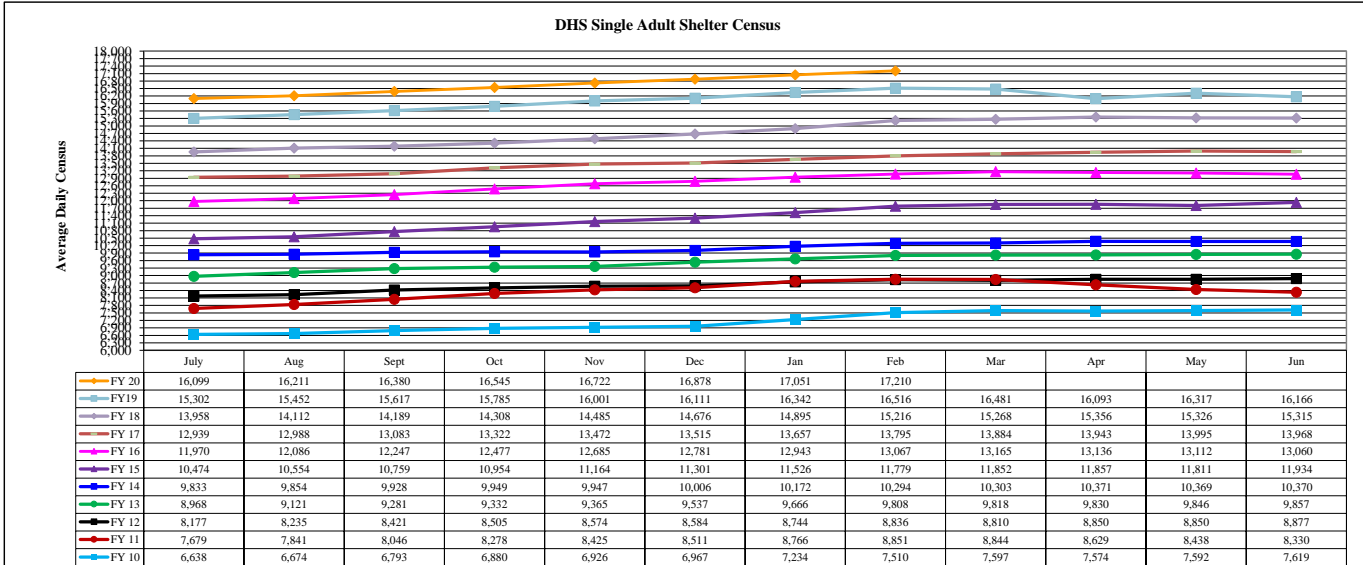
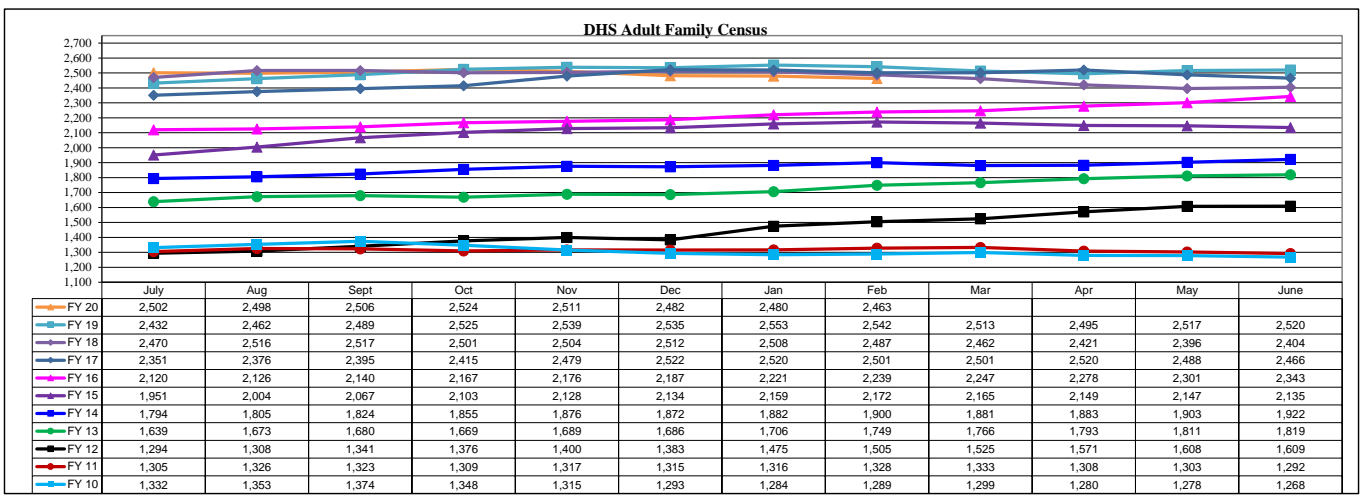
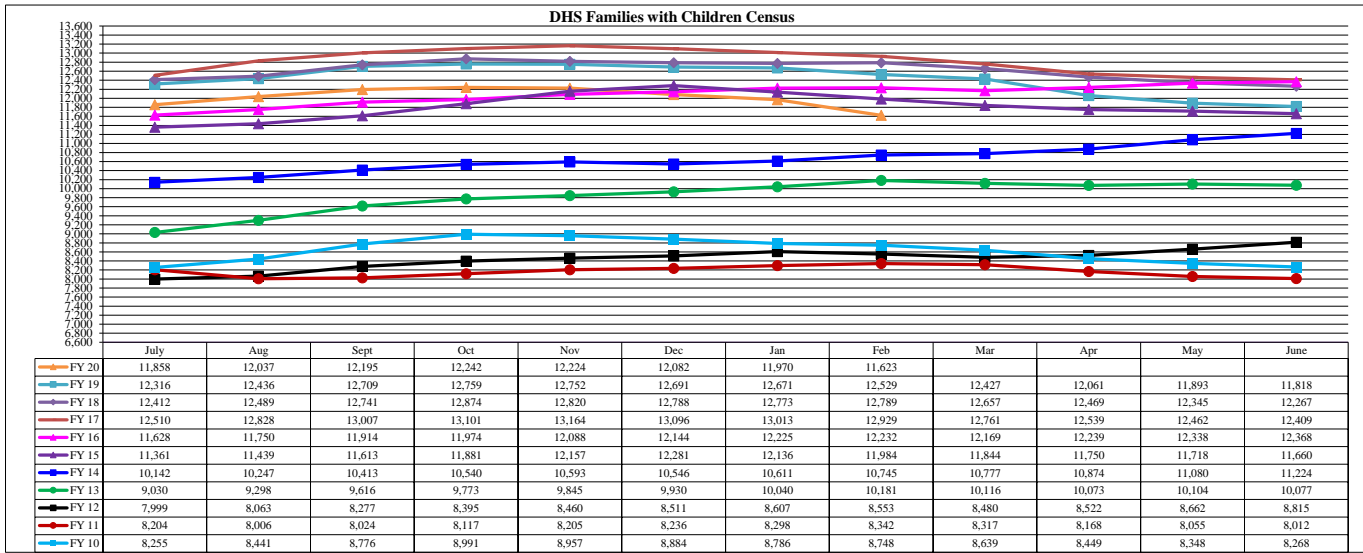
FAMILY INTAKE	
Families Requesting Temporary Housing at PATH	79
Adult Families Requesting Temporary Housing at AFIC	13
Families Placed in Overnight Accommodations	0
Families w/children at PATH Overnight (pre 10PM)	0

TOTAL SHELTER CENSUS	
Adults	37,786
Children	20,631
Total Individuals	58,417

SINGLE ADULT SHELTER CENSUS	
Men	12,530
Women	4,675
Total Single Adults	17,205

FAMILIES WITH CHILDREN CENSUS	
Families	11,488
Adults	15,415
Children	20,631
Individuals	36,046

ADULT FAMILIES CENSUS	
Families	2,448
Individuals (Adults)	5,166



*Due to data conversion the average monthly census for December 2011 and January 2012 for Families with Children and Adult Families is based upon data for a partial month.