

**DAILY REPORT**

3/6/2023

(Data from Sunday, March 05, 2023)

**Code Blue**

SINGLE ADULTS	
Drop-in Center Clients Served	535
Drop-in Center Overnight Census	183
Faith Bed Census	24
Outreach Contacts	287
Outreach Placements	29
Safe Haven Utilization	1556
Veterans In Short-term Housing	223
Criminal Justice Short-term Housing (Note: This count is also included in the <b>TOTAL SHELTER CENSUS</b> )	136

5 of 6 sites reporting  
 5 of 6 sites reporting  
 5 of 6 sites reporting

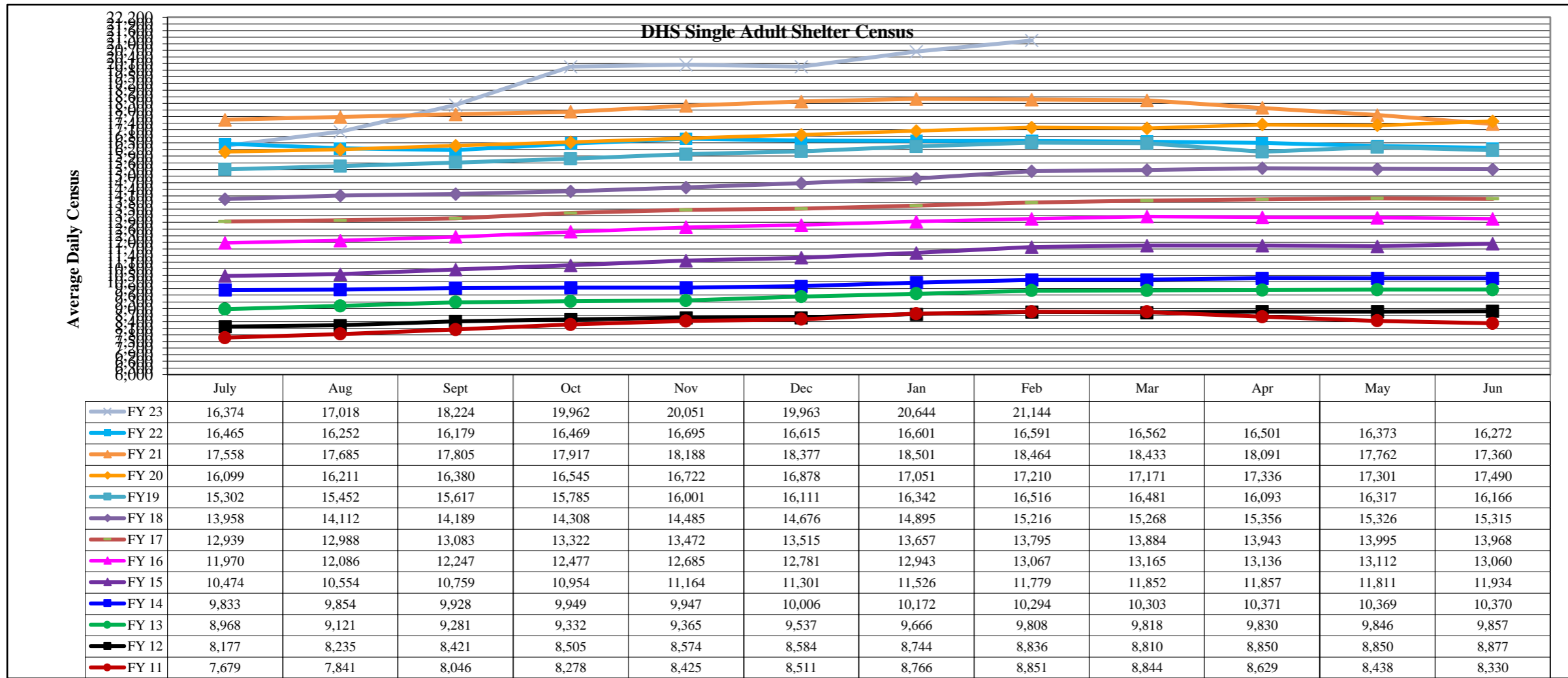
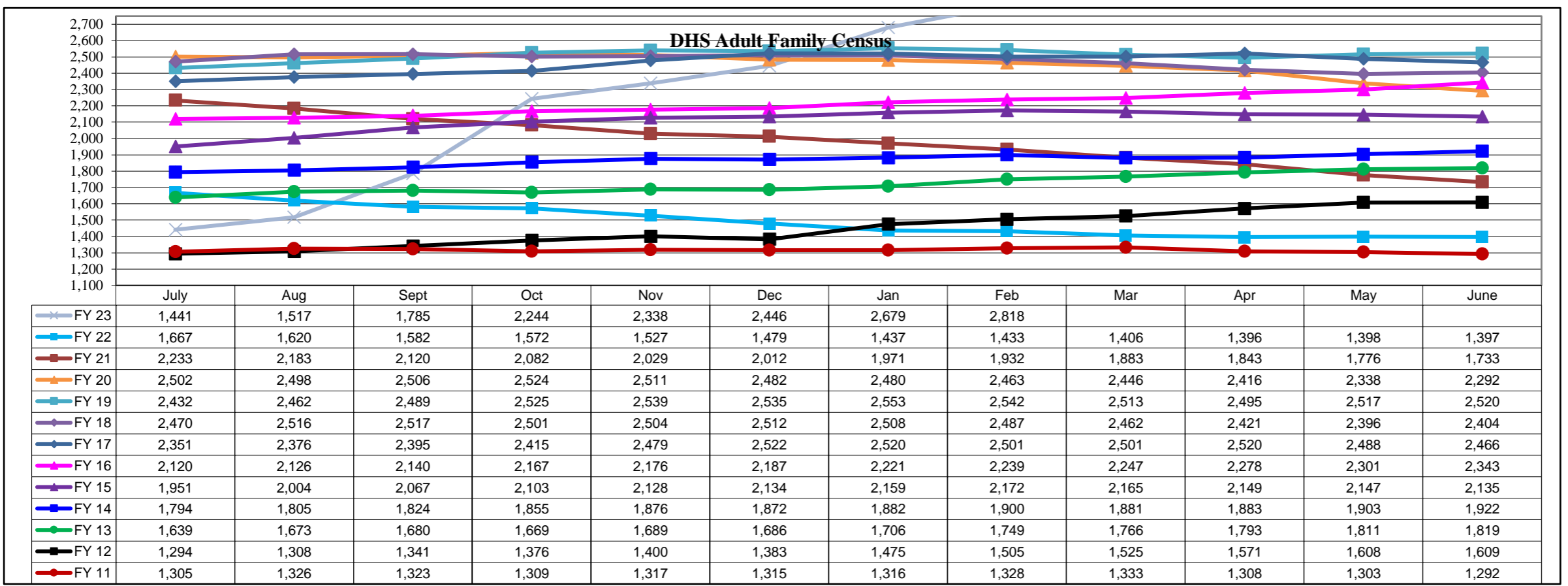
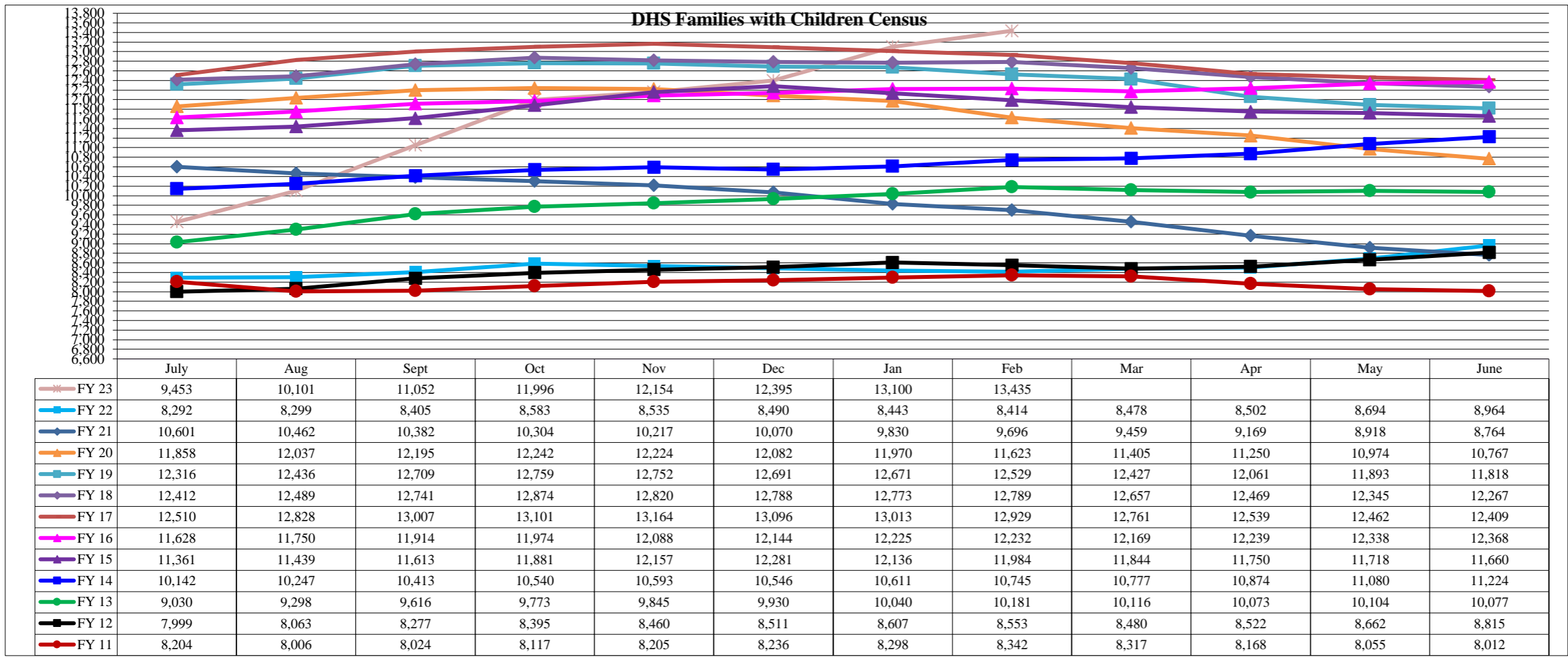
FAMILY INTAKE	
Families with Children Requesting Temporary Housing	94
Adult Families Requesting Temporary Housing	30
Families Placed in Overnight Accommodations	0
Families w/children at PATH Overnight (pre 10PM)	0

TOTAL SHELTER CENSUS	
Adults	47,894
Children	22,966
<b>Total Individuals</b>	<b>70,860</b>

SINGLE ADULTS	
Men	16,803
Women	4,472
<b>Total Single Adults</b>	<b>21,275</b>

FAMILIES WITH CHILDREN	
<b>Families</b>	13,489
Adults	20,744
Children	22,966
<b>Individuals</b>	<b>43,710</b>

ADULT FAMILIES CENSUS	
<b>Families</b>	2,770
<b>Individuals (Adults)</b>	<b>5,875</b>



\*Due to data conversion the average monthly census for December 2011 and January 2012 for Families with Children and Adult Families is based upon data for a partial month.