

**DAILY REPORT**

9/19/2022

(Data from Sunday, September 18, 2022)

SINGLE ADULTS	
Drop-in Center Clients Served	513
Drop-in Center Overnight Census	146
Faith Bed Census	18
Outreach Contacts	181
Outreach Placements	8
Safe Haven Utilization	821
Veterans In Short-term Housing	159
Criminal Justice Short-term Housing (Note: This count is also included in the <b>TOTAL SHELTER CENSUS</b> )	140

4 of 5 sites reported.  
 4 of 5 sites reported.  
 4 of 5 sites reported.

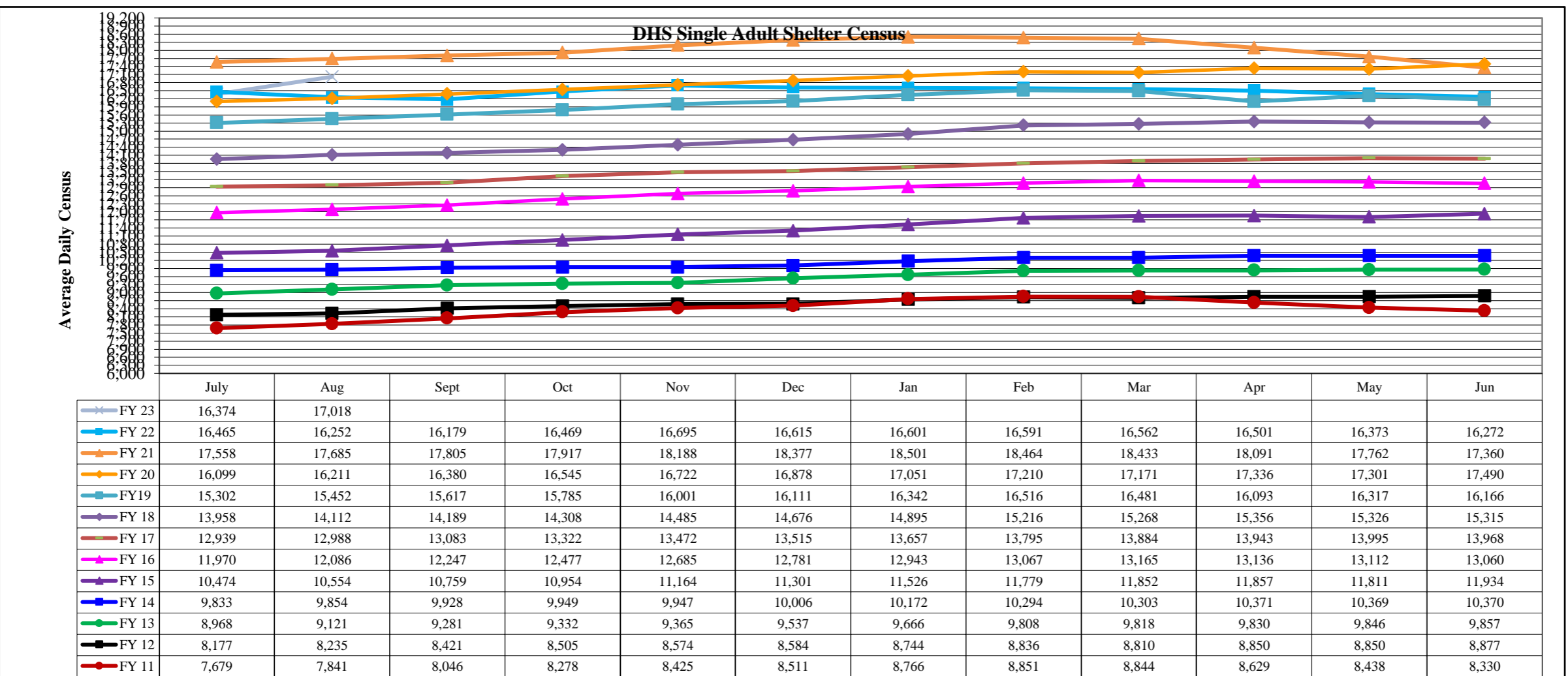
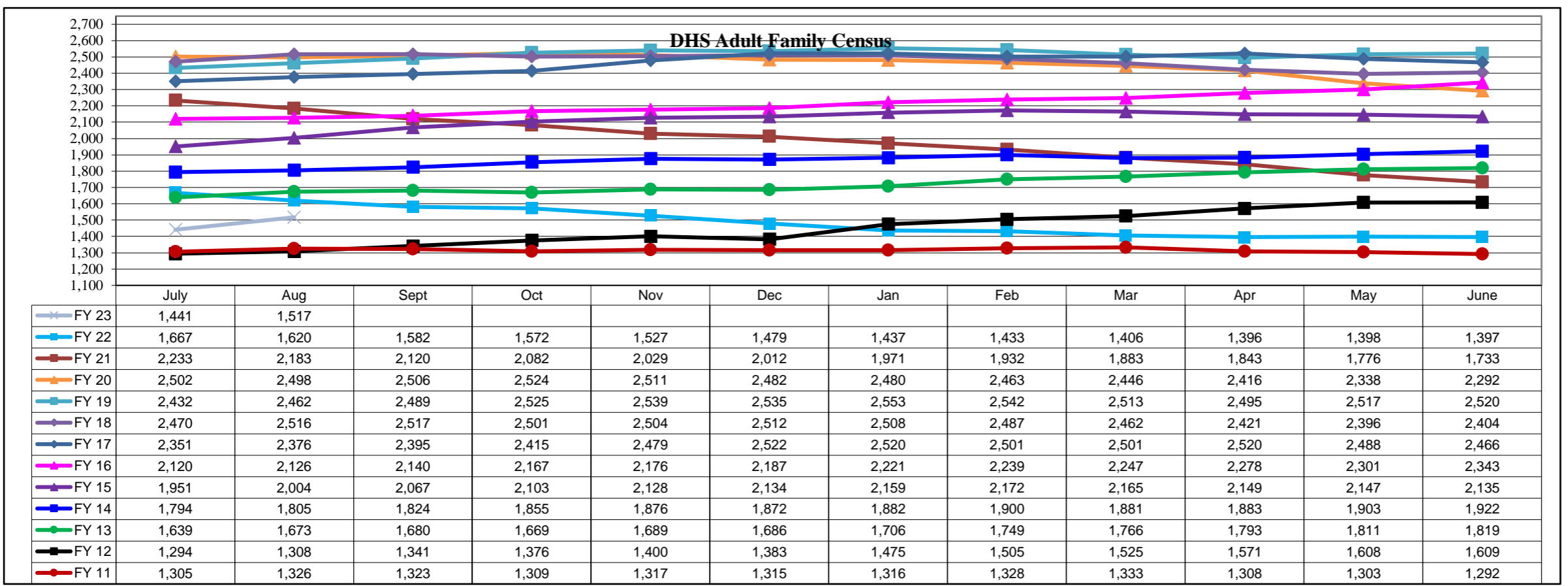
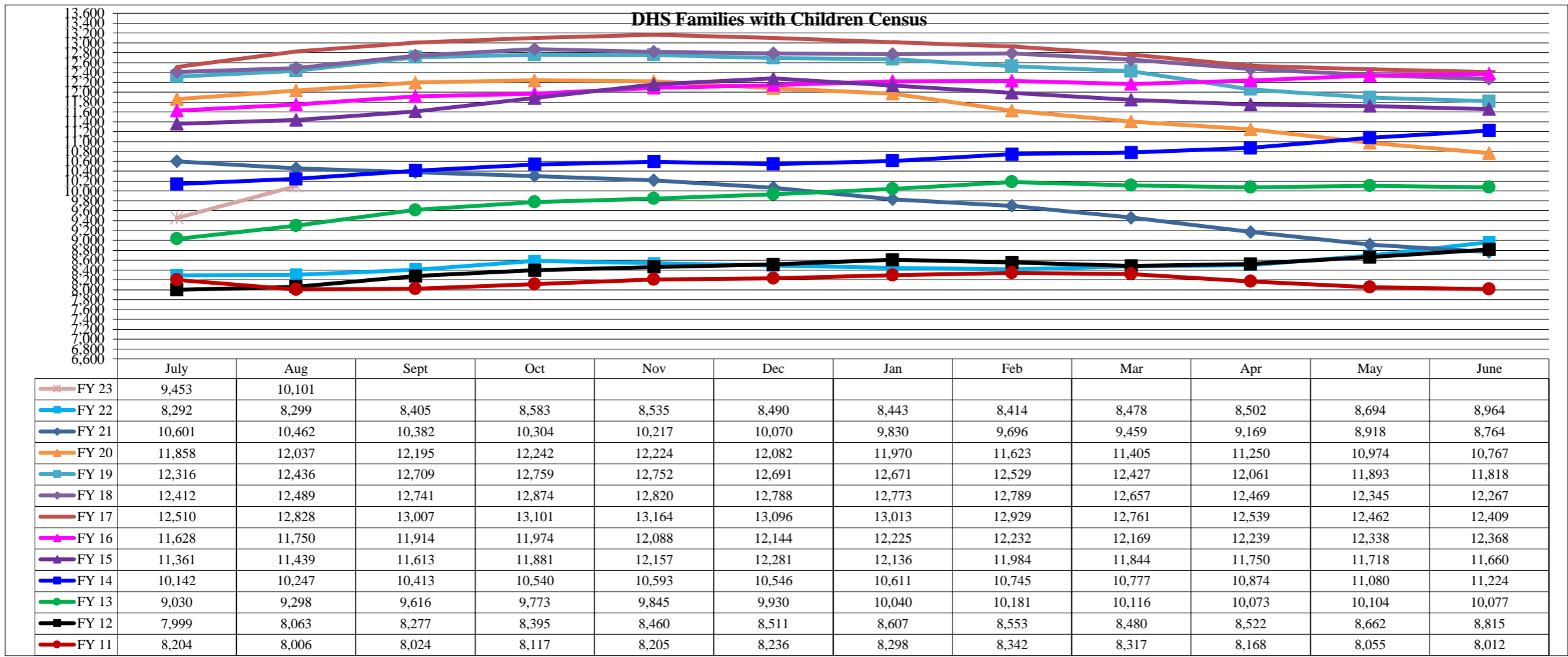
FAMILY INTAKE	
Families Requesting Temporary Housing at PATH	109
Adult Families Requesting Temporary Housing at AFIC	31
Families Placed in Overnight Accommodations	0
Families w/children at PATH Overnight (pre 10PM)	0

TOTAL SHELTER CENSUS	
Adults	38,172
Children	19,027
<b>Total Individuals</b>	<b>57,199</b>

SINGLE ADULTS	
Men	14,076
Women	4,280
<b>Total Single Adults</b>	<b>18,356</b>

FAMILIES WITH CHILDREN	
<b>Families</b>	11,198
Adults	16,051
Children	19,027
<b>Individuals</b>	<b>35,078</b>

ADULT FAMILIES CENSUS	
<b>Families</b>	1,780
<b>Individuals (Adults)</b>	<b>3,765</b>



\*Due to data conversion the average monthly census for December 2011 and January 2012 for Families with Children and Adult Families is based upon data for a partial month.