

**DAILY REPORT**

2/27/2020

(Data from Wednesday, February 26, 2020)

SINGLE ADULTS	
Drop-in Center Clients Served	560
Drop-in Center Overnight Census	222
Faith Bed Census	138
Outreach Contacts	338
Outreach Placements	19
Safe Haven Utilization	1063
Veterans In Short-term Housing	242
Criminal Justice Short-term Housing	213

Incomplete (4)

Incomplete (4)

Incomplete (4)

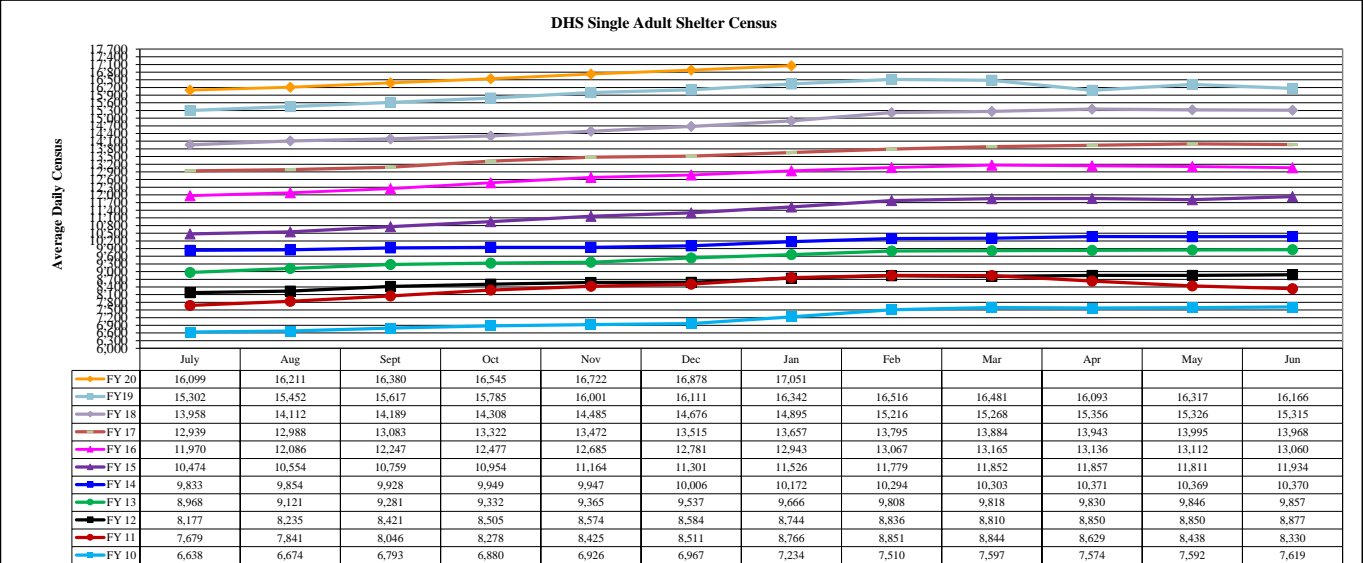
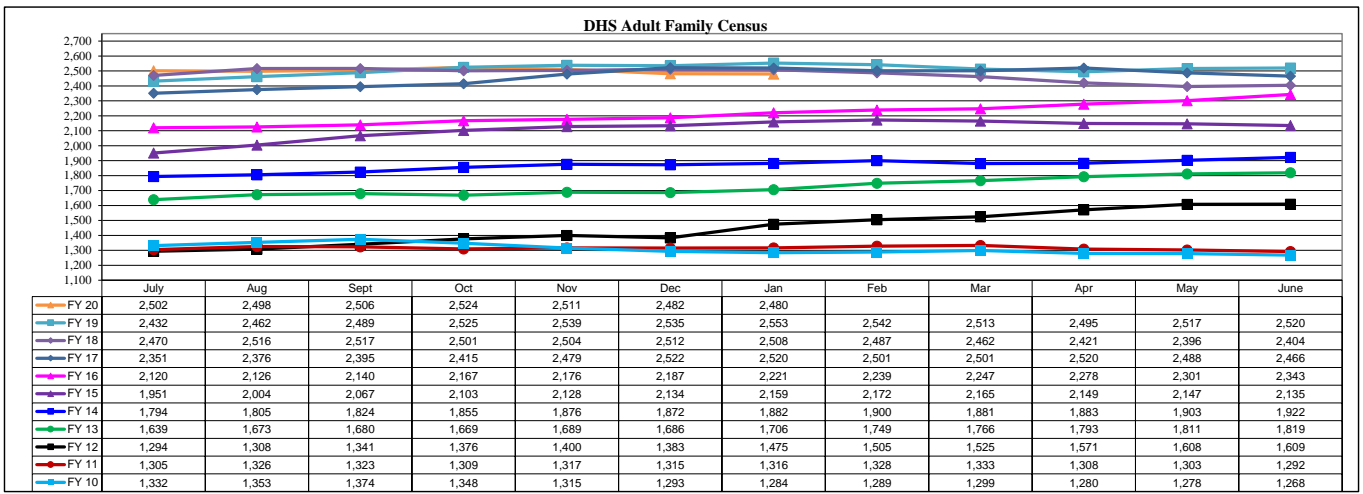
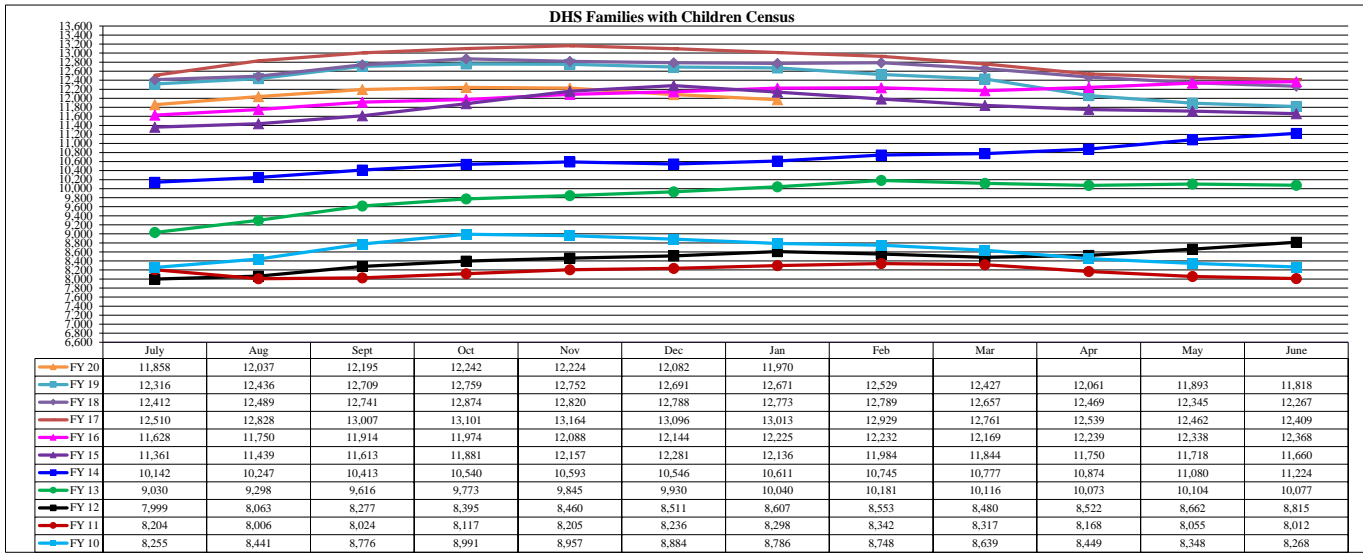
FAMILY INTAKE	
Families Requesting Temporary Housing at PATH	86
Adult Families Requesting Temporary Housing at AFIC	23
Families Placed in Overnight Accommodations	0
Families w/children at PATH Overnight (pre 10PM)	0

TOTAL SHELTER CENSUS	
Adults	37,853
Children	20,654
<b>Total Individuals</b>	<b>58,507</b>

SINGLE ADULT SHELTER CENSUS	
Men	12,521
Women	4,690
<b>Total Single Adults</b>	<b>17,211</b>

FAMILIES WITH CHILDREN CENSUS	
<b>Families</b>	11,516
Adults	15,454
Children	20,654
<b>Individuals</b>	<b>36,108</b>

ADULT FAMILIES CENSUS	
<b>Families</b>	2,461
<b>Individuals (Adults)</b>	<b>5,188</b>



\*Due to data conversion the average monthly census for December 2011 and January 2012 for Families with Children and Adult Families is based upon data for a partial month.