

DAILY REPORT

7/26/2021

(Data from Sunday, July 25, 2021)

| SINGLE ADULTS | |
|-------------------------------------|------|
| Drop-in Center Clients Served | 438 |
| Drop-in Center Overnight Census | 131 |
| Faith Bed Census | 19 |
| Outreach Contacts | 72 |
| Outreach Placements | 5 |
| Safe Haven Utilization | 1015 |
| Veterans In Short-term Housing | 184 |
| Criminal Justice Short-term Housing | 103 |

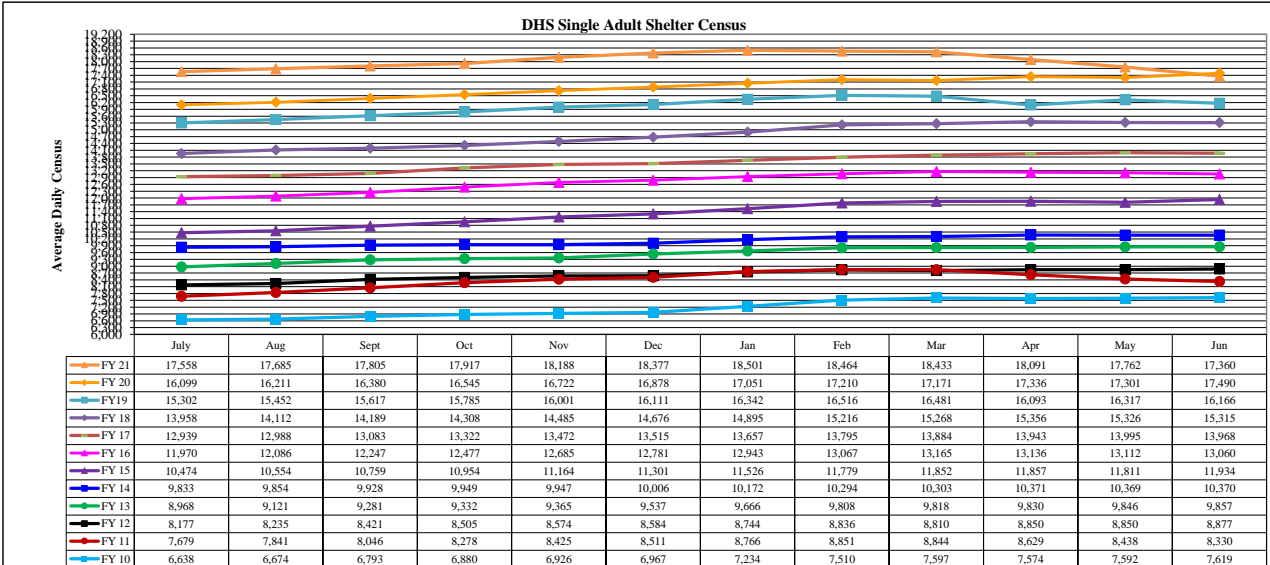
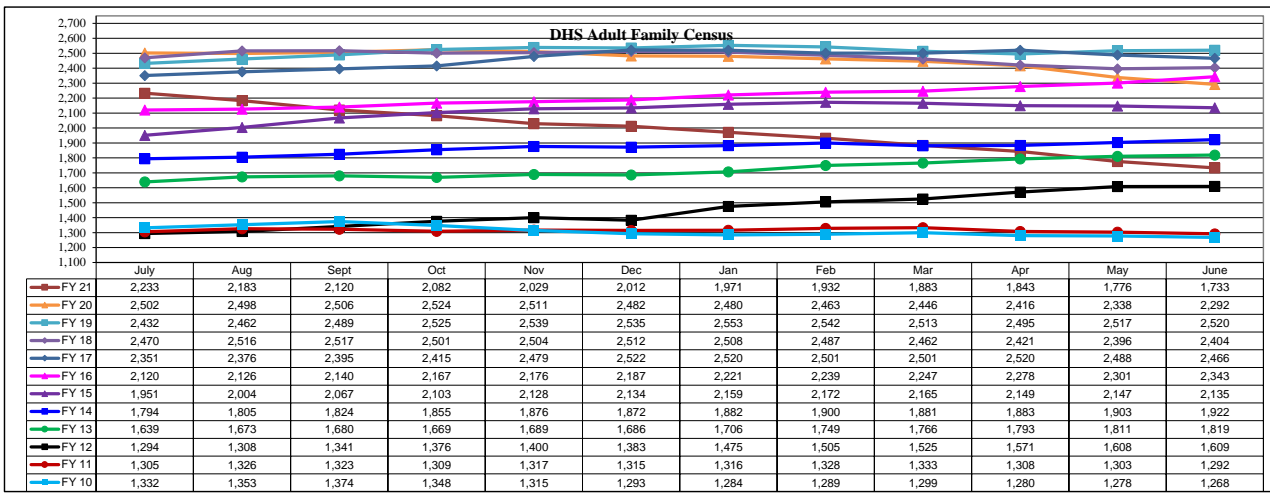
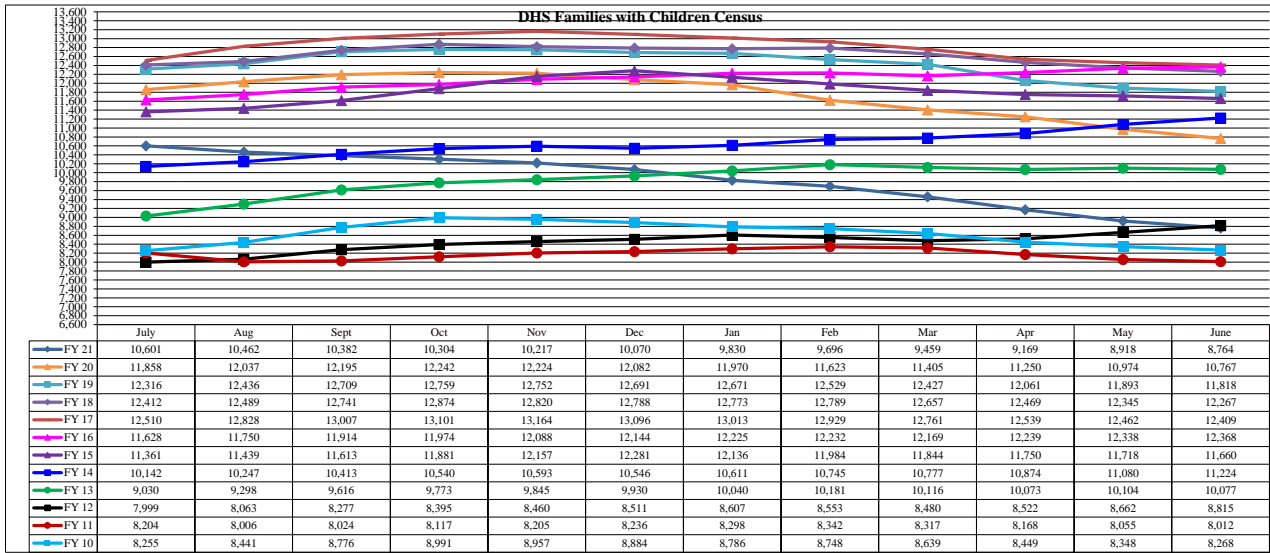
| FAMILY INTAKE | |
|---|----|
| Families Requesting Temporary Housing at PATH | 69 |
| Adult Families Requesting Temporary Housing at AFIC | 9 |
| Families Placed in Overnight Accommodations | 0 |
| Families w/children at PATH Overnight (pre 10PM) | 0 |

| TOTAL SHELTER CENSUS | |
|--------------------------|---------------|
| Adults | 30,798 |
| Children | 14,491 |
| Total Individuals | 45,289 |

| SINGLE ADULTS | |
|----------------------------|---------------|
| Men | 12,317 |
| Women | 4,086 |
| Total Single Adults | 16,403 |

| FAMILIES WITH CHILDREN | |
|------------------------|---------------|
| Families | 8,306 |
| Adults | 10,948 |
| Children | 14,491 |
| Individuals | 25,439 |

| ADULT FAMILIES CENSUS | |
|-----------------------------|--------------|
| Families | 1,639 |
| Individuals (Adults) | 3,447 |



*Due to data conversion the average monthly census for December 2011 and January 2012 for Families with Children and Adult Families is based upon data for a partial month.