

DAILY REPORT

6/22/2021

(Data from Monday, June 21, 2021)

SINGLE ADULTS	
Drop-in Center Clients Served	282
Drop-in Center Overnight Census	87
Faith Bed Census	22
Outreach Contacts	245
Outreach Placements	6
Safe Haven Utilization	1047
Veterans In Short-term Housing	190
Criminal Justice Short-term Housing	101

(4 of 6 sites reported)
 (4 of 6 sites reported)
 (4 of 6 sites reported)

FAMILY INTAKE	
Families Requesting Temporary Housing at PATH	137
Adult Families Requesting Temporary Housing at AFIC	8
Families Placed in Overnight Accommodations	0
Families w/children at PATH Overnight (pre 10PM)	0

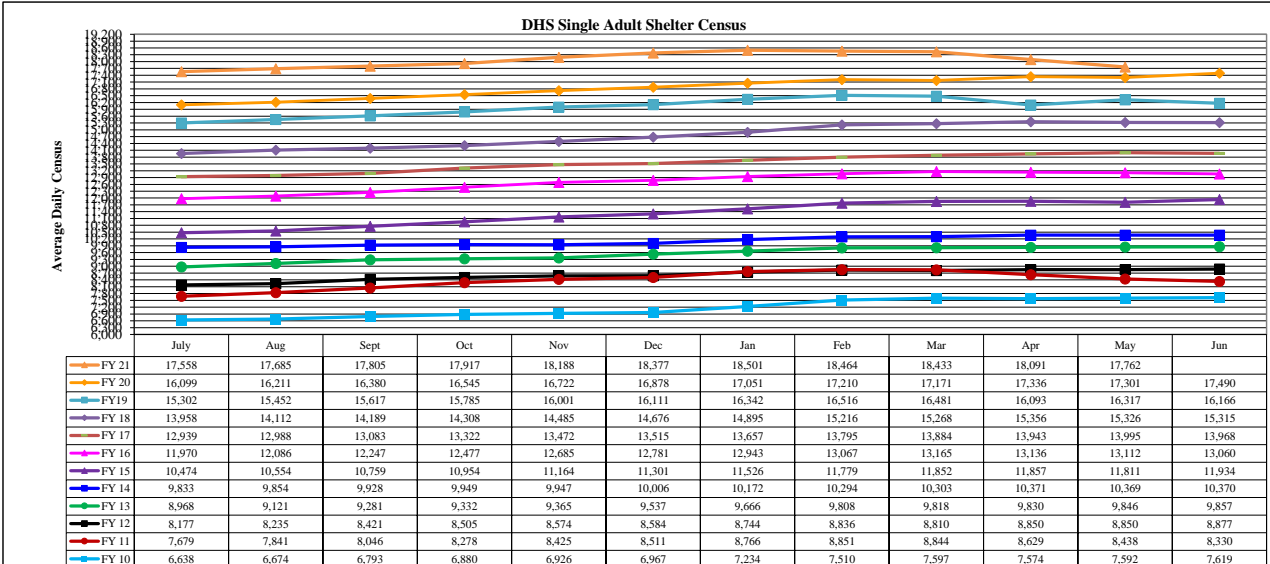
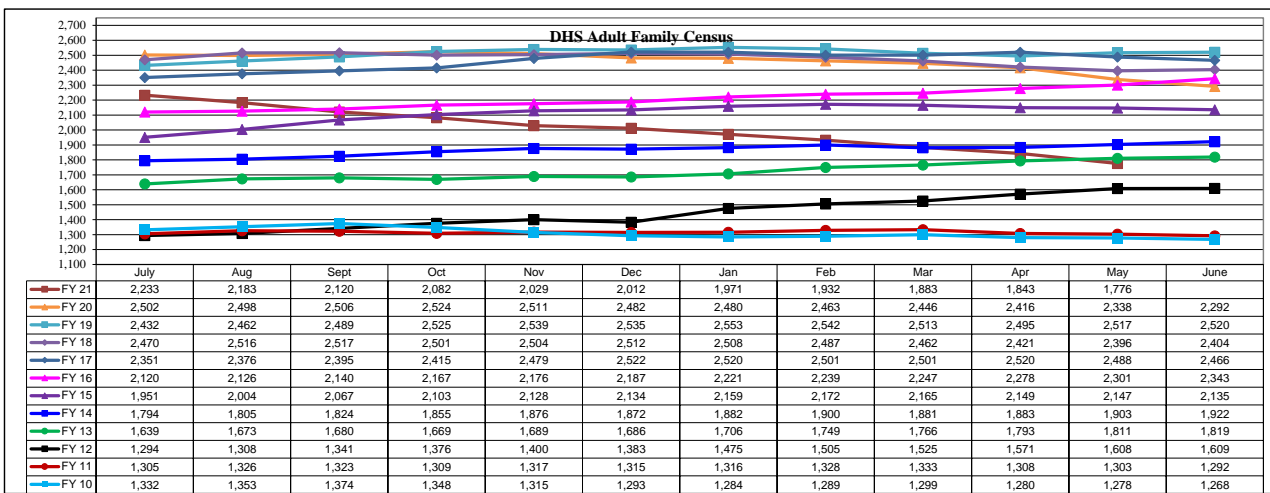
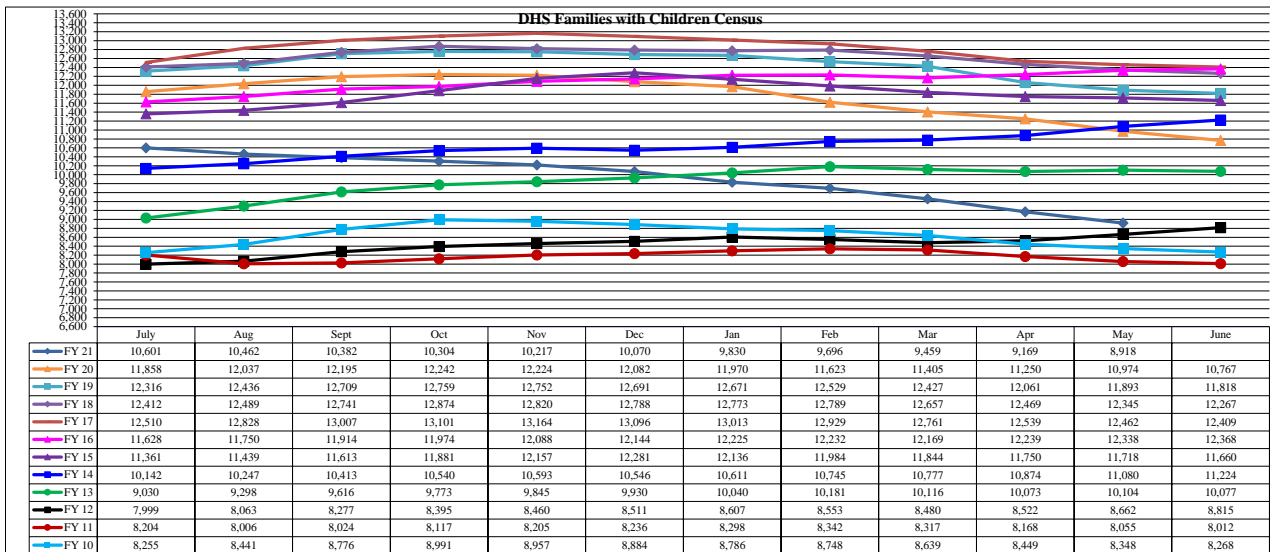
TOTAL SHELTER CENSUS	
Adults	32,445
Children	15,076
Total Individuals	47,521

SINGLE ADULTS	
Men	13,150
Women	4,262
Total Single Adults	17,412

FAMILIES WITH CHILDREN	
Families	8,704
Adults	11,396
Children	15,076
Individuals	26,472

ADULT FAMILIES CENSUS	
Families	1,728
Individuals (Adults)	3,637

x



*Due to data conversion the average monthly census for December 2011 and January 2012 for Families with Children and Adult Families is based upon data for a partial month.