

DAILY REPORT

10/15/2020

(Data from Wednesday, October 14, 2020)

SINGLE ADULTS	
Drop-in Center Clients Served	380
Drop-in Center Overnight Census	133
Faith Bed Census	45
Outreach Contacts	186
Outreach Placements	22
Safe Haven Utilization	1096
Veterans In Short-term Housing	229
Criminal Justice Short-term Housing	119

Incomplete (5/6)
 Incomplete (5/6)
 Incomplete (5/6)

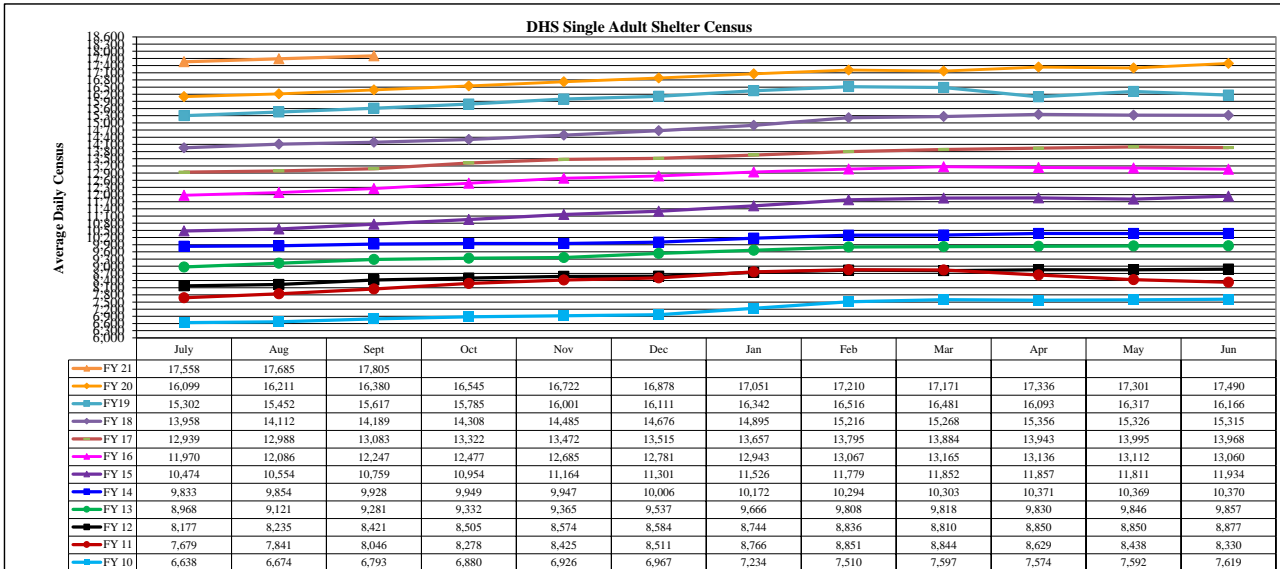
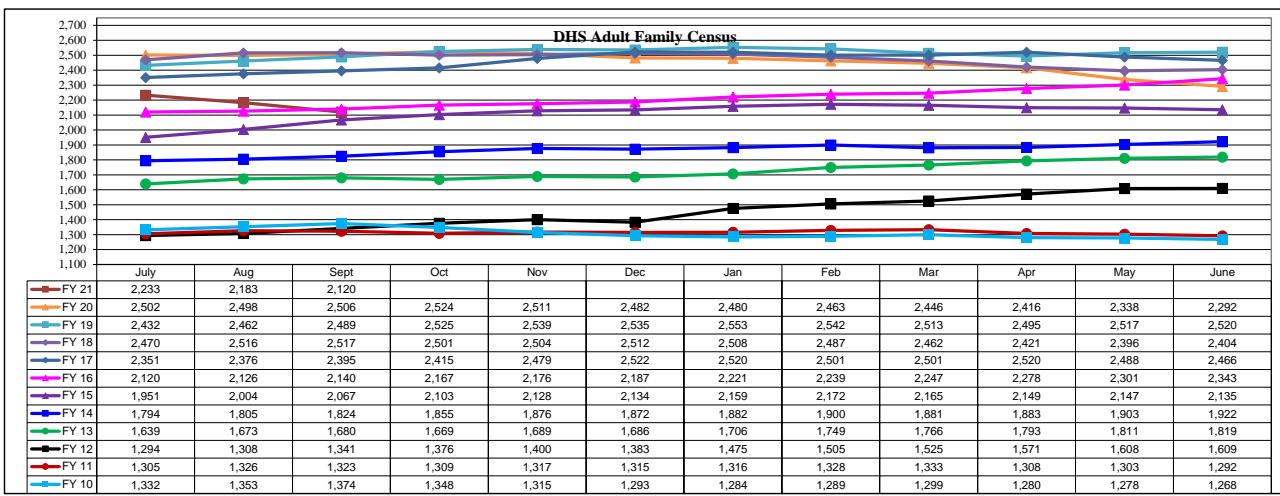
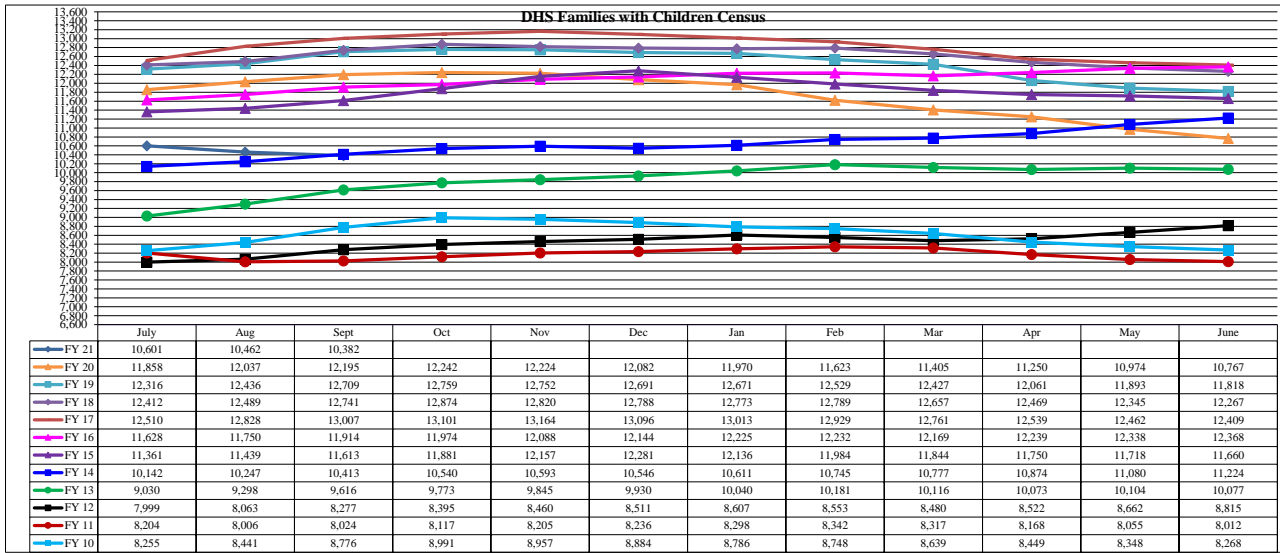
FAMILY INTAKE	
Families Requesting Temporary Housing at PATH	144
Adult Families Requesting Temporary Housing at AFIC	28
Families Placed in Overnight Accommodations	0
Families w/children at PATH Overnight (pre 10PM)	0

TOTAL SHELTER CENSUS	
Adults	35,878
Children	18,188
Total Individuals	54,066

SINGLE ADULTS	
Men	13,380
Women	4,511
Total Single Adults	17,891

FAMILIES WITH CHILDREN CENSUS	
Families	10,276
Adults	13,577
Children	18,188
Individuals	31,765

ADULT FAMILIES CENSUS	
Families	2,085
Individuals (Adults)	4,410



*Due to data conversion the average monthly census for December 2011 and January 2012 for Families with Children and Adult Families is based upon data for a partial month.