

**DAILY REPORT**

10/26/2022

(Data from Tuesday, October 25, 2022)

| SINGLE ADULTS   |      |
|---|------|
| Drop-in Center Clients Served   | 556  |
| Drop-in Center Overnight Census   | 194  |
| Faith Bed Census  | 29   |
| Outreach Contacts   | 235  |
| Outreach Placements   | 31   |
| Safe Haven Utilization  | 1509 |
| Veterans In Short-term Housing  | 204  |
| Criminal Justice Short-term Housing (Note: This count is also included in the <b>TOTAL SHELTER CENSUS</b> ) | 189  |

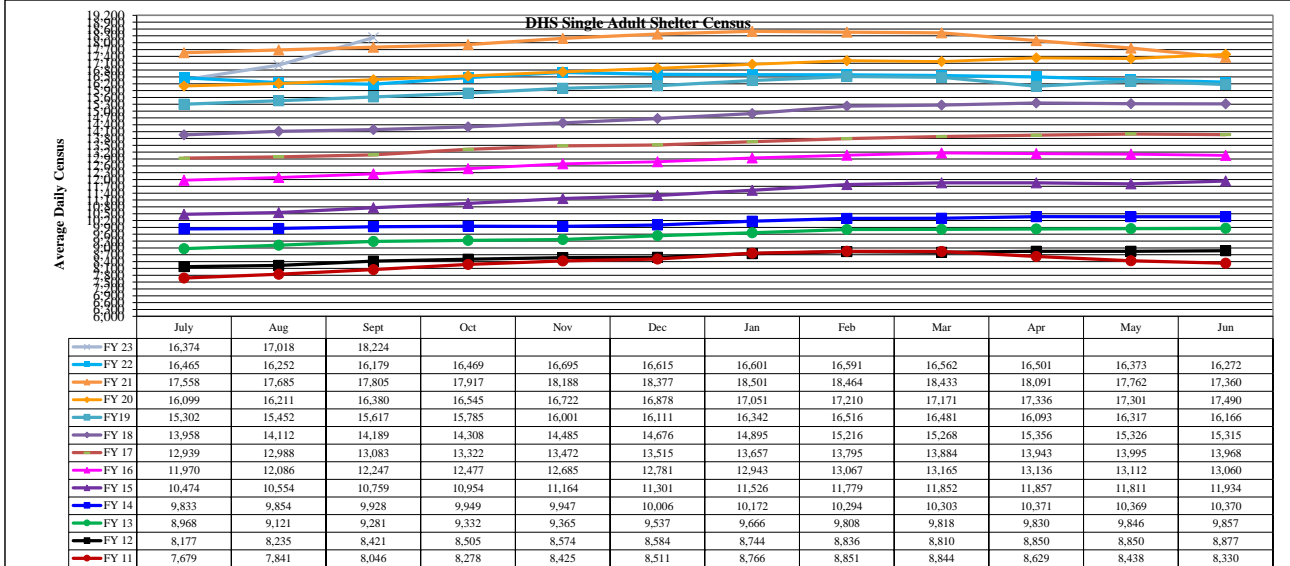
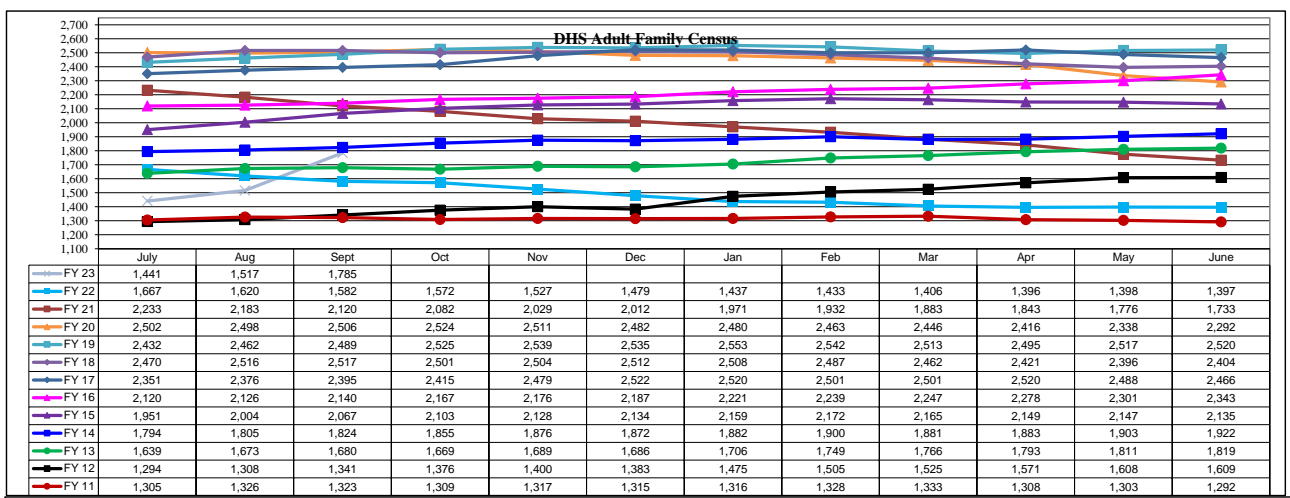
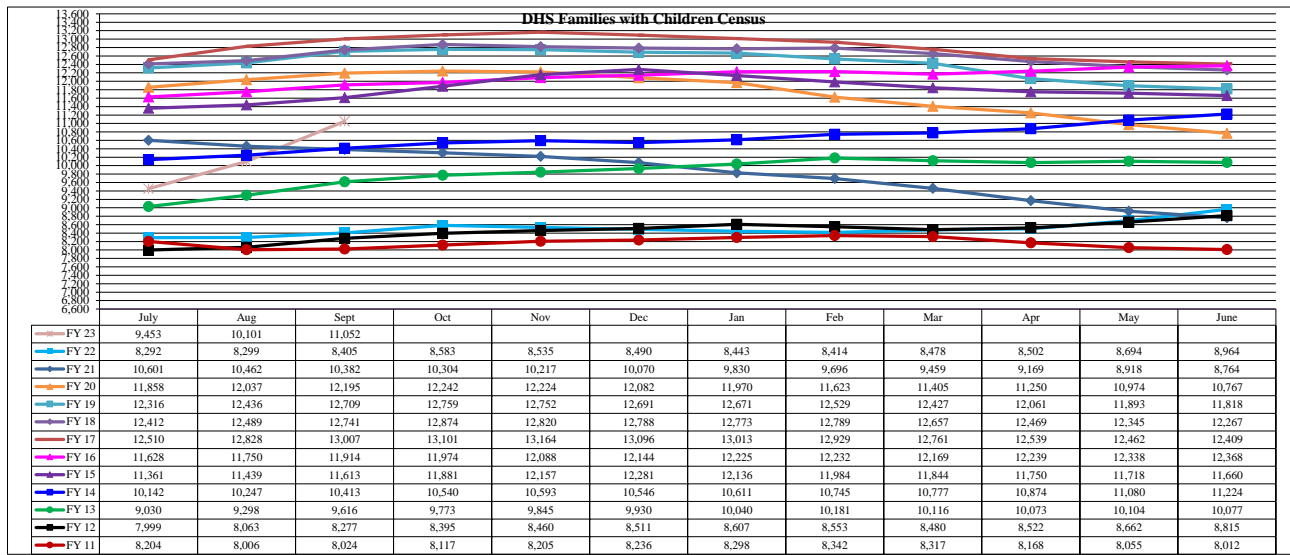
| FAMILY INTAKE                                       |     |
|---|-----|
| Families Requesting Temporary Housing at PATH       | 125 |
| Adult Families Requesting Temporary Housing at AFIC | 22  |
| Families Placed in Overnight Accommodations         | 0   |
| Families w/children at PATH Overnight (pre 10PM)    | 0   |

| TOTAL SHELTER CENSUS     |               |
|--------------------------|---------------|
| Adults                   | 43,092        |
| Children                 | 20,574        |
| <b>Total Individuals</b> | <b>63,666</b> |

| SINGLE ADULTS              |               |
|----------------------------|---------------|
| Men                        | 15,806        |
| Women                      | 4,434         |
| <b>Total Single Adults</b> | <b>20,240</b> |

| FAMILIES WITH CHILDREN |               |
|------------------------|---------------|
| <b>Families</b>        | 12,118        |
| Adults                 | 17,903        |
| Children               | 20,574        |
| <b>Individuals</b>     | <b>38,477</b> |

| ADULT FAMILIES CENSUS       |              |
|-----------------------------|--------------|
| <b>Families</b>             | 2,335        |
| <b>Individuals (Adults)</b> | <b>4,949</b> |



\*Due to data conversion the average monthly census for December 2011 and January 2012 for Families with Children and Adult Families is based upon data for a partial month.