

DAILY REPORT

11/30/2020

(Data from Sunday, November 29, 2020)

SINGLE ADULTS	
Drop-in Center Clients Served	452
Drop-in Center Overnight Census	163
Faith Bed Census	40
Outreach Contacts	77
Outreach Placements	12
Safe Haven Utilization	1111
Veterans In Short-term Housing	218
Criminal Justice Short-term Housing	100

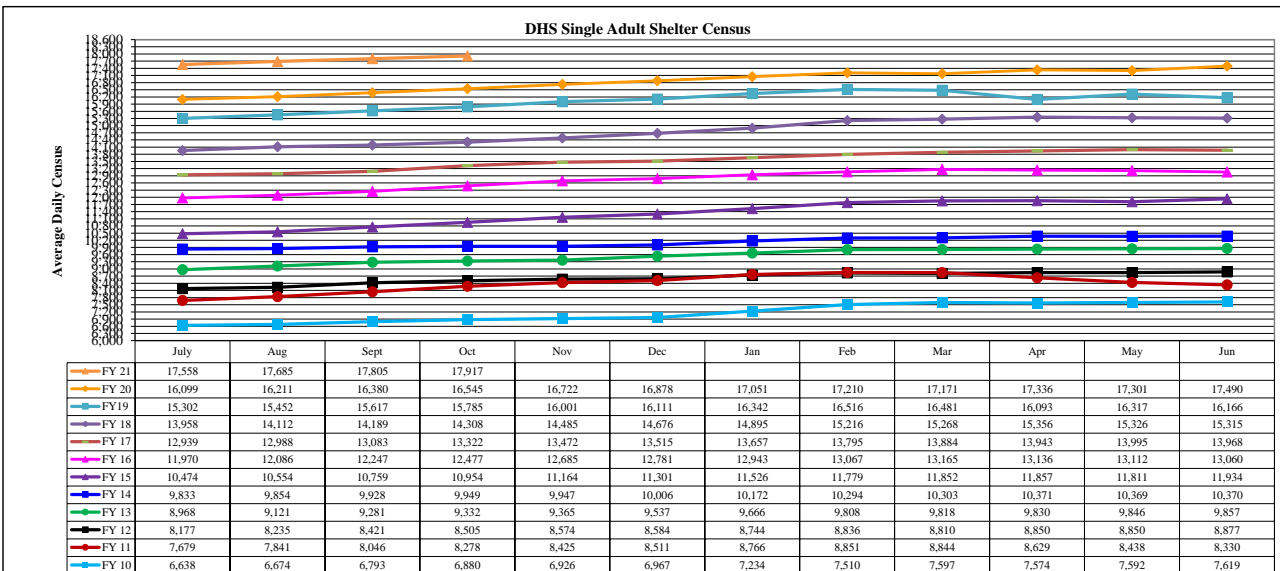
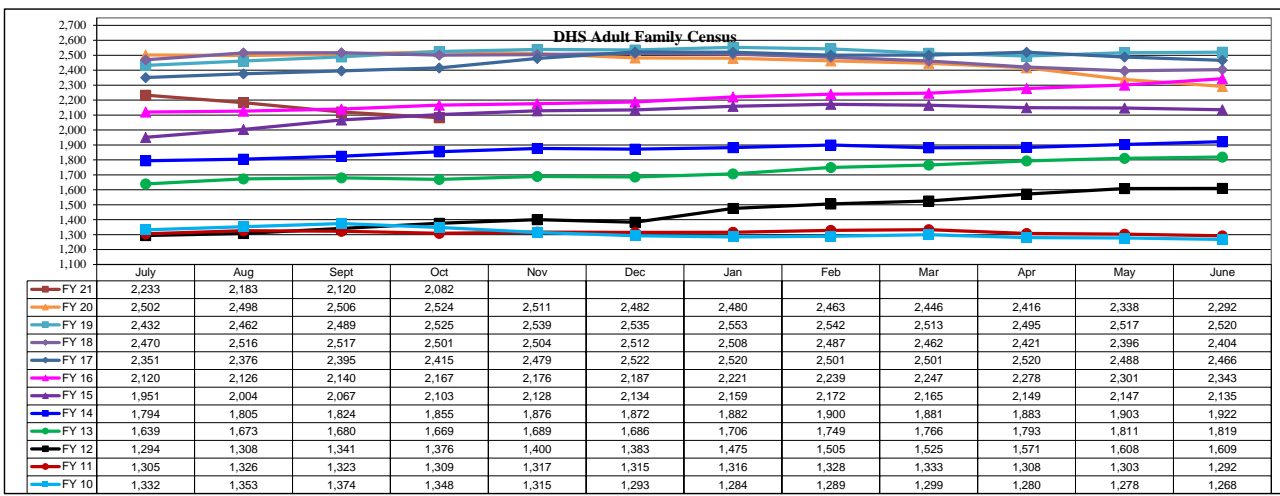
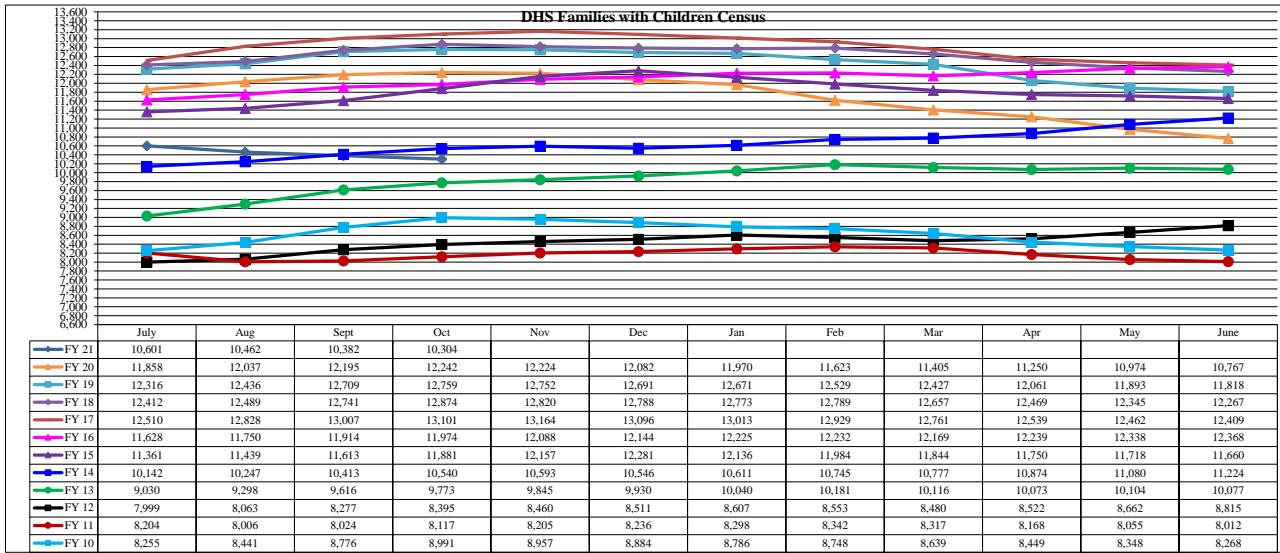
FAMILY INTAKE	
Families Requesting Temporary Housing at PATH	69
Adult Families Requesting Temporary Housing at AFIC	16
Families Placed in Overnight Accommodations	0
Families w/children at PATH Overnight (pre 10PM)	0

TOTAL SHELTER CENSUS	
Adults	35,839
Children	17,847
Total Individuals	53,686

SINGLE ADULTS	
Men	13,713
Women	4,508
Total Single Adults	18,221

FAMILIES WITH CHILDREN CENSUS	
Families	10,181
Adults	13,386
Children	17,847
Individuals	31,233

ADULT FAMILIES CENSUS	
Families	2,003
Individuals (Adults)	4,232



*Due to data conversion the average monthly census for December 2011 and January 2012 for Families with Children and Adult Families is based upon data for a partial month.