

DAILY REPORT

5/27/2021

(Data from Wednesday, May 26, 2021)

SINGLE ADULTS	
Drop-in Center Clients Served	417
Drop-in Center Overnight Census	138
Faith Bed Census	16
Outreach Contacts	351
Outreach Placements	12
Safe Haven Utilization	1086
Veterans In Short-term Housing	203
Criminal Justice Short-term Housing	99

FAMILY INTAKE	
Families Requesting Temporary Housing at PATH	105
Adult Families Requesting Temporary Housing at AFIC	22
Families Placed in Overnight Accommodations	0
Families w/children at PATH Overnight (pre 10PM)	0

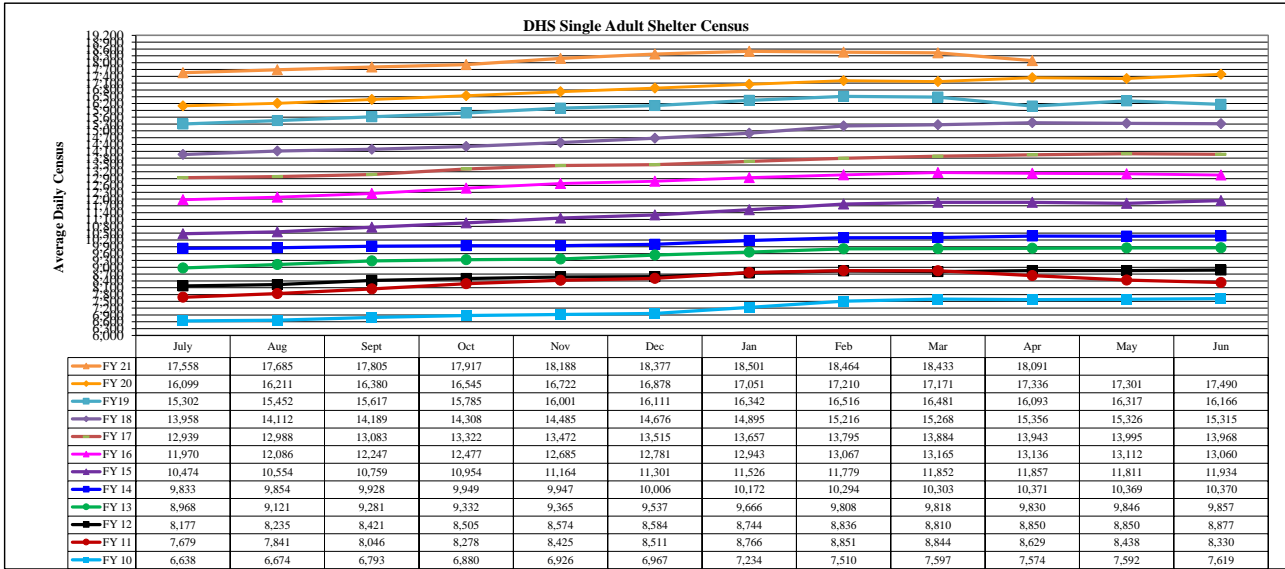
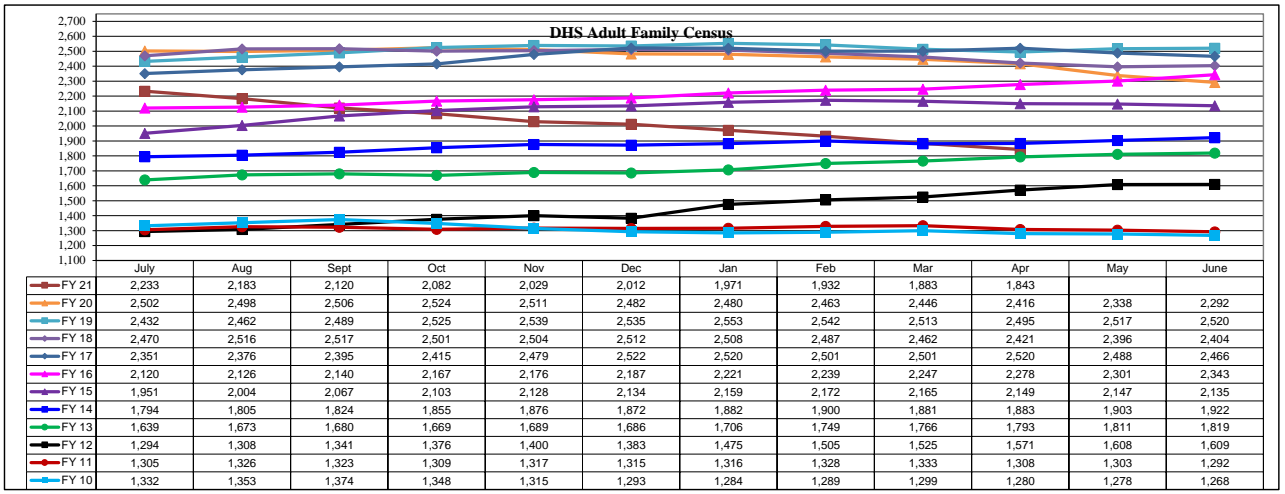
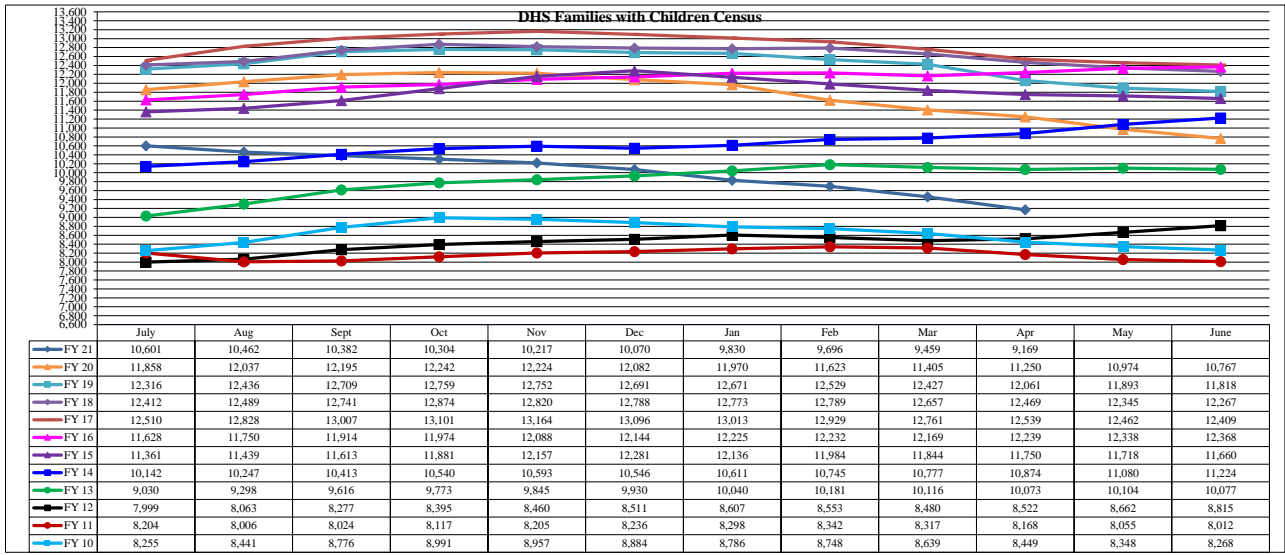
TOTAL SHELTER CENSUS	
Adults	32,873
Children	15,326
Total Individuals	48,199

SINGLE ADULTS	
Men	13,339
Women	4,297
Total Single Adults	17,636

FAMILIES WITH CHILDREN	
Families	8,838
Adults	11,581
Children	15,326
Individuals	26,907

ADULT FAMILIES CENSUS	
Families	1,740
Individuals (Adults)	3,656

x



*Due to data conversion the average monthly census for December 2011 and January 2012 for Families with Children and Adult Families is based upon data for a partial month.