



Epi Data Brief

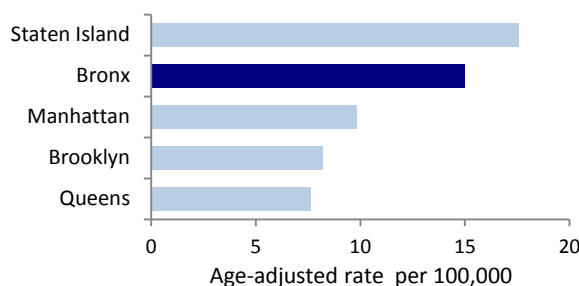
New York City Department of Health and Mental Hygiene

December 2015, No. 61

Unintentional Drug Poisoning (Overdose) Deaths in New York City: Bronx, New York

- In 2013, among residents of the five boroughs of New York City (NYC), those in the borough of the Bronx had the second-highest rate of unintentional drug poisoning (overdose) deaths (15 per 100,000 residents).¹
- The rate of unintentional overdose deaths in the Bronx decreased 39% from 20.0 per 100,000 in 2006 to 12.3 per 100,000 residents in 2010. Since 2010, rates increased to 15.0 per 100,000 residents in 2013.

Unintentional overdose deaths by borough of residence, New York City, 2013



Source: NYC Office of the Chief Medical Examiner and NYC DOHMH Bureau of Vital Statistics, 2000-2013

Data Source

¹NYC Office of the Chief Medical Examiner and NYC DOHMH Bureau of Vital Statistics:

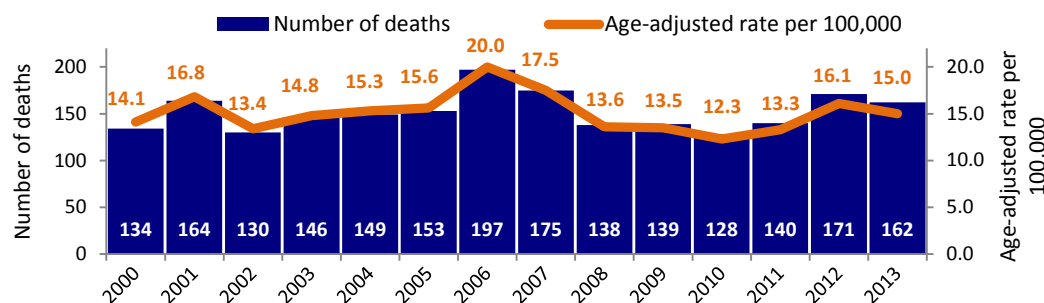
Mortality data were collected through an in-depth review of data and charts from DOHMH's Bureau of Vital Statistics and the Office of the Chief Medical Examiner for 2000-2013.

Definitions:

Rate calculation: NYC DOHMH population estimates, modified from US Census Bureau intercensal population estimates 2000-2013, updated October 8, 2014. These rates will differ from previously reported rates based on Census counts or previous versions of population estimates. Rates are age-adjusted to Census 2000 US standard population, except those for specific age groups.

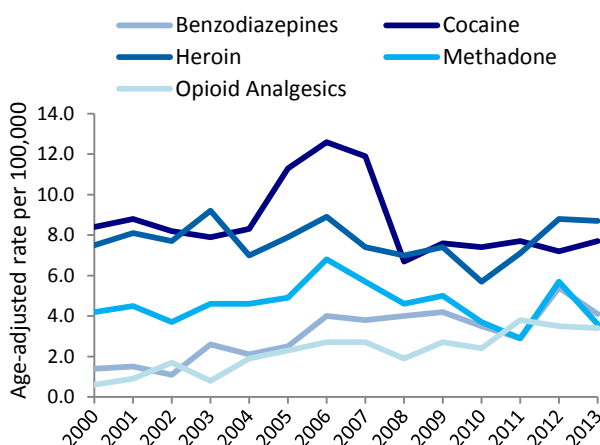
Unintentional drug poisoning deaths referred to as overdose deaths: Derived from death certificates and includes deaths from both illicit drugs and licit drugs. Excludes drug poisonings where the manner of death was intentional (suicide), undetermined, or homicide. Toxicology findings were abstracted from OCME files. Drugs are not mutually exclusive.

Unintentional overdose deaths among Bronx residents, 2000-2013



Source: NYC Office of the Chief Medical Examiner and NYC DOHMH Bureau of Vital Statistics, 2000-2013

Unintentional overdose deaths among Bronx residents, by drug involved, 2000-2013



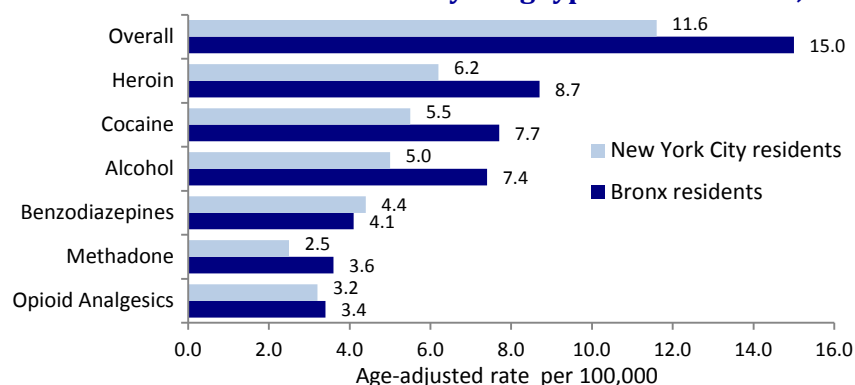
Source: NYC Office of the Chief Medical Examiner and NYC DOHMH Bureau of Vital Statistics, 2000-2013

- Among Bronx residents, the rate of cocaine-involved overdose deaths peaked in 2006, at 12.6 per 100,000, declining over the following two years. Since 2009, the rate has remained stable, averaging 7.5 per 100,000 residents.
- From 2000 to 2013, rates of opioid analgesic-involved overdose deaths increased by 467% from 0.6 in 2000 to 3.4 per 100,000 residents in 2013.
- The rate of benzodiazepine-involved overdose deaths has increased by 193%, from 1.4 per 100,000 in 2000 to 4.1 per 100,000 in 2013.

Unintentional drug overdose deaths among Bronx residents, 2013

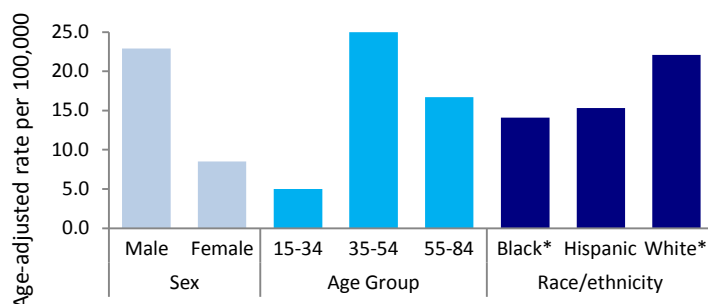
- In 2013, heroin was the most common drug involved in overdose deaths among Bronx residents (58%). Half of all overdose deaths involved cocaine (51%) or alcohol (50%).
- Bronx residents had higher rates of cocaine-involved overdose deaths (7.7 per 100,000), and heroin-involved overdose deaths (8.7 per 100,000) compared with NYC overall.

Unintentional overdose deaths by drug type and residence, 2013



Source: NYC Office of the Chief Medical Examiner and NYC DOHMH Bureau of Vital Statistics, 2013

Unintentional overdose deaths among Bronx residents, by demographic characteristics, 2013



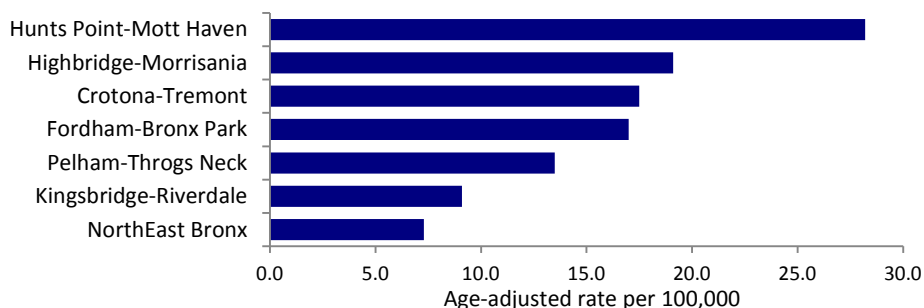
*non-Hispanic

Source: NYC Office of the Chief Medical Examiner and NYC DOHMH Bureau of Vital Statistics, 2013

- Among Bronx residents, the rate of unintentional drug overdose was almost three times higher for males than females (22.9 per 100,000 vs. 8.5 per 100,000).
- Bronx residents aged 35-54 years had the highest rate of drug overdose deaths (25.0 per 100,000), five times higher than residents aged 15 to 34 years (5.0 per 100,000).
- Over half of all drug overdose deaths occurred among Hispanic residents (53%). However, the rate of unintentional drug overdose deaths was highest among White residents (22.1 per 100,000), followed by Hispanic residents (15.3 per 100,000) and Black residents (14.1 per 100,000).

- In 2012-2013, the Hunts Point-Mott Haven neighborhood had the highest rate of drug overdose in all of NYC (28.2 per 100,000 residents). Residents of five of the seven neighborhoods in the Bronx had a higher rate of drug overdose than NYC residents overall (9.9 per 100,000 residents in 2012-2013).

Unintentional overdose deaths among Bronx residents by UHF-42* neighborhood, 2012-2013



*The United Hospital Fund (UHF) classifies New York City into 42 neighborhoods, comprised of contiguous ZIP codes.

Source: NYC Office of the Chief Medical Examiner and NYC DOHMH Bureau of Vital Statistics, 2012-2013

Authored by: Michelle L. Nolan, Ellenie Tuazon, Shivani Mantha, Jaclyn Blachman-Forshey, Denise Paone

MORE New York City Health Data and Publications

- For complete tables of data prepared for this Brief, visit nyc.gov/html/doh/downloads/pdf/epi/datatable61.pdf
- Visit EpiQuery – the Health Department’s online, interactive health data system at nyc.gov/health/EpiQuery

Data & Statistics at nyc.gov/health/data