

**DAILY REPORT**

5/3/2021

(Data from Sunday, May 02, 2021)

SINGLE ADULTS	
Drop-in Center Clients Served	402
Drop-in Center Overnight Census	130
Faith Bed Census	25
Outreach Contacts	197
Outreach Placements	5
Safe Haven Utilization	1113
Veterans In Short-term Housing	188
Criminal Justice Short-term Housing	99

FAMILY INTAKE	
Families Requesting Temporary Housing at PATH	57
Adult Families Requesting Temporary Housing at AFIC	6
Families Placed in Overnight Accommodations	0
Families w/children at PATH Overnight (pre 10PM)	0

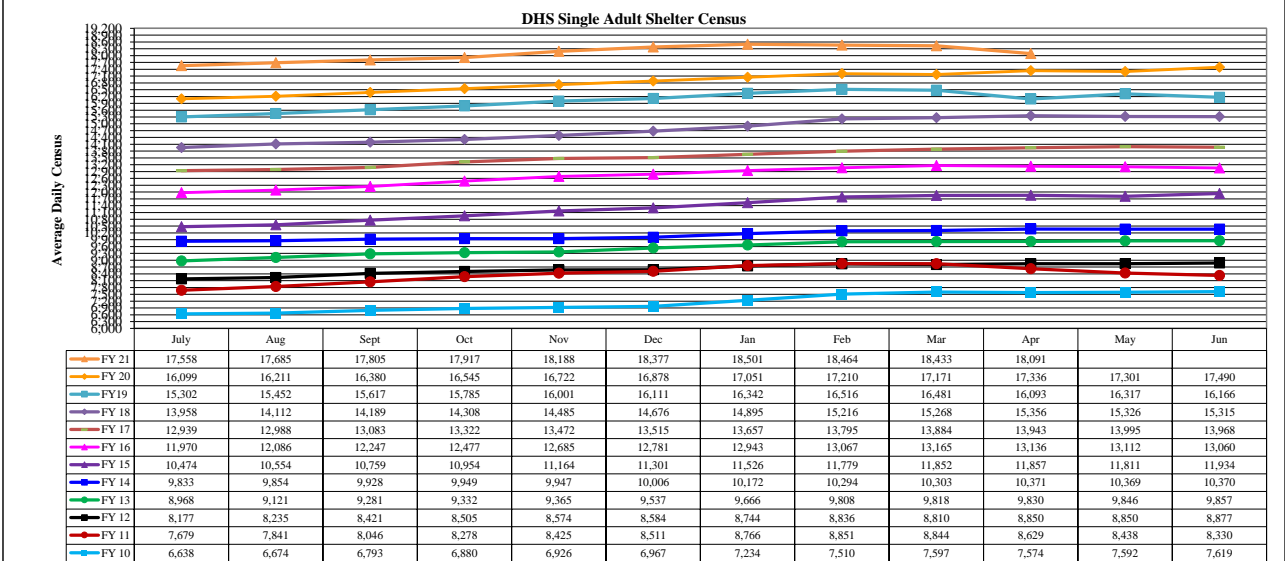
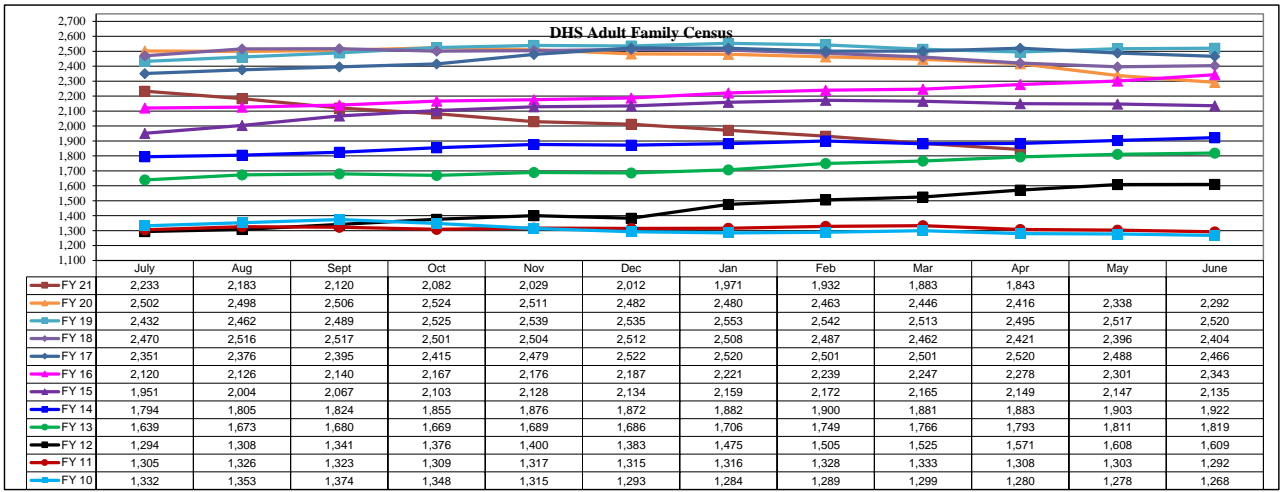
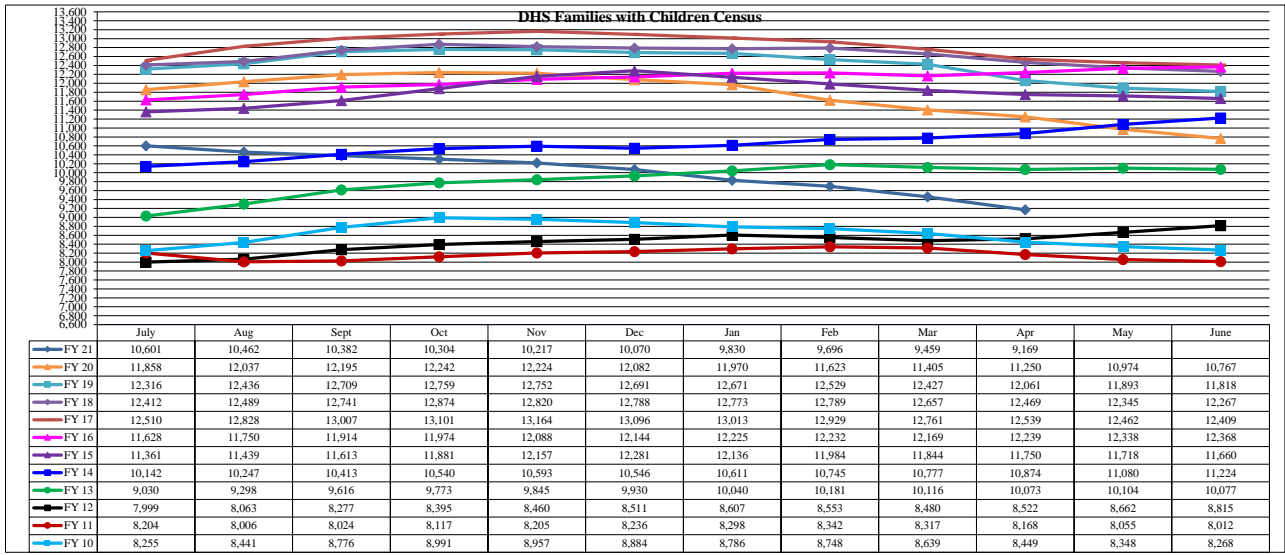
TOTAL SHELTER CENSUS	
Adults	33,533
Children	15,688
<b>Total Individuals</b>	<b>49,221</b>

SINGLE ADULTS	
Men	13,505
Women	4,308
<b>Total Single Adults</b>	<b>17,813</b>

FAMILIES WITH CHILDREN	
<b>Families</b>	9,026
Adults	11,900
Children	15,688
<b>Individuals</b>	<b>27,588</b>

ADULT FAMILIES CENSUS	
<b>Families</b>	1,816
<b>Individuals (Adults)</b>	<b>3,820</b>

x



\*Due to data conversion the average monthly census for December 2011 and January 2012 for Families with Children and Adult Families is based upon data for a partial month.