

DAILY REPORT

6/16/2022

(Data from Wednesday, June 15, 2022)

SINGLE ADULTS	
Drop-in Center Clients Served	336
Drop-in Center Overnight Census	121
Faith Bed Census	24
Outreach Contacts	237
Outreach Placements	23
Safe Haven Utilization	1503
Veterans In Short-term Housing	181
Criminal Justice Short-term Housing	88

4 of 5 sites reporting
 4 of 5 sites reporting
 4 of 5 sites reporting

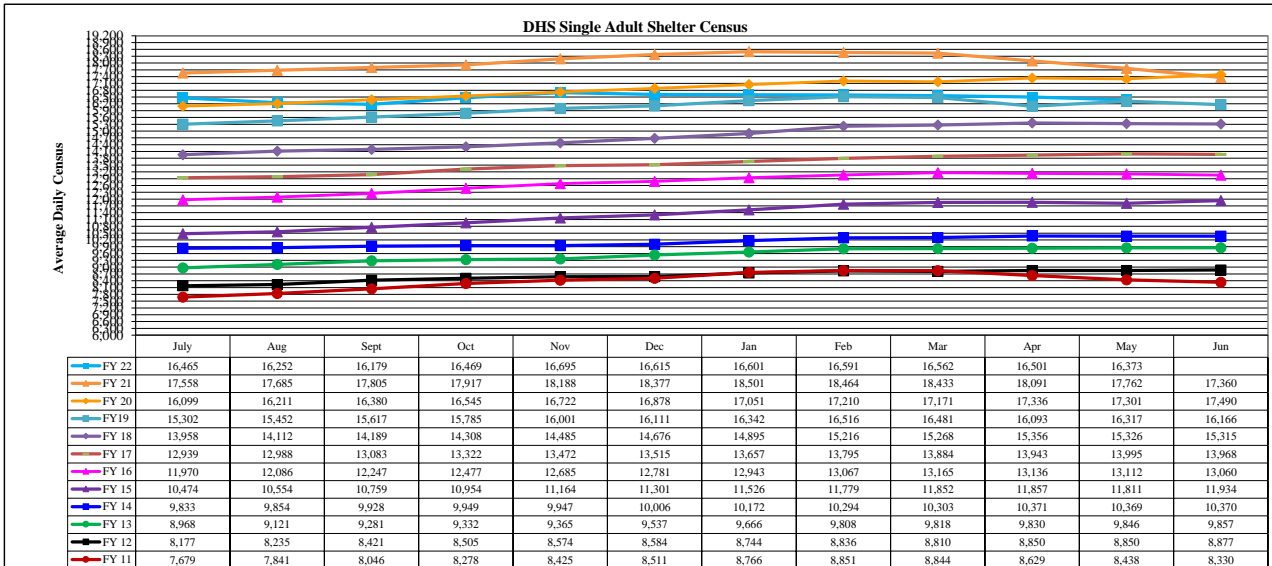
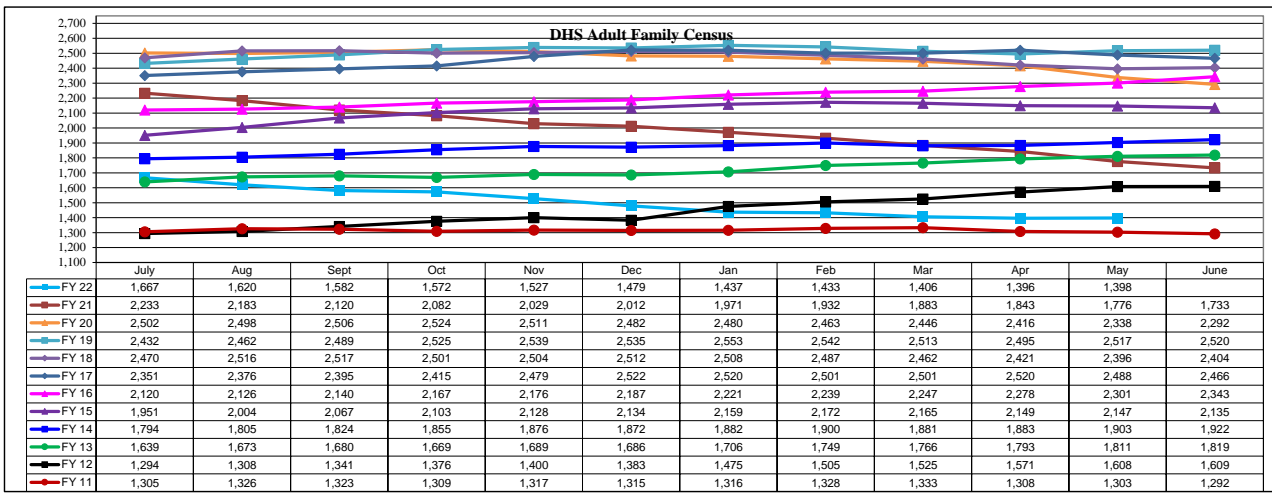
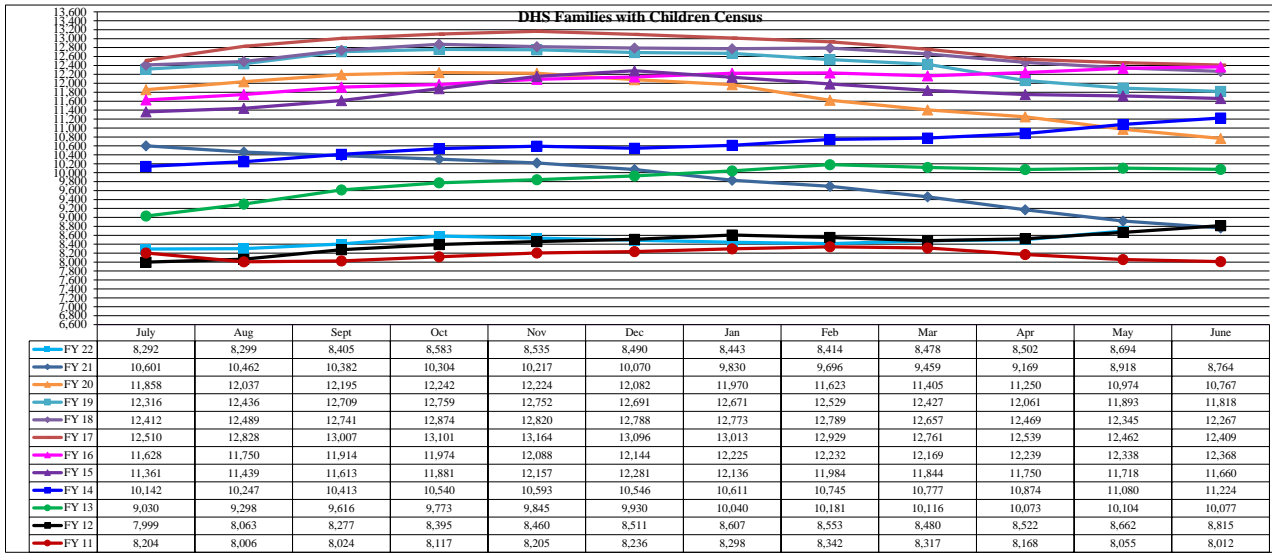
FAMILY INTAKE	
Families Requesting Temporary Housing at PATH	120
Adult Families Requesting Temporary Housing at AFIC	17
Families Placed in Overnight Accommodations	0
Families w/children at PATH Overnight (pre 10PM)	0

TOTAL SHELTER CENSUS	
Adults	31,307
Children	15,274
Total Individuals	46,581

SINGLE ADULTS	
Men	12,177
Women	4,103
Total Single Adults	16,280

FAMILIES WITH CHILDREN	
Families	8,924
Adults	12,078
Children	15,274
Individuals	27,352

ADULT FAMILIES CENSUS	
Families	1,404
Individuals (Adults)	2,949



*Due to data conversion the average monthly census for December 2011 and January 2012 for Families with Children and Adult Families is based upon data for a partial month.