

DAILY REPORT

7/12/2021

(Data from Sunday, July 11, 2021)

SINGLE ADULTS	
Drop-in Center Clients Served	312
Drop-in Center Overnight Census	100
Faith Bed Census	16
Outreach Contacts	227
Outreach Placements	3
Safe Haven Utilization	1028
Veterans In Short-term Housing	184
Criminal Justice Short-term Housing	101

(5 of 6 sites reported)
 (5 of 6 sites reported)
 (5 of 6 sites reported)

FAMILY INTAKE	
Families Requesting Temporary Housing at PATH	45
Adult Families Requesting Temporary Housing at AFIC	5
Families Placed in Overnight Accommodations	0
Families w/children at PATH Overnight (pre 10PM)	0

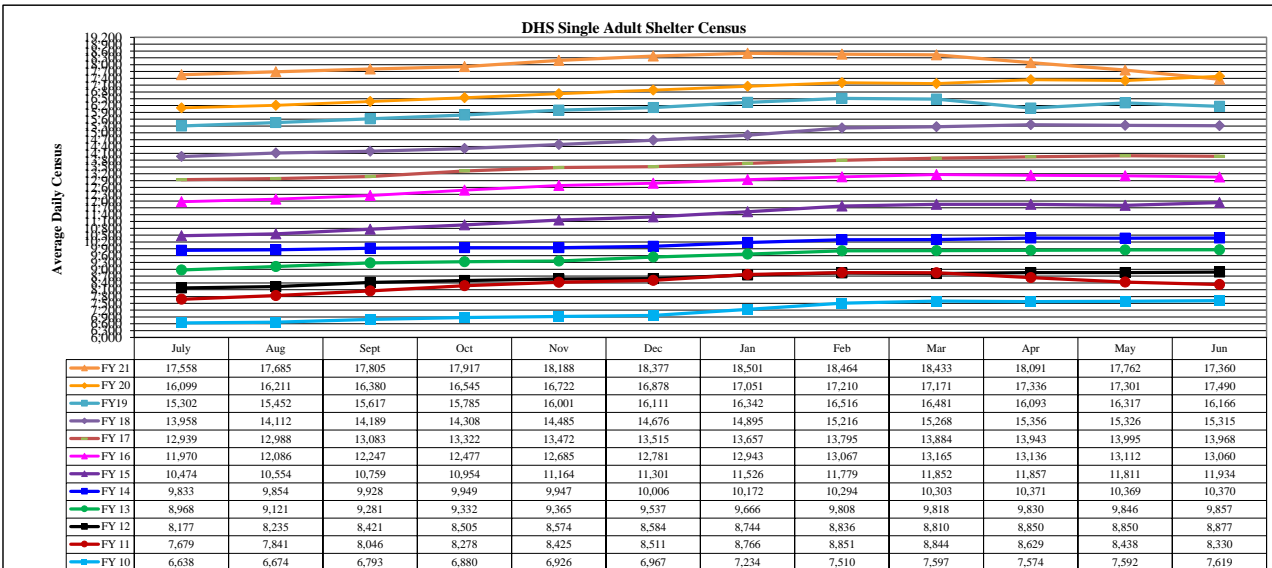
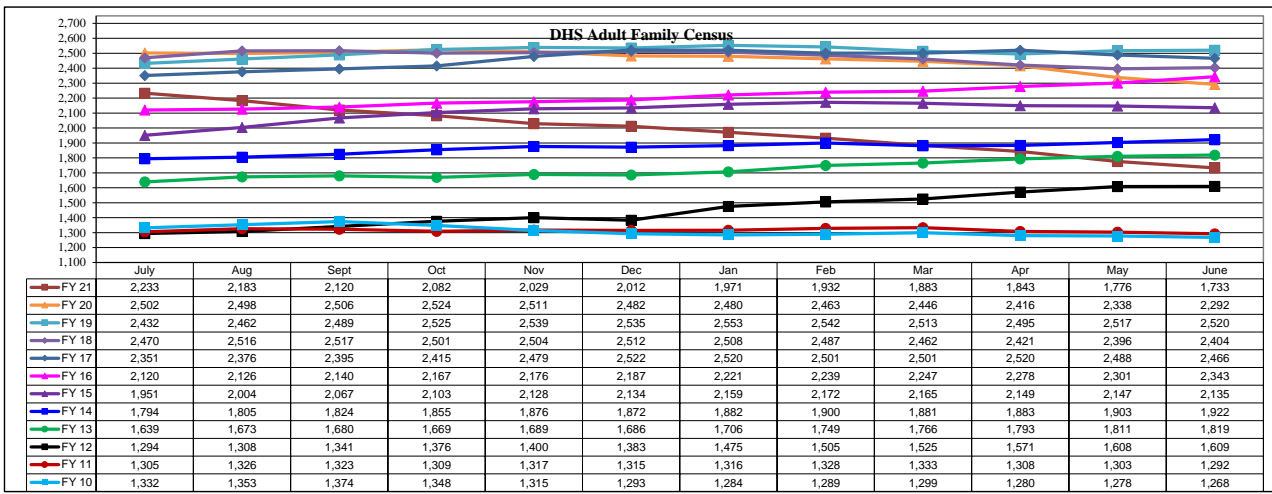
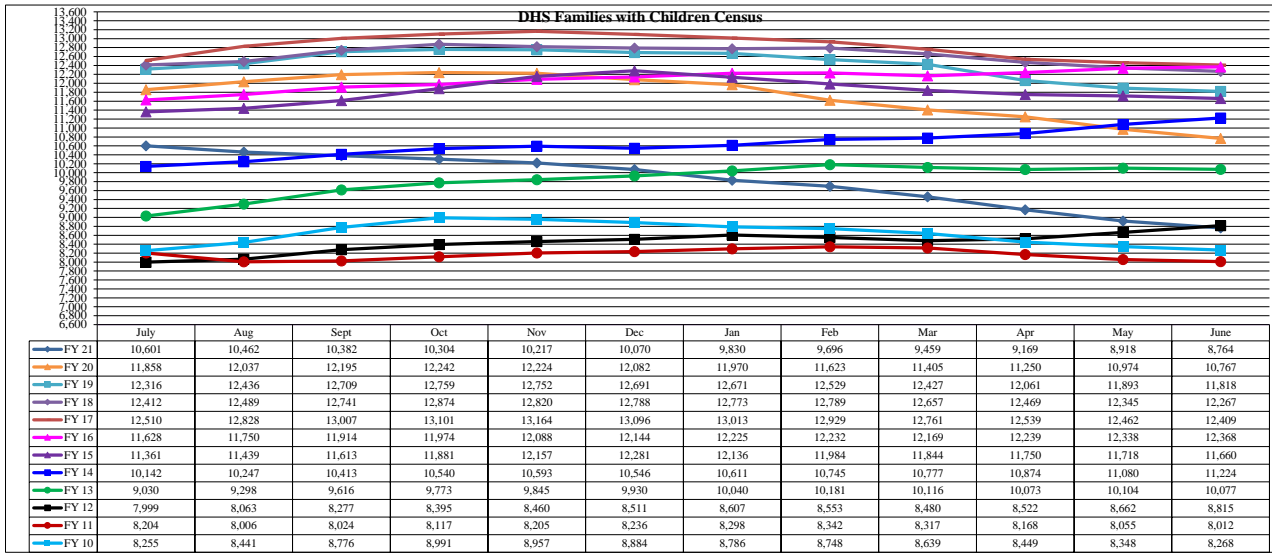
TOTAL SHELTER CENSUS	
Adults	31,026
Children	14,538
Total Individuals	45,564

SINGLE ADULTS	
Men	12,321
Women	4,190
Total Single Adults	16,511

FAMILIES WITH CHILDREN	
Families	8,307
Adults	10,946
Children	14,538
Individuals	25,484

ADULT FAMILIES CENSUS	
Families	1,695
Individuals (Adults)	3,569

x



*Due to data conversion the average monthly census for December 2011 and January 2012 for Families with Children and Adult Families is based upon data for a partial month.