

**DAILY REPORT**

6/14/2021

(Data from Sunday, June 13, 2021)

SINGLE ADULTS	
Drop-in Center Clients Served	276
Drop-in Center Overnight Census	89
Faith Bed Census	20
Outreach Contacts	205
Outreach Placements	2
Safe Haven Utilization	1042
Veterans In Short-term Housing	189
Criminal Justice Short-term Housing	95

(4 of 6 sites reported)  
 (4 of 6 sites reported)  
 (4 of 6 sites reported)

FAMILY INTAKE	
Families Requesting Temporary Housing at PATH	51
Adult Families Requesting Temporary Housing at AFIC	7
Families Placed in Overnight Accommodations	0
Families w/children at PATH Overnight (pre 10PM)	0

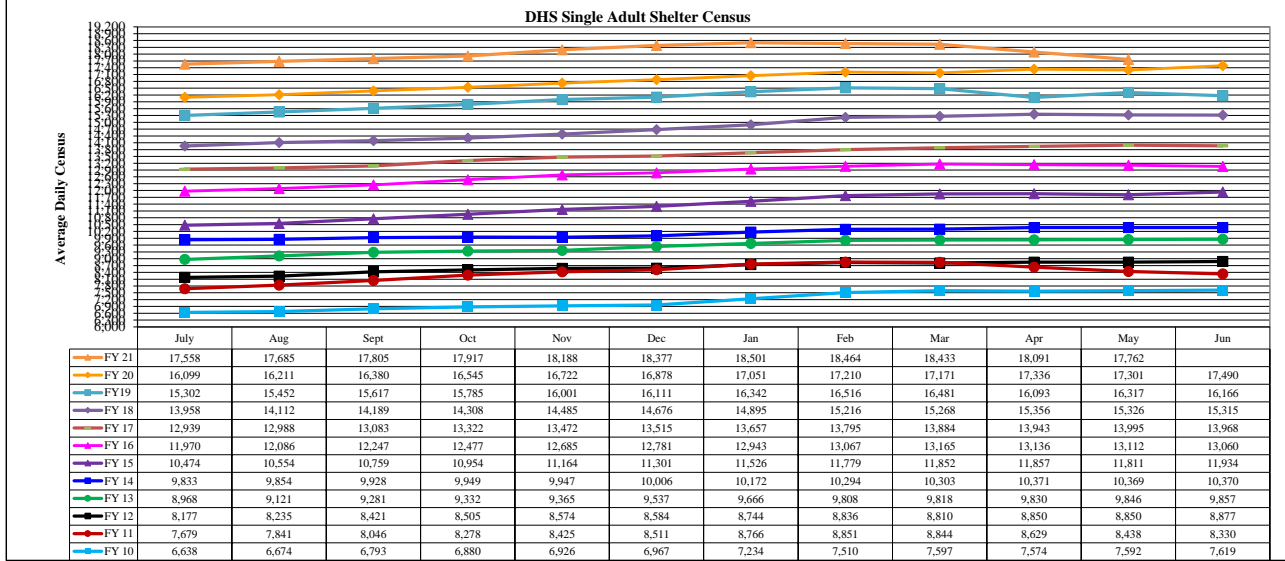
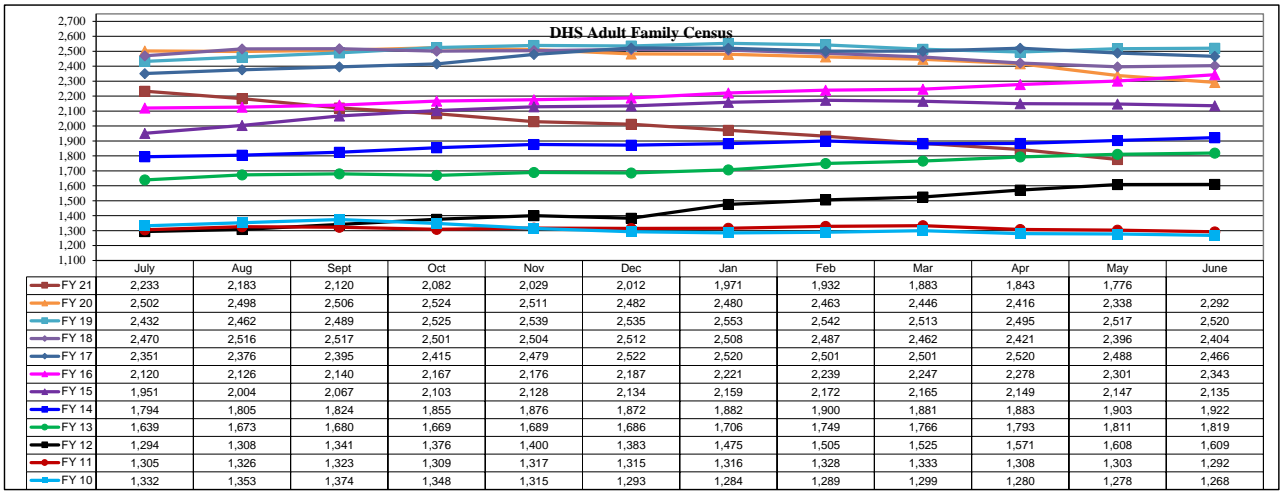
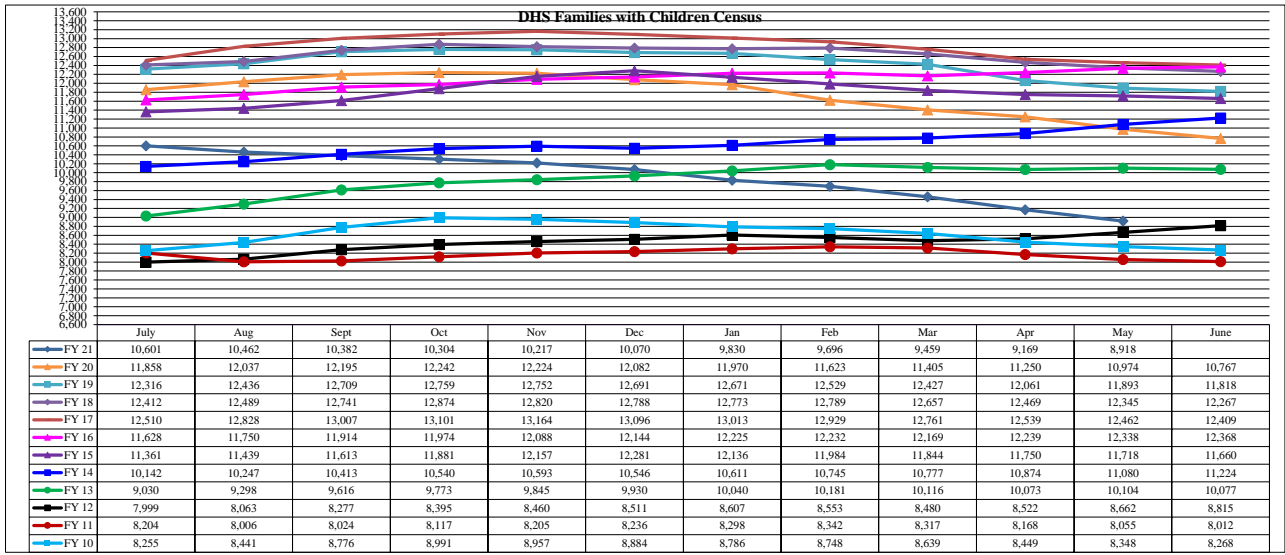
TOTAL SHELTER CENSUS	
Adults	32,652
Children	15,245
<b>Total Individuals</b>	<b>47,897</b>

SINGLE ADULTS	
Men	13,208
Women	4,263
<b>Total Single Adults</b>	<b>17,471</b>

FAMILIES WITH CHILDREN	
<b>Families</b>	8,800
Adults	11,534
Children	15,245
<b>Individuals</b>	<b>26,779</b>

ADULT FAMILIES CENSUS	
<b>Families</b>	1,736
<b>Individuals (Adults)</b>	<b>3,647</b>

x



\*Due to data conversion the average monthly census for December 2011 and January 2012 for Families with Children and Adult Families is based upon data for a partial month.