

**DAILY REPORT**

9/20/2022

(Data from Monday, September 19, 2022)

SINGLE ADULTS	
Drop-in Center Clients Served	511
Drop-in Center Overnight Census	166
Faith Bed Census	31
Outreach Contacts	265
Outreach Placements	23
Safe Haven Utilization	1519
Veterans In Short-term Housing	159
Criminal Justice Short-term Housing (Note: This count is also included in the <b>TOTAL SHELTER CENSUS</b> )	143

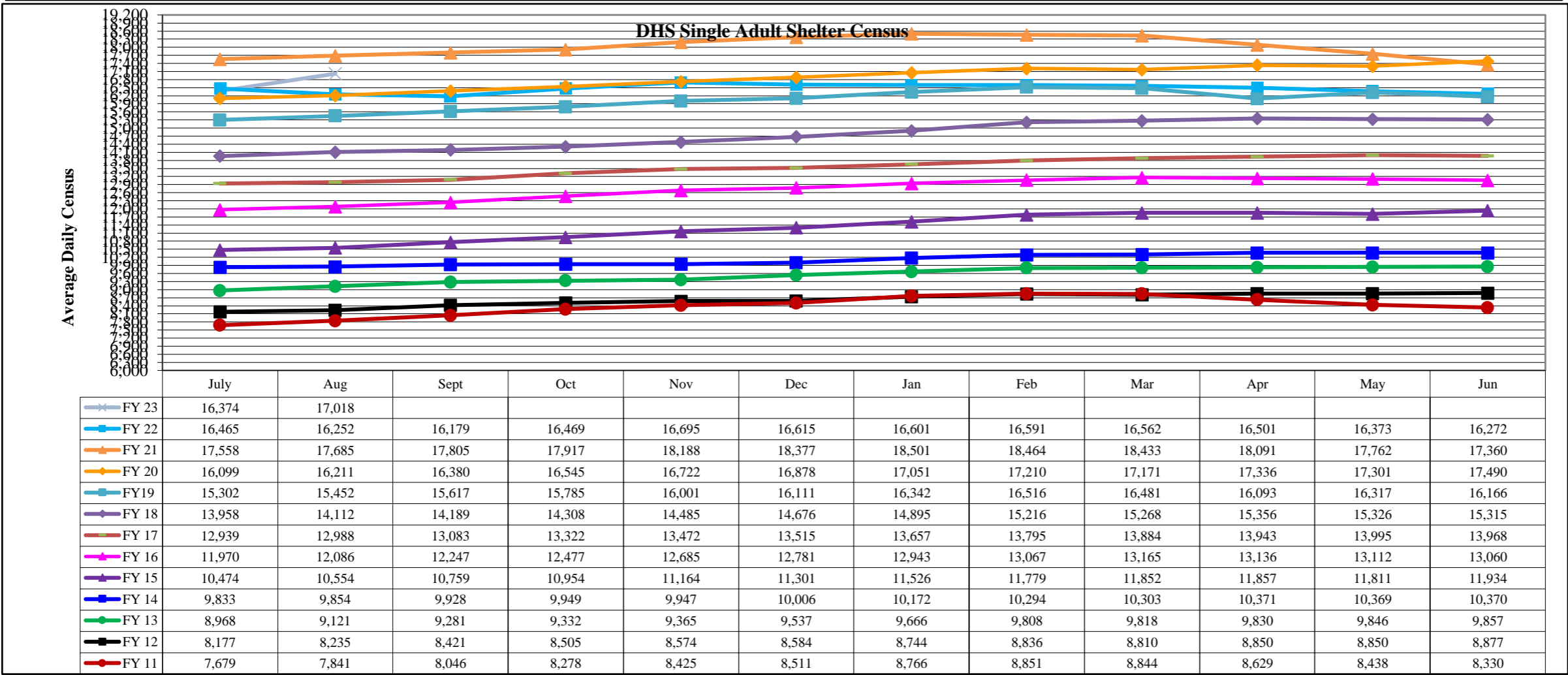
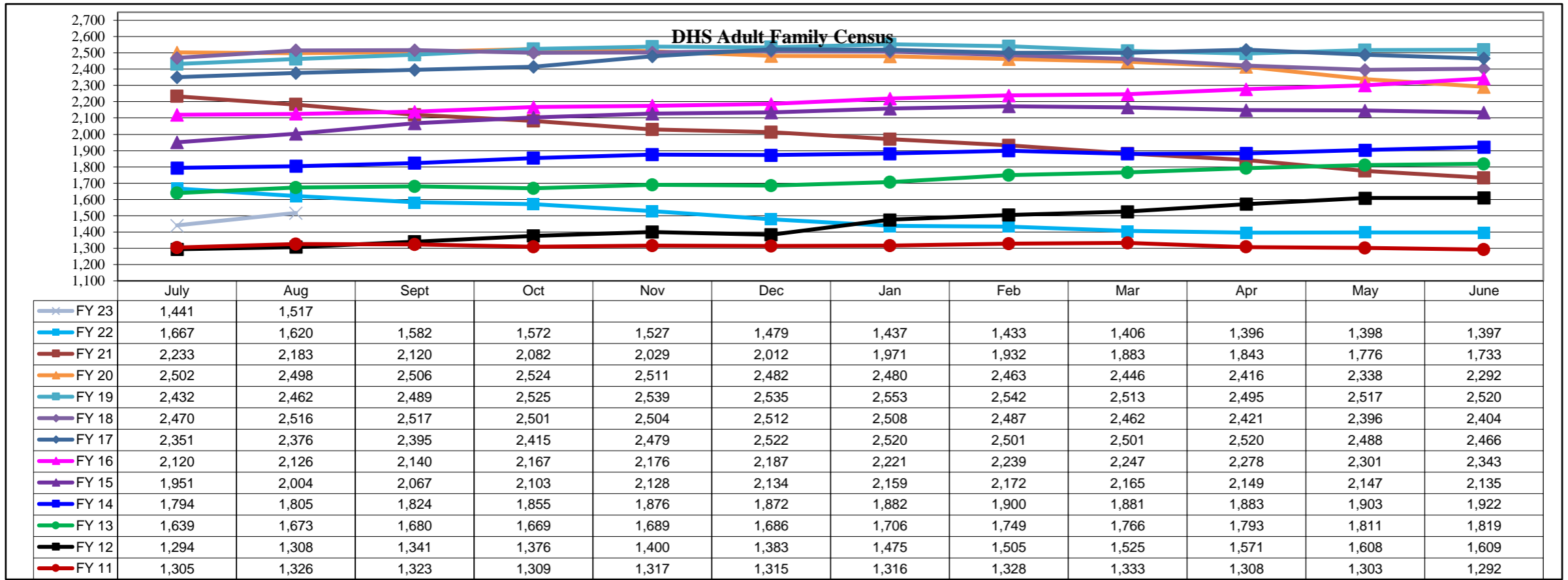
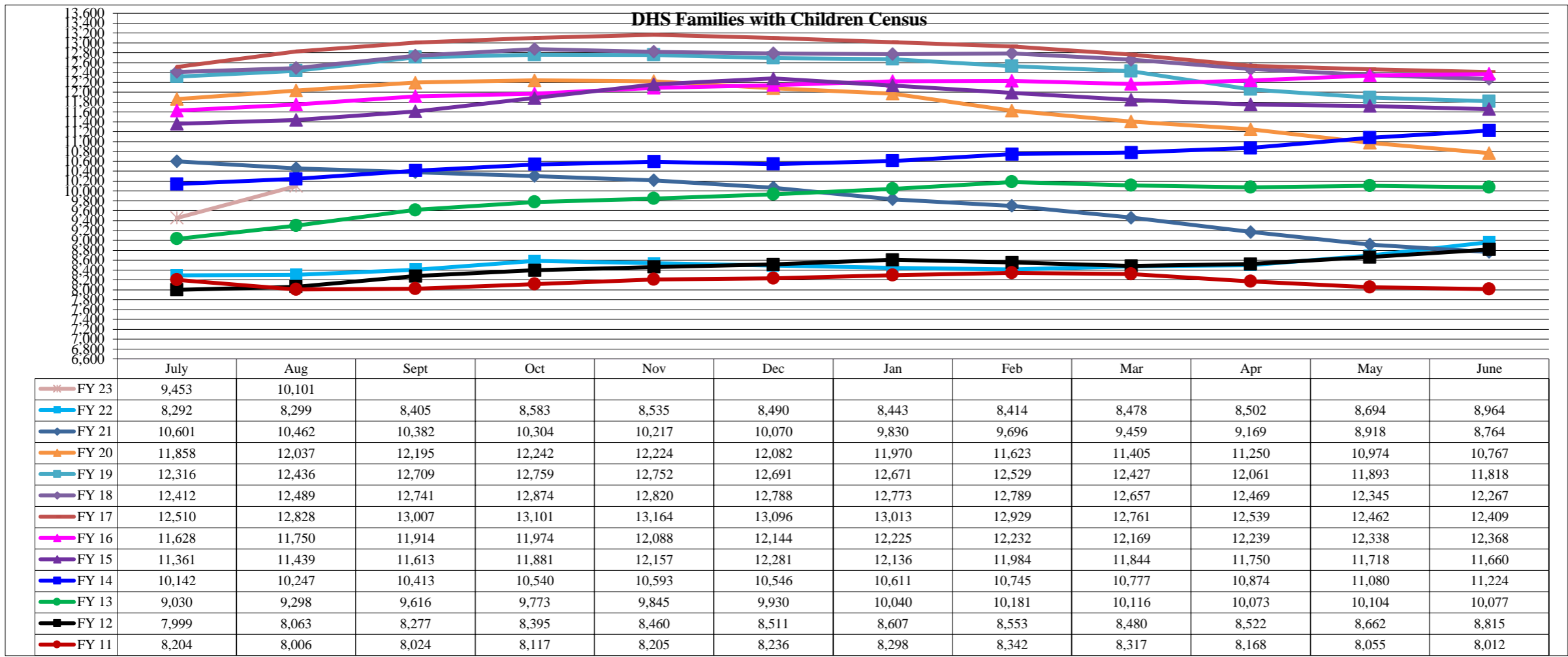
FAMILY INTAKE	
Families Requesting Temporary Housing at PATH	139
Adult Families Requesting Temporary Housing at AFIC	18
Families Placed in Overnight Accommodations	0
Families w/children at PATH Overnight (pre 10PM)	0

TOTAL SHELTER CENSUS	
Adults	38,396
Children	19,045
<b>Total Individuals</b>	<b>57,441</b>

SINGLE ADULTS	
Men	14,134
Women	4,315
<b>Total Single Adults</b>	<b>18,449</b>

FAMILIES WITH CHILDREN	
<b>Families</b>	11,216
Adults	16,100
Children	19,045
<b>Individuals</b>	<b>35,145</b>

ADULT FAMILIES CENSUS	
<b>Families</b>	1,818
<b>Individuals (Adults)</b>	<b>3,847</b>



\*Due to data conversion the average monthly census for December 2011 and January 2012 for Families with Children and Adult Families is based upon data for a partial month.