

DAILY REPORT

7/7/2020

(Data from Monday, July 06, 2020)

| SINGLE ADULTS | |
|-------------------------------------|------|
| Drop-in Center Clients Served | 429 |
| Drop-in Center Overnight Census | 128 |
| Faith Bed Census | 48 |
| Outreach Contacts | 288 |
| Outreach Placements | 7 |
| Safe Haven Utilization | 1096 |
| Veterans In Short-term Housing | 245 |
| Criminal Justice Short-term Housing | 124 |

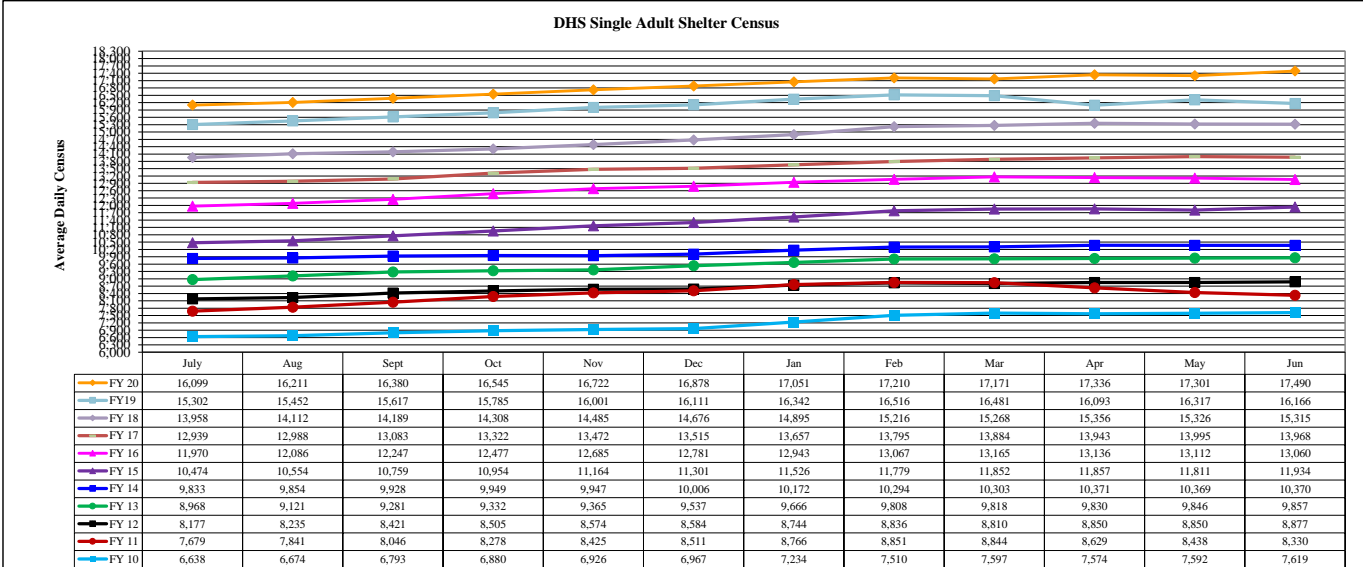
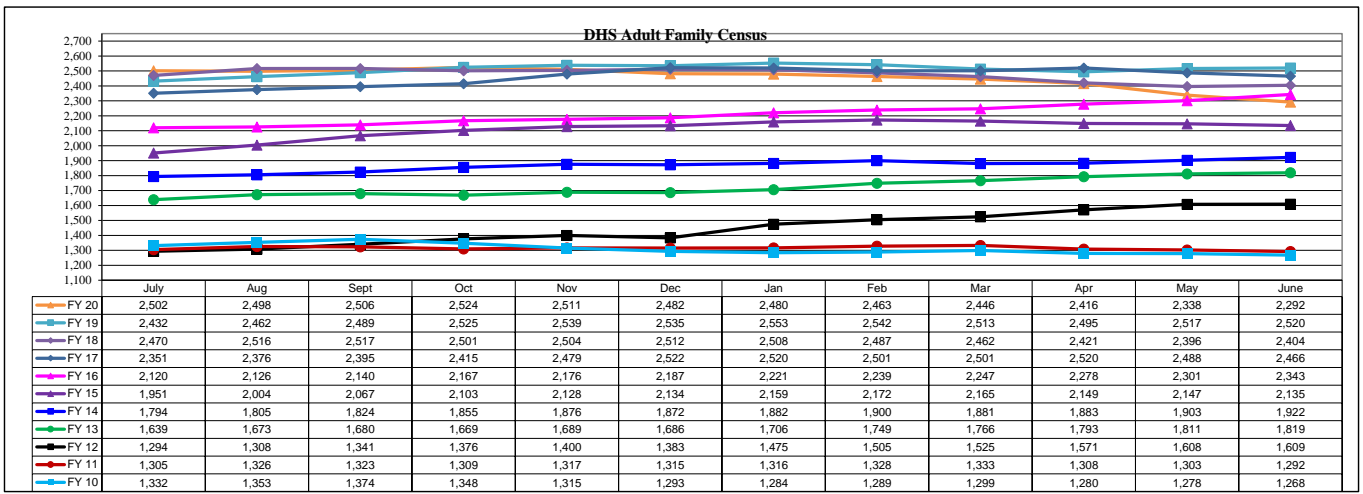
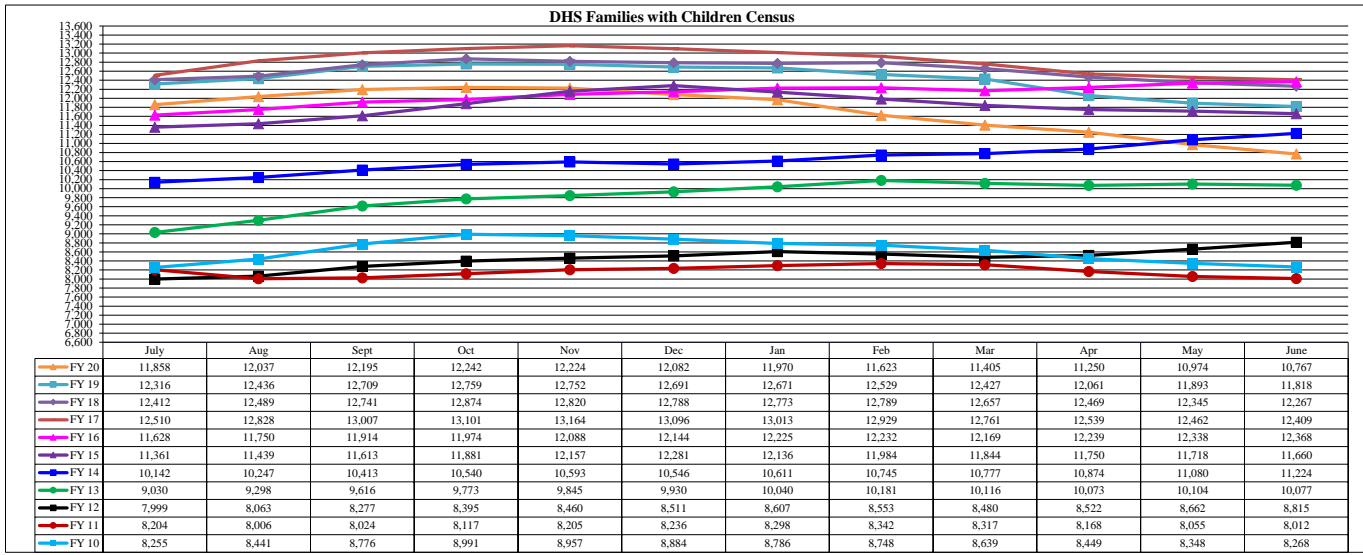
| FAMILY INTAKE | |
|---|-----|
| Families Requesting Temporary Housing at PATH | 103 |
| Adult Families Requesting Temporary Housing at AFIC | 11 |
| Families Placed in Overnight Accommodations | 0 |
| Families w/children at PATH Overnight (pre 10PM) | 0 |

| TOTAL SHELTER CENSUS | |
|--------------------------|---------------|
| Adults | 36,555 |
| Children | 18,949 |
| Total Individuals | 55,504 |

| SINGLE ADULT SHELTER CENSUS | |
|-----------------------------|---------------|
| Men | 13,067 |
| Women | 4,481 |
| Total Single Adults | 17,548 |

| FAMILIES WITH CHILDREN CENSUS | |
|-------------------------------|---------------|
| Families | 10,658 |
| Adults | 14,243 |
| Children | 18,949 |
| Individuals | 33,192 |

| ADULT FAMILIES CENSUS | |
|-----------------------------|--------------|
| Families | 2,254 |
| Individuals (Adults) | 4,764 |



*Due to data conversion the average monthly census for December 2011 and January 2012 for Families with Children and Adult Families is based upon data for a partial month.