

# Building One City for You

New York City Department of Transportation  
Commissioner Polly Trottenberg

Annual Report  
Fiscal Year 2016

DELANCEY & ESSEX MUNICIPAL GARAGE  
7'-0" CLEARANCE



Department of  
Design and  
Construction

Bill de Blasio  
Mayor

Dr. Feniosky Peña-Mora  
Commissioner





**Dear Commissioner Trottenberg,**

Last year, for the first time, we provided you a customized annual report with detailed information about the projects we are completing for your agency. This valuable information lets you know how DDC is working within the Mayor's vision of a growing, equitable, sustainable, resilient, and healthy City to meet the needs of your agency. Now, we follow up on that commitment to you with our second annual client report.

Inside you will find maps, project schedules, budget, and bid information for the variety of projects that we are managing for you. As the City's design and construction experts, it is our responsibility to deliver projects with a sense of urgency, responsiveness, service, and collaboration. Our goal is to provide extraordinary value to you as a professional manager of infrastructure and public building projects.

During this time of exponential growth in New York, when our skyline is bursting with cranes and new buildings, we share your dedication to managing that growth toward a positive transformation for the City. In order to realize that vision, the capital projects in your agency must thrive, and every day we work toward that goal. Thank you for partnering with us and as always, our doors are open to you.

Sincerely,



Dr. Feniosky Peña-Mora  
Commissioner

## Values

Our values guide the way we work.

Urgency, responsiveness, service, collaboration, and mentorship—these values are at the core of how we approach our work at the Department of Design and Construction. As we deliver sustainable capital projects to every neighborhood in the city, our values ensure that our buildings and sites are efficient, effective, and safe. From design decisions to client relations, our guiding values anchor our position as the leading municipal design and construction agency in the United States.

### Urgency

DDC goes above and beyond to exceed client goals and community expectations, working for the City that never sleeps. Whether it is a planned capital project or an unexpected emergency, we act quickly, efficiently, and urgently.

### Responsiveness

We respond quickly and thoroughly to the requests and concerns of all client agencies and communities. Getting things done means staying ahead of the curve and anticipating the needs of those who count on us.

### Service

At DDC, we tackle the problems and solve the changing needs that our clients and communities face by providing specialized, individual attention to every neighborhood and agency. We work together to produce the strongest capital projects for all of New York City.

### Collaboration

DDC excellence is built on our working collaboration with our partner agencies, communities, elected officials, and design and construction professionals. We make it a priority to learn from each other, so that the expertise of one becomes the expertise of all.

### Mentorship

At DDC, we value and promote new ideas and keep our processes open to the possibilities of change. We believe in the professional development of our staff and creating diverse opportunities for them to learn and grow.

## Lenses

Our lenses provide perspective to what we do.

Growth, sustainability, resiliency, equity, and healthy living—these are the lenses through which we look at our work. They help us bring to life the Mayor's vision of a strong and just city. From these perspectives, DDC projects and client agency programs provide the places that accommodate a growing population, the high efficiency systems and green roofs that protect our environment, the infrastructural innovation that safeguards our shores, the buildings and sites that welcome all, and the spaces that improve our health and mental well-being.

### Growth

DDC's projects meet demographic needs by building infrastructure that enables growth. We build to meet the demands of the world's most dynamic urban economy with a focus on creating thriving communities.

### Sustainability

By 2050, NYC will reduce carbon emissions by 80% based on 2005 levels and DDC is helping to make it happen. We use design elements, such as geothermal wells, green roofs, and solar technology to create sustainable projects for future generations.

### Resiliency

Superstorm Sandy demonstrated the vulnerability of New York City infrastructure and neighborhoods, particularly along the shorelines. DDC's design and construction projects enable communities to overcome devastation and emerge stronger than ever.

### Healthy Living

The stairways, step streets, and bike lanes that DDC builds help New Yorkers to be fit, active, and healthy. Our infrastructure and building projects use design to support healthy minds and healthy bodies.

### Equity

More than just assuring the fair distribution of the many built assets that bring communities together, we make it our priority to ensure that all our projects are welcoming to the growing and diverse population of New York City.

# \$16 Billion

value of work DDC has completed since 1996

# 1,419

DDC employees committed to creating a strong New York City

# 1,300

consultants bringing expertise to DDC projects

# 254

awards won since 1996

# 4,144

total number of DDC projects completed since 1996

# \$15 Billion

current portfolio value

# \$654 Million

total MWBE contracts FY14 to FY16 subject to local law 1 and local law 129

# 660

active infrastructure projects

# 641

active public buildings projects

# \$233 Million

total MWBE prime contracts subject to local law 1 & local law 129 in FY16

# \$74 Million

total MWBE subcontracts subject to local law 1 & local law 129 in FY16

# 81%

increase in MWBE prime contract awards in FY16 compared to FY13 subject to local law 1 & local law 129

# 190%

increase in MWBE subcontract awards in FY16 compared to FY13 subject to local law 1 & local law 129

# \$525 Million

total MWBE prime contract awards from FY14 to FY16 subject to local law 1 & local law 129

# \$129 Million

MWBE subcontract awards from FY14 to FY16 subject to local law 1 & local law 129

## MWBE

In keeping with the spirit of our city and Mayor de Blasio's vision, the New York City Department of Design and Construction (DDC) is committed to fostering an equitable and competitive business environment while ensuring our procurement reflects the diversity of New York City. We understand the success of minority and women-owned businesses (MWBE's) contributes to the success of diverse communities around the City.

Through its Office of Diversity and Industry Relations, DDC has taken a holistic approach to increasing opportunities for MWBE's with a comprehensive plan that strengthens and supports MWBE's as they navigate the city procurement process. Our policies and programs are centered on the four core principles of accessibility, capacity building, accountability, and sustainability. This approach creates a structure that allows MWBE's to succeed, providing the city a larger pool of qualified contractors.

### Accessibility

To increase the number of MWBE's who do business with us, it's integral to communicate our interest in them as potential partners. During FY16 and FY17, DDC has engaged over 4,500 prospective contractors through events we've hosted as well as those we've attended.

### Capacity-Building

Sharing the message that we want to partner with MWBE's is only the first step. Our job doesn't end once we've hosted or attended an event. DDC understands its role in ensuring MWBE's are equipped with the tools to do business with us. We've created a suite of programs that enables MWBE's to increase their capacity by enhancing their technical and business capabilities. Our Ready to Build New York City business development program helps MWBE's grow by becoming prequalified to work with DDC. The New York City Construction Mentorship program affords city-certified MWBE's the opportunity to learn how to successfully grow their businesses.

### Accountability

We are committed to increasing the number of MWBE's who work with us. We believe we have a duty to create an equitable and competitive business environment that facilitates procurement opportunities for the City's MWBE community. As such, we are responsible for ensuring that those who do business with us meet their contractual obligations and take appropriate action when they don't.

### Sustainability

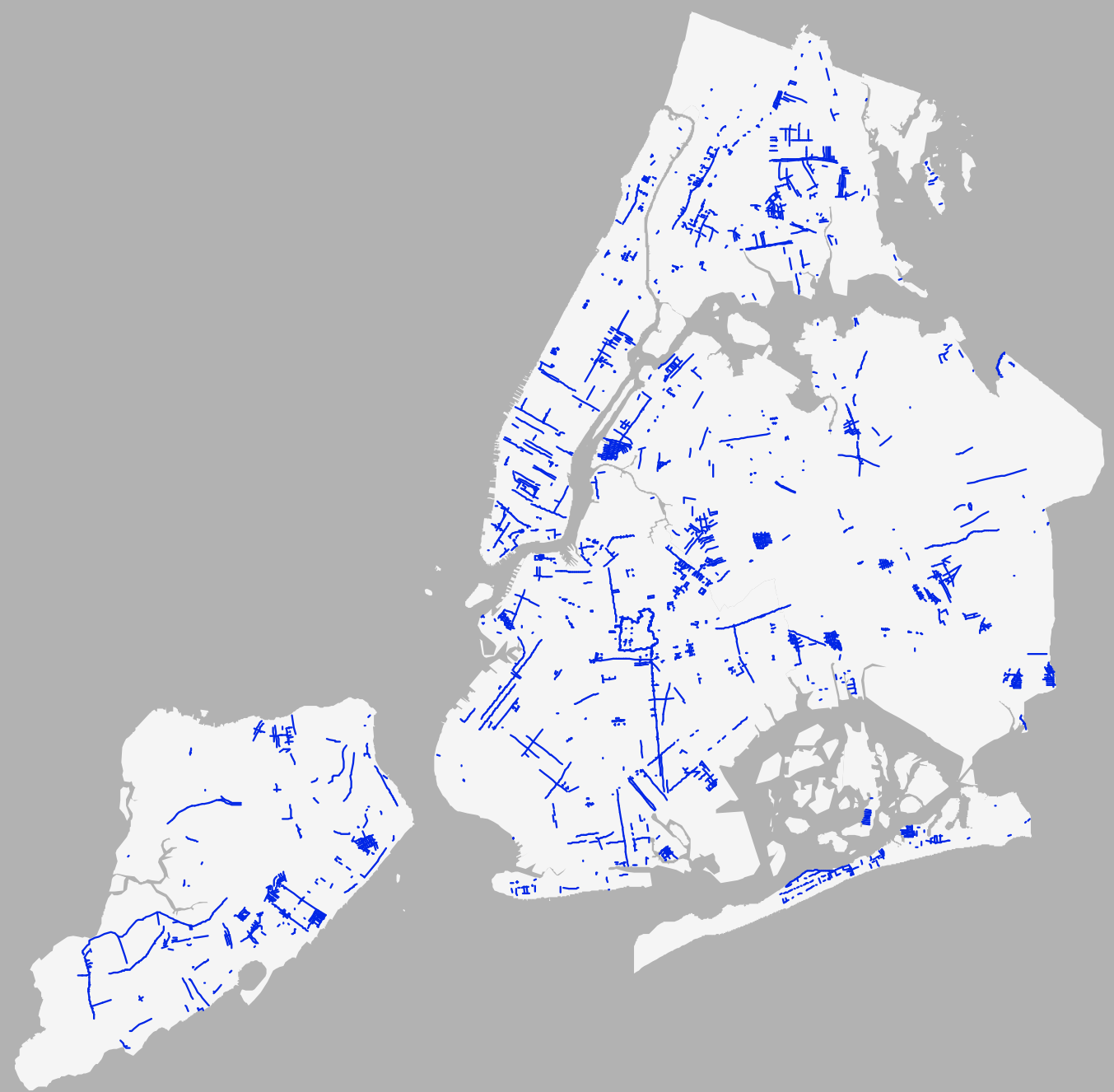
An important aspect of our MWBE strategy is to make sure MWBE's who do business with us operate efficiently and grow their businesses. In partnership with the Mayor's Office of MWBE and the NYC Department of Small Business Services, DDC provides a supportive framework to safeguard MWBE success and growth, such as our Opportunity Academy that trains community college students in our processes so they can provide back office support to MWBE's.



Public Buildings  
Project Locations



Infrastructure  
Project Locations



Project Schedule for The Department of Transportation  
 Projects in Design and/or Construction  
 (Data approximated by Quarter as of August, 2016)

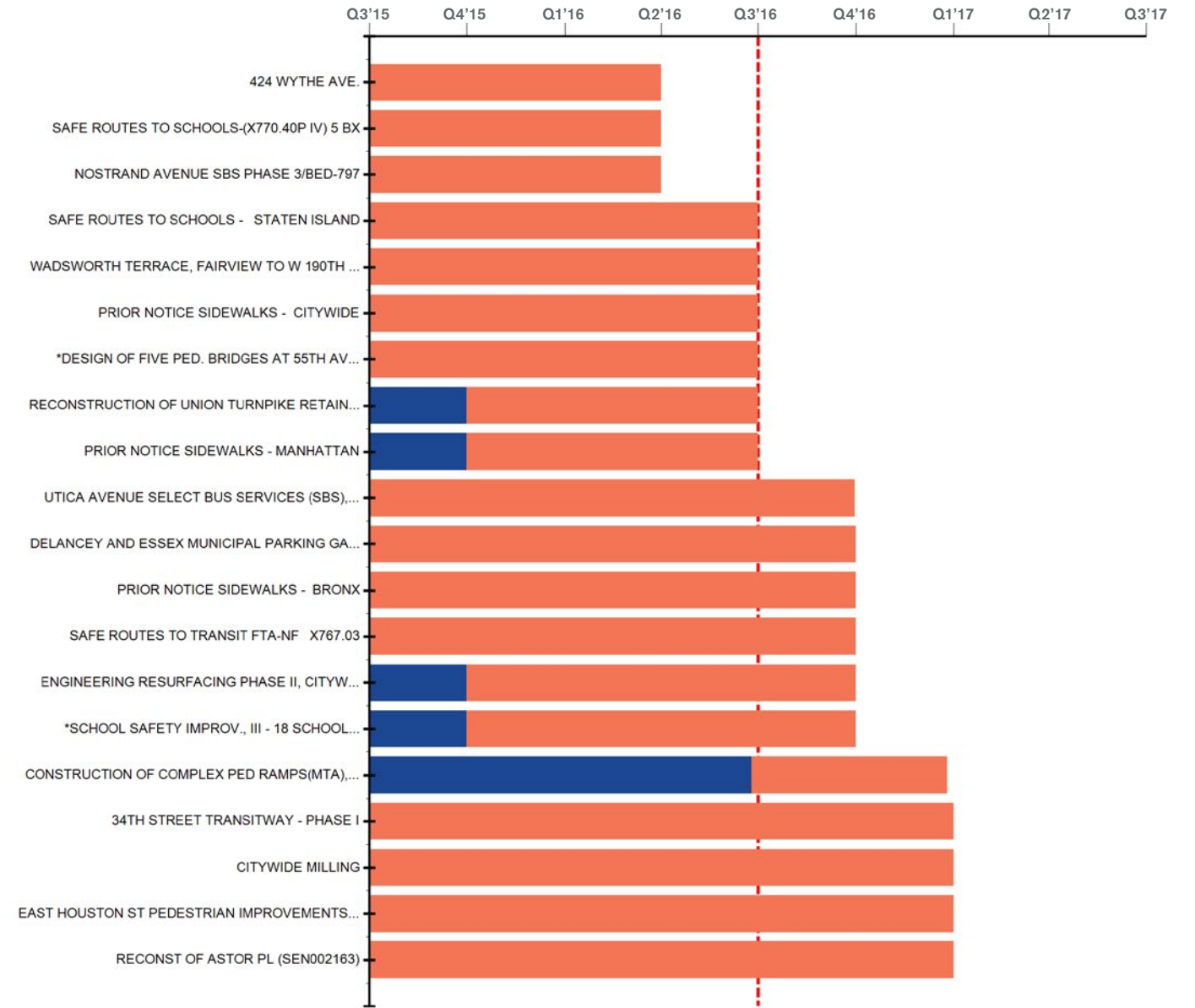


\*On-hold projects

Projected/Actual

- Design
- Procurement
- Construction

Project Schedule for The Department of Transportation  
 Projects in Design and/or Construction

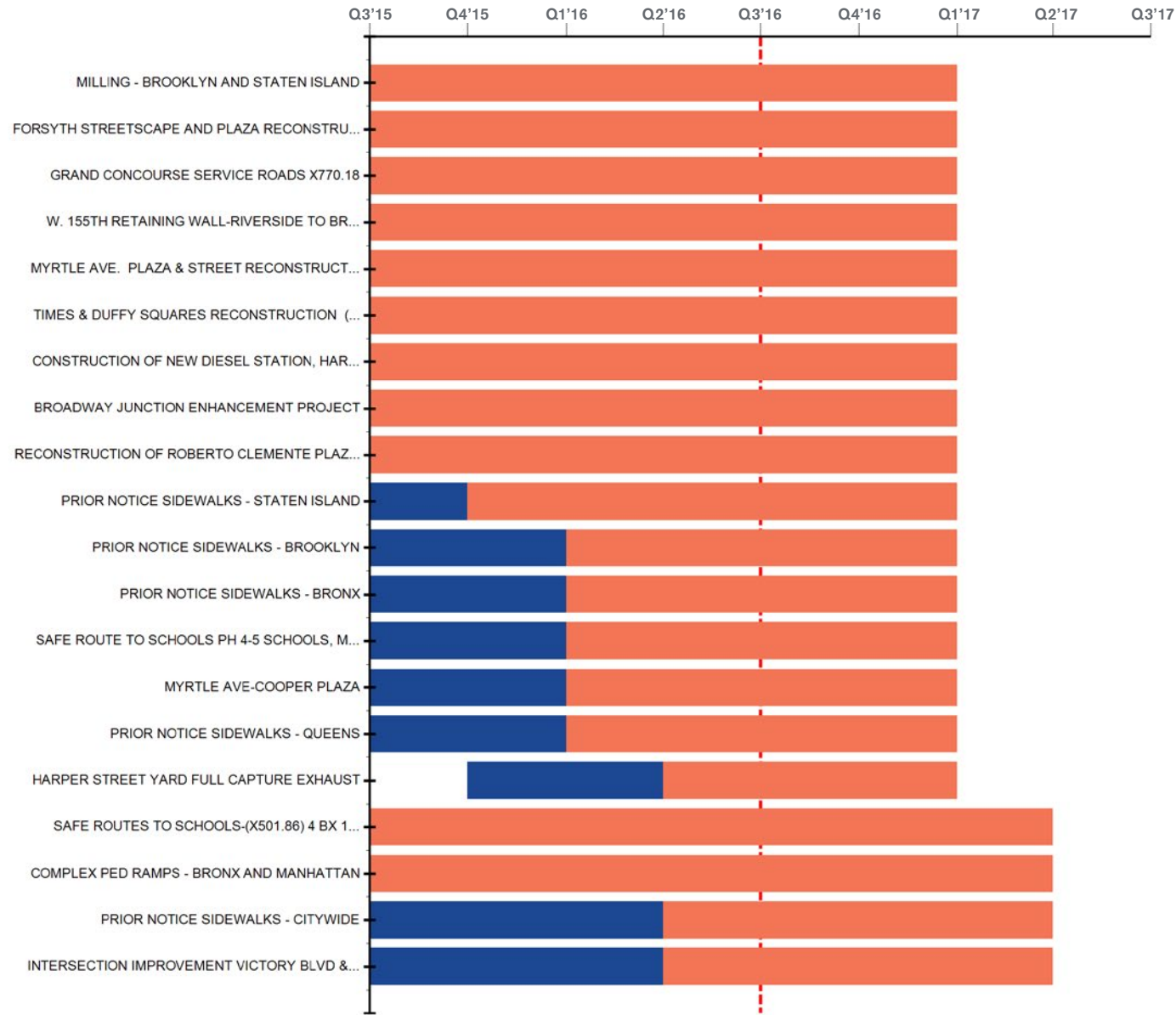


\*On-hold projects

Projected/Actual

- Design
- Procurement
- Construction

Project Schedule for The Department of Transportation  
Projects in Design and/or Construction

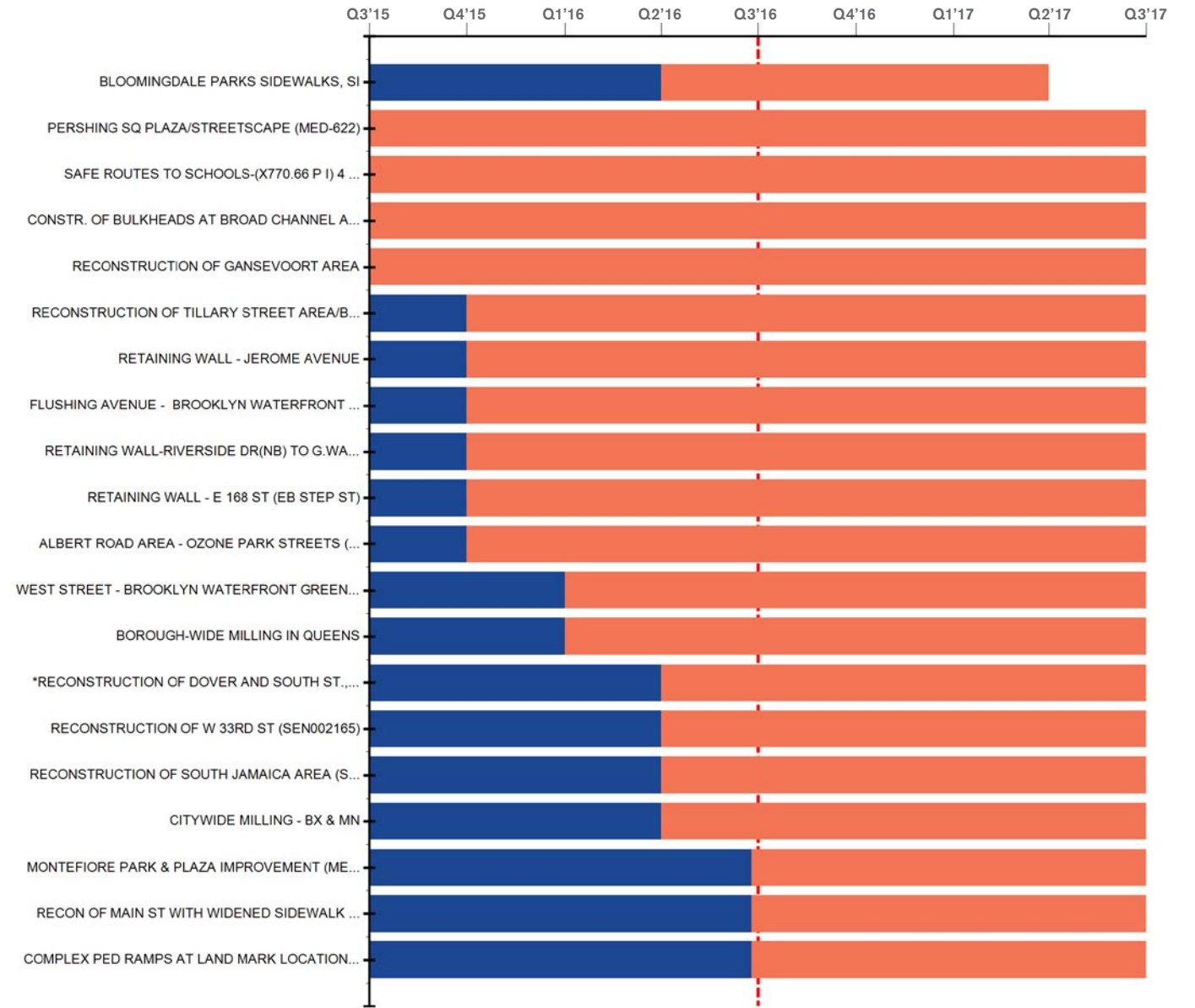


\*On-hold projects

Projected/Actual

- Design
- Procurement
- Construction

Project Schedule for The Department of Transportation  
Projects in Design and/or Construction



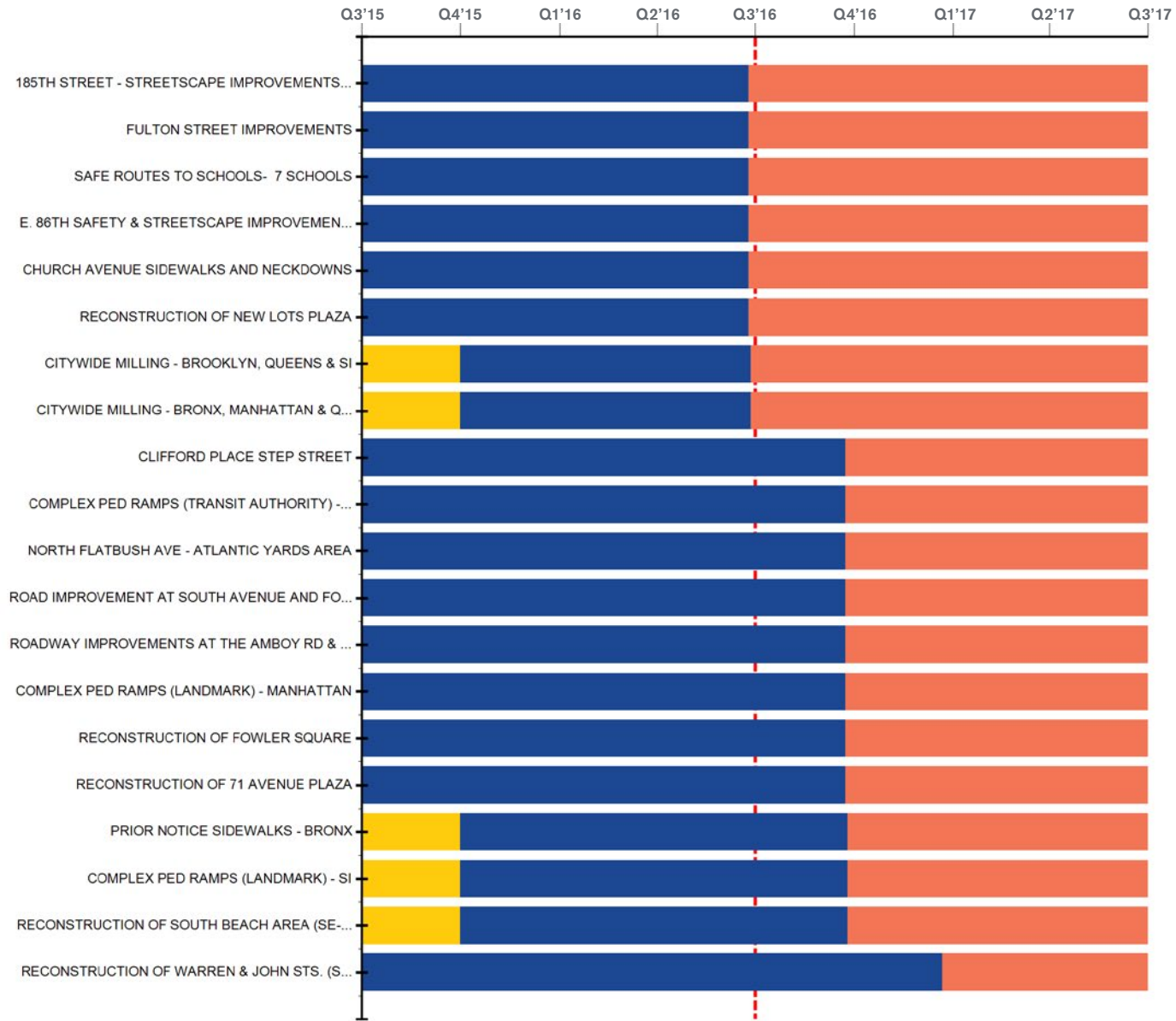
\*On-hold projects

Projected/Actual

- Design
- Procurement
- Construction



Project Schedule for The Department of Transportation  
Projects in Design and/or Construction

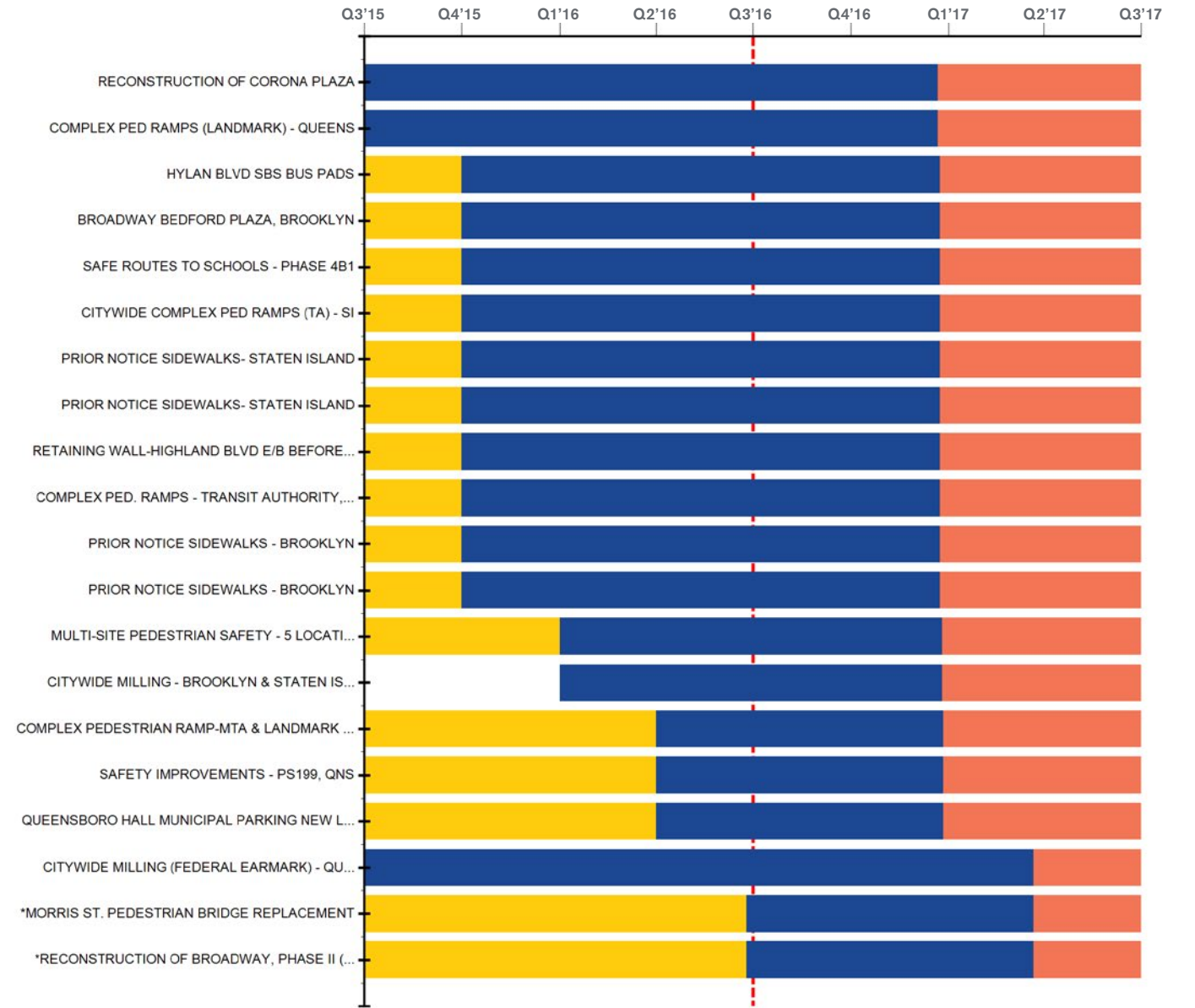


\*On-hold projects

Projected/Actual



Project Schedule for The Department of Transportation  
Projects in Design and/or Construction

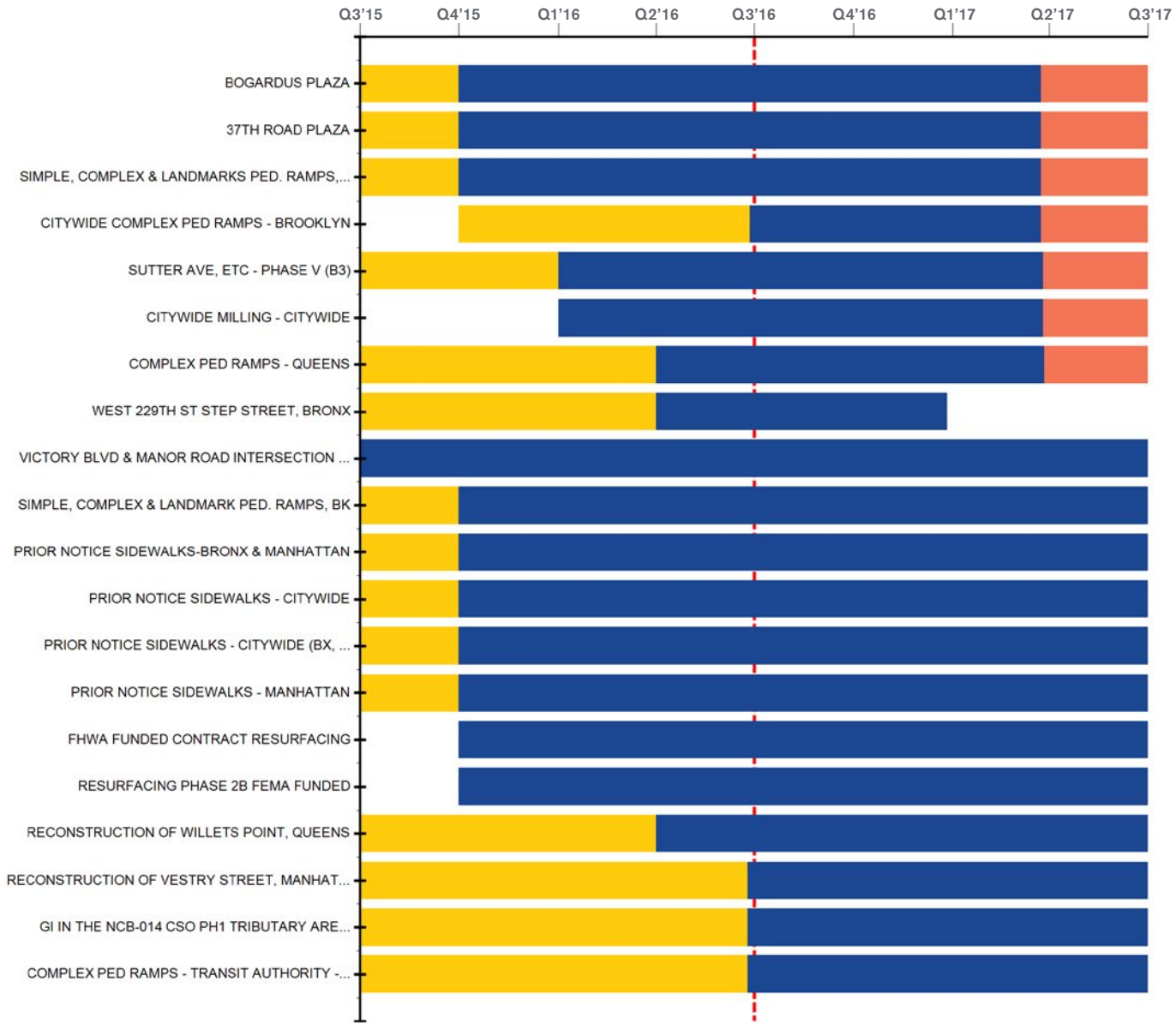


\*On-hold projects

Projected/Actual



Project Schedule for The Department of Transportation  
Projects in Design and/or Construction

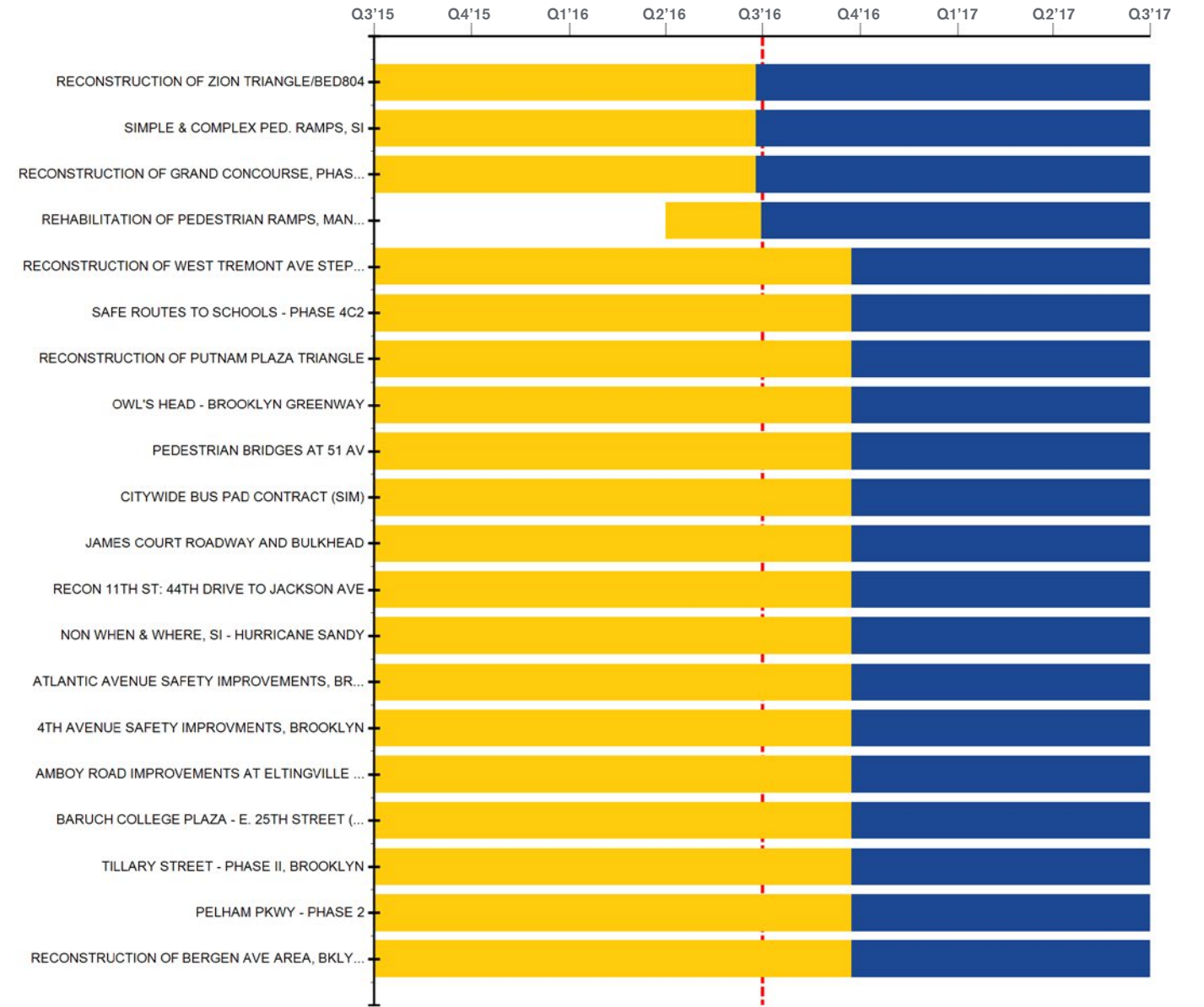


\*On-hold projects

Projected/Actual



Project Schedule for The Department of Transportation  
Projects in Design and/or Construction

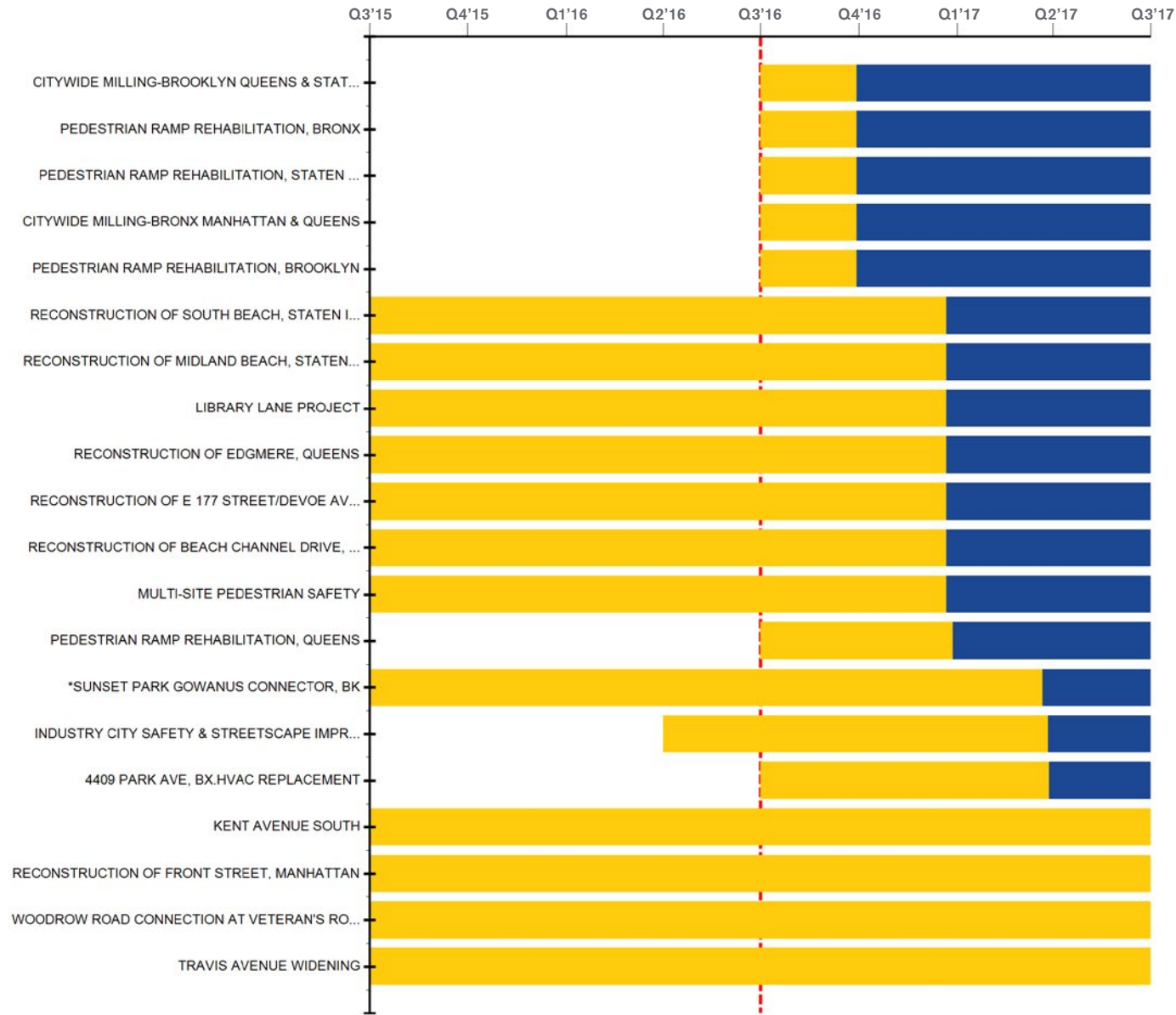


\*On-hold projects

Projected/Actual



Project Schedule for The Department of Transportation  
Projects in Design and/or Construction



\*On-hold projects

Projected/Actual



Project Schedule for The Department of Transportation  
Projects in Design and/or Construction



\*On-hold projects

Projected/Actual

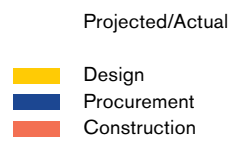




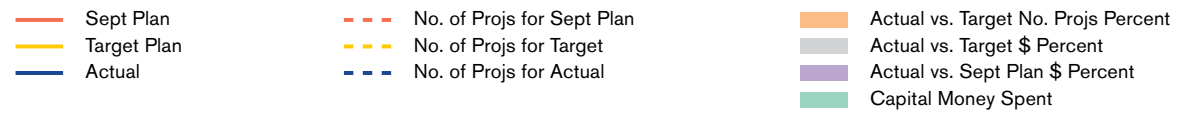
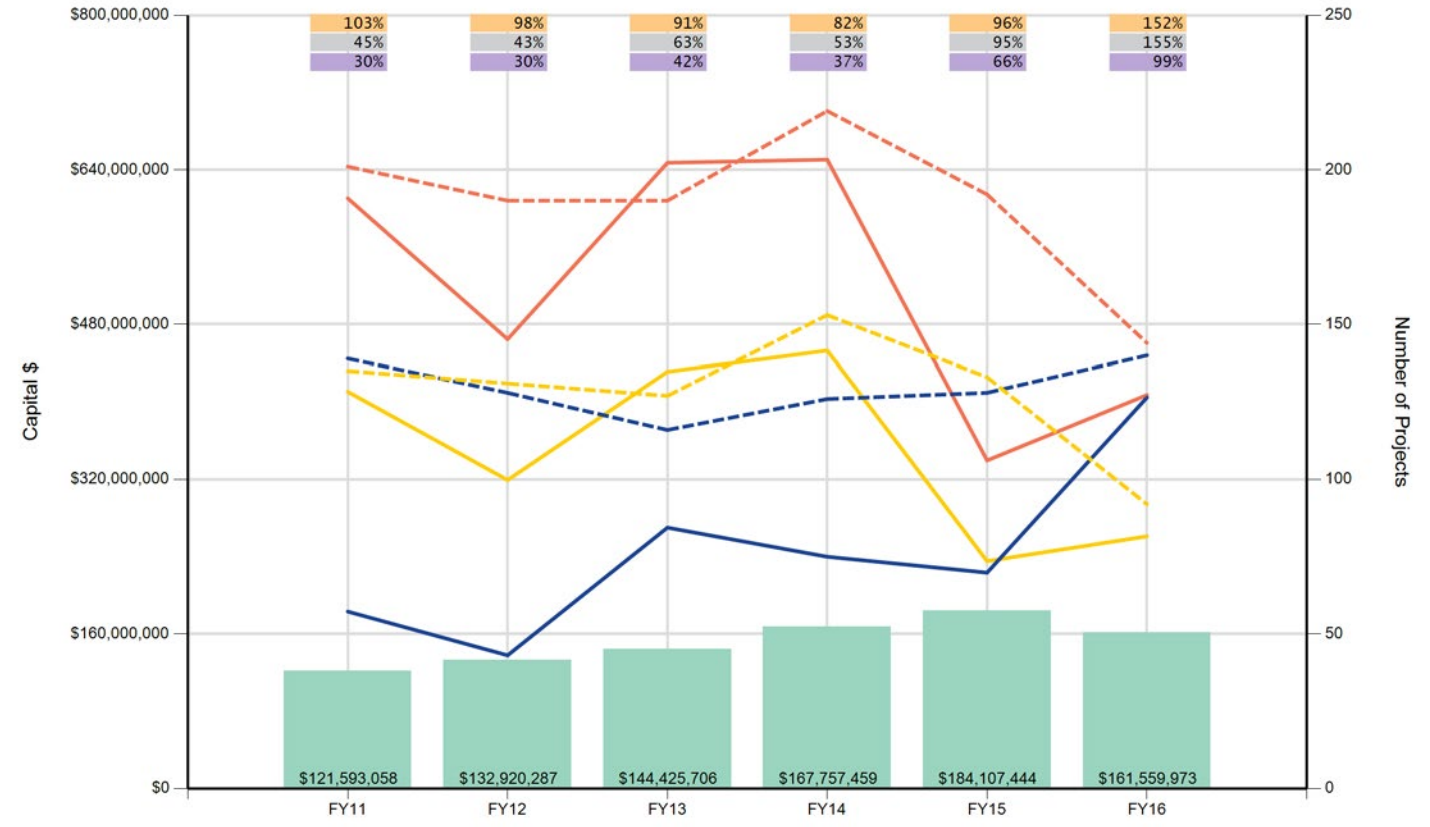
**Project Schedule for The Department of Transportation**  
Projects in Design and/or Construction



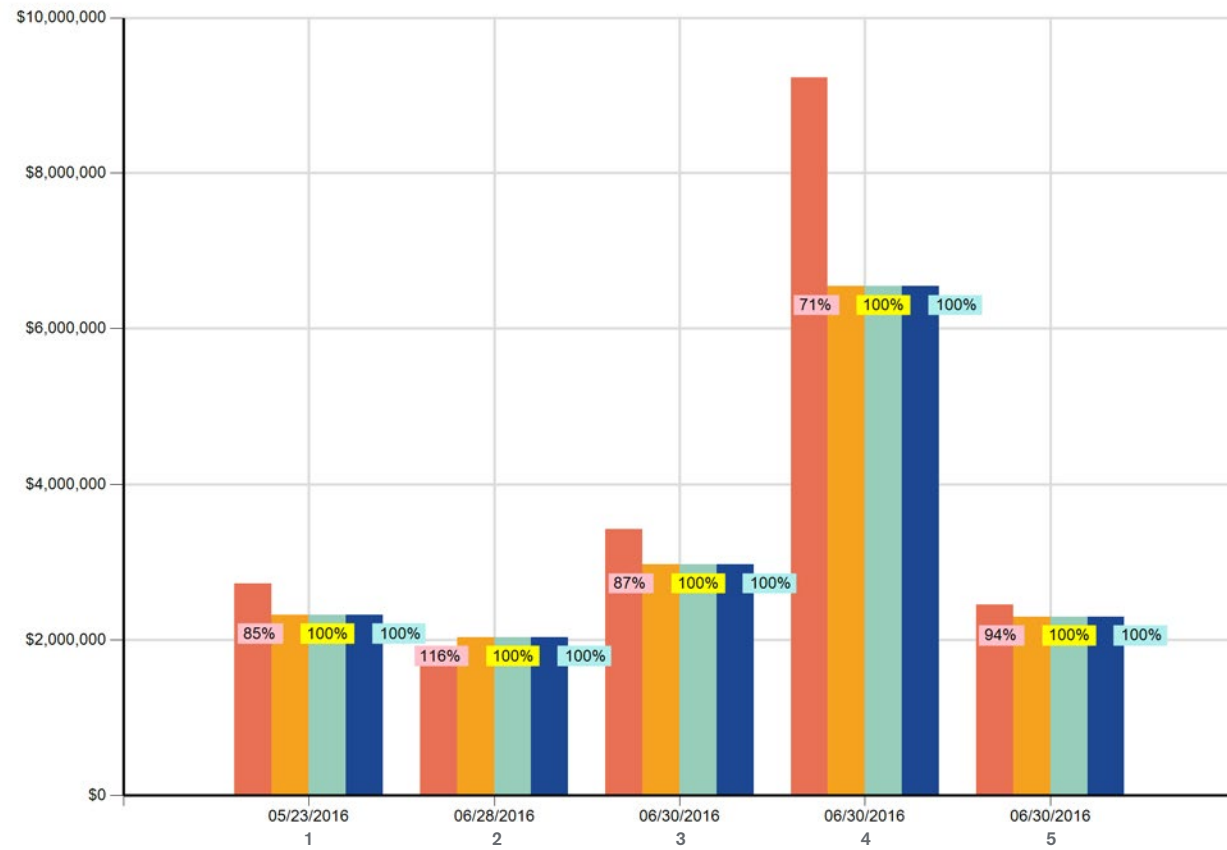
\*On-hold projects



**Trending Data for the New York City Department of Transportation**  
Target vs. Actual (values below include change order registrations for active projects, registered projects, and de-registered projects)



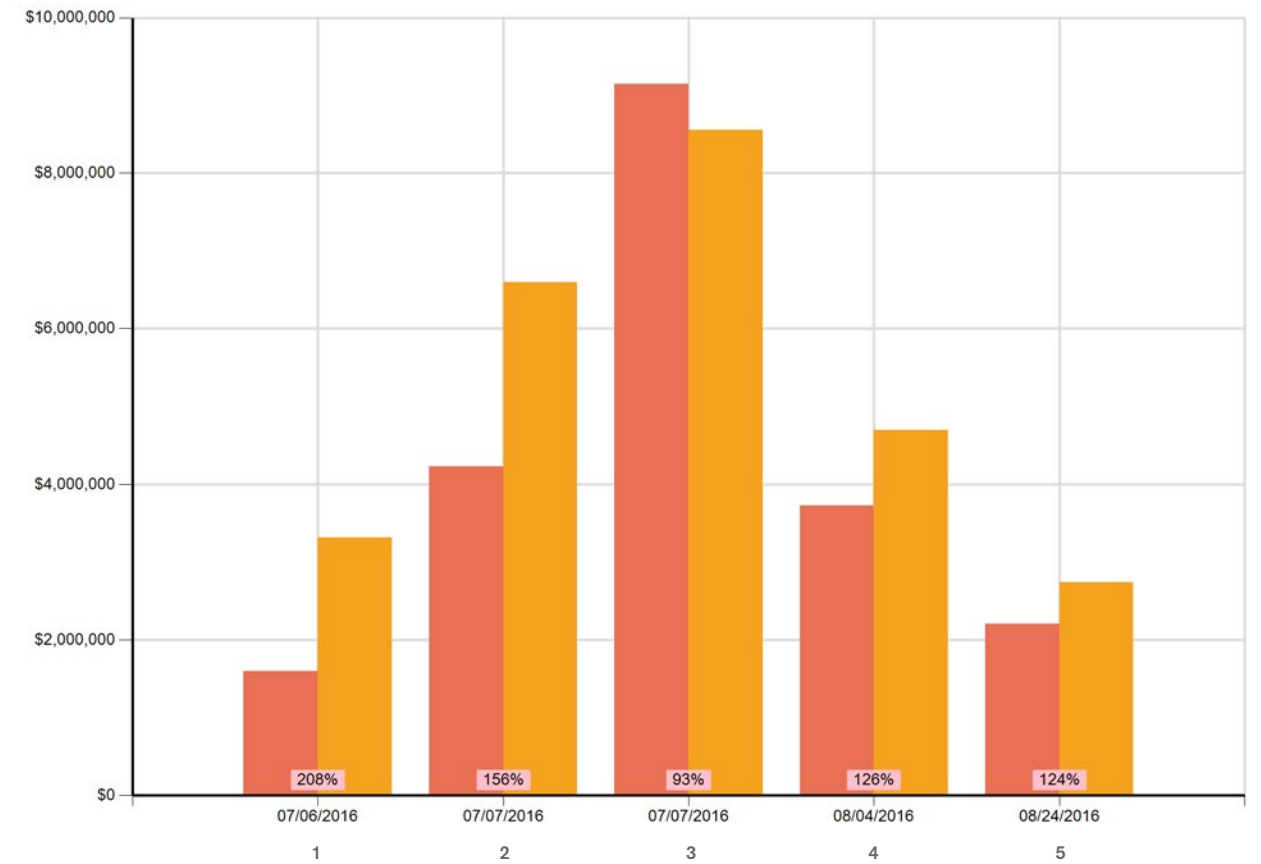
**Cost Data for the Department of Transportation**  
Last 5 Projects (Competitively Bid, Substantially Completed)



- 1 WADSWORTH TERRACE, FAIRVIEW TO W 190TH ST (MED626)
- 2 RECONSTRUCTION OF UNION TURNPIKE RETAINING WALL
- 3 SAFE ROUTES TO TRANSIT FTA-NF
- 4 SAFE ROUTES TO SCHOOLS-(X770.40 P I) 3M 3Q(RE-BID)
- 5 GRAND ST. STREETSCAPE IMPROVEMENTS

■ DDC Estimated Bid Amount     ■ Orig. Bid Amount vs. DDC Est. Bid Amount  
■ Original Bid Amount     ■ Orig. Awd-NMSC vs. Orig. Bid Amount  
■ Original Award-NMSC     ■ Final Award vs. Orig. Awd-NMSC  
■ Final Award

**Bid Data for the Department of Transportation**  
Last 5 Sealed Competitive Bid Results  
(winning bid may not result in awarding of contract)



- 1 RECONSTRUCTION OF BEDFORD PLAZA -BOROUGH OF BROOKLYN
- 2 RECONSTRUCTION OF WEST 229TH ST STEP STREET- BOROUGH OF THE BRONX
- 3 CONSTRUCTION OF THE QUEENS BOROUGH HALL MUNICIPAL PARKING FIELD-BOROUGH OF QUEENS
- 4 INSTALLATION OF COMPLEX PEDESTRIANS RAMPS - BOROUGH OF QUEENS
- 5 INSTALLATION OF COMPLEX PEDESTRIAN RAMPS ADJACENT TO TRANSIT AUTHORITY AND/OR LANDMARK PROPERTIES-BOROUGH OF MANHATTAN

■ DDC Estimated Bid Amount     ■ Orig. Bid Amount vs. DDC Est. Bid Amount  
■ Original Bid Amount

**Project List (sorted by completion date)  
(Data approximated by Quarter as of August, 2016)**

**CITYWIDE MILLING - BX & MN**

MULTIPLE ADDRESSES  
Estimated Construction Cost: \$14,410,320  
Estimated Completion Date: Q3 2015

**BRONX & MANHATTAN COMPLEX PED RAMPS**

MANHATTAN, NY  
Estimated Construction Cost: \$4,218,874  
Estimated Completion Date: Q3 2015

**PRIOR NOTICE SIDEWALKS - BROOKLYN**

MULTIPLE ADDRESSES  
Estimated Construction Cost: \$703,000  
Estimated Completion Date: Q3 2015

**PRIOR NOTICE SIDEWALKS - MANHATTAN**

MULTIPLE ADDRESSES  
Estimated Construction Cost: \$2,599,644  
Estimated Completion Date: Q3 2015

**PRIOR NOTICE SIDEWALKS, STATEN ISLAND**

MULTIPLE ADDRESSES  
Estimated Construction Cost: \$2,269,506  
Estimated Completion Date: Q3 2015

**RECONSTRUCTION OF CONNER STREET BULKHEAD**

HUTCHINSON AV, THE BRONX, NY 10475  
Estimated Construction Cost: \$6,190,694  
Estimated Completion Date: Q3 2015

**RECONSTRUCTION OF VITRIFIED CLAY PIPE SEWERS, QNS**

MULTIPLE ADDRESSES  
Estimated Construction Cost: \$5,677,451  
Estimated Completion Date: Q3 2015

**QUEENSBORO HALL MUNICIPAL PARKING GARAGE, QNS**

80-25 126 STREET, QUEENS, NY 11415  
Estimated Construction Cost: \$1,888,000  
Estimated Completion Date: Q3 2015

**STEP RECONSTRUCTION**

W 215 ST, MANHATTAN, NY 10034  
Estimated Construction Cost: \$2,492,759  
Estimated Completion Date: Q4 2015

**CONSTRUCTION OF COMPLEX PED RAMPS, QUEENS**

MULTIPLE ADDRESSES  
Estimated Construction Cost: \$4,189,952  
Estimated Completion Date: Q4 2015

**COMPLEX PED RAMPS - BROOKLYN**

MULTIPLE ADDRESSES  
Estimated Construction Cost: \$3,158,391  
Estimated Completion Date: Q4 2015

**PLAZA DE LAS AMERICAS RECONSTRUCTION**

W 175 ST, MANHATTAN, NY 10033  
Estimated Construction Cost: \$3,184,699  
Estimated Completion Date: Q4 2015

**PRIOR NOTICE SIDEWALKS - QUEENS**

MULTIPLE ADDRESSES  
Estimated Construction Cost: \$4,335,200  
Estimated Completion Date: Q4 2015

**SAFE ROUTES TO TRANSIT**

MULTIPLE ADDRESSES  
Estimated Construction Cost: \$2,087,090  
Estimated Completion Date: Q4 2015

**SAFE ROUTES TO TRANSIT**

BROADWAY, THE BRONX, NY 10463  
Estimated Construction Cost: \$1,721,339  
Estimated Completion Date: Q4 2015

**FORDHAM PLAZA PHASE A**

MULTIPLE ADDRESSES  
Estimated Construction Cost: \$18,562,736  
Estimated Completion Date: Q4 2015

**RECON OF BOLLER AVE**

MULTIPLE ADDRESSES  
Estimated Construction Cost: \$7,899,000  
Estimated Completion Date: Q4 2015

**SANDY RECONSTRUCTION (FEMA) IN BK, SI, & MN.**

MULTIPLE ADDRESSES  
Estimated Construction Cost: \$1,989,503  
Estimated Completion Date: Q4 2015

**SAFE ROUTES TO SCHOOLS, PHASE II**

MULTIPLE ADDRESSES  
Estimated Construction Cost: \$4,163,892  
Estimated Completion Date: Q1 2016

**SAFE ROUTES TO SCHOOLS-5 BX**

MULTIPLE ADDRESSES  
Estimated Construction Cost: \$7,617,216  
Estimated Completion Date: Q1 2016

**“I’m proud to work at DDC because I know that we are helping city neighborhoods thrive. Even small jobs make a big difference.”**

Sarah Shelley  
DDC Bid Document Review Manager



## Project List

### **NOSTRAND AVENUE SBS PHASE 3/BED-797**

MULTIPLE ADDRESSES  
Estimated Construction Cost: \$12,719,595  
Estimated Completion Date: Q1 2016

### **424 WYTHE AVE.**

424 WYTHE AVENUE, BROOKLYN, NY 11211  
Estimated Construction Cost: \$2,908,000  
Estimated Completion Date: Q1 2016

### **GRAND ST. STREETScape IMPROVEMENTS**

MULTIPLE ADDRESSES  
Estimated Construction Cost: \$3,035,297  
Estimated Completion Date: Q2 2016

### **DESIGN OF FIVE PED. BRIDGES AT 55TH AVE, ETC.**

MULTIPLE ADDRESSES  
Estimated Construction Cost: \$4,070,000  
Estimated Completion Date: Q2 2016

### **SAFE ROUTES TO SCHOOLS-3M 3Q(RE-BID)**

MULTIPLE ADDRESSES  
Estimated Construction Cost: \$6,660,324  
Estimated Completion Date: Q2 2016

### **SAFE ROUTES TO SCHOOLS -STATEN ISLAND**

MULTIPLE ADDRESSES  
Estimated Construction Cost: \$4,253,042  
Estimated Completion Date: Q2 2016

### **WADSWORTH TERRACE, FAIRVIEW TO W 190TH ST**

WADSWORTH TER, MANHATTAN, NY 10040  
Estimated Construction Cost: \$2,447,241  
Estimated Completion Date: Q2 2016

### **PRIOR NOTICE SIDEWALKS - CITYWIDE**

MULTIPLE ADDRESSES  
Estimated Construction Cost: \$2,083,740  
Estimated Completion Date: Q2 2016

### **PRIOR NOTICE SIDEWALKS - MANHATTAN**

MULTIPLE ADDRESSES  
Estimated Construction Cost: \$3,023,088  
Estimated Completion Date: Q2 2016

### **SAFE ROUTES TO TRANSIT FTA-NF**

MULTIPLE ADDRESSES  
Estimated Construction Cost: \$3,151,671  
Estimated Completion Date: Q2 2016

### **RECONSTRUCTION OF UNION TURNPIKE RETAINING WALL**

MULTIPLE ADDRESSES  
Estimated Construction Cost: \$2,034,272  
Estimated Completion Date: Q2 2016

### **ENGINEERING RESURFACING PHASE II, CITYWIDE**

MULTIPLE ADDRESSES  
Estimated Construction Cost: \$9,332,474  
Estimated Completion Date: Q3 2016

### **SCHOOL SAFETY IMPROV., III - 18 SCHOOLS IN BKLYN**

MULTIPLE ADDRESSES  
Estimated Construction Cost: TBD  
Estimated Completion Date: Q3 2016

### **PRIOR NOTICE SIDEWALKS - BRONX**

MULTIPLE ADDRESSES  
Estimated Construction Cost: \$2,842,872  
Estimated Completion Date: Q3 2016

### **SAFE ROUTES TO TRANSIT FTA**

MULTIPLE ADDRESSES  
Estimated Construction Cost: \$8,050,077  
Estimated Completion Date: Q3 2016

### **DELANCEY & ESSEX MUNICIPAL PARKING GARAGE**

112 LUDLOW STREET, MANHATTAN, NY 10002  
Estimated Construction Cost: \$5,481,000  
Estimated Completion Date: Q3 2016

### **MILLING - BROOKLYN AND STATEN ISLAND**

MULTIPLE ADDRESSES  
Estimated Construction Cost: \$24,261,865  
Estimated Completion Date: Q4 2016

### **CITYWIDE MILLING**

MULTIPLE ADDRESSES  
Estimated Construction Cost: \$20,446,001  
Estimated Completion Date: Q4 2016

### **SAFE ROUTE TO SCHOOLS PH 4-5 SCHOOLS, MN**

MULTIPLE ADDRESSES  
Estimated Construction Cost: \$3,358,279  
Estimated Completion Date: Q4 2016

### **BROADWAY JUNCTION ENHANCEMENT PROJECT**

MULTIPLE ADDRESSES  
Estimated Construction Cost: \$2,656,378  
Estimated Completion Date: Q4 2016

## Project List

### **34TH STREET TRANSITWAY - PHASE I**

MULTIPLE ADDRESSES  
Estimated Construction Cost: \$26,195,987  
Estimated Completion Date: Q4 2016

### **RECONST OF ASTOR PL**

MULTIPLE ADDRESSES  
Estimated Construction Cost: \$16,700,746  
Estimated Completion Date: Q4 2016

### **TIMES & DUFFY SQUARES RECONSTRUCTION**

MULTIPLE ADDRESSES  
Estimated Construction Cost: \$50,293,558  
Estimated Completion Date: Q4 2016

### **EAST HOUSTON ST PEDESTRIAN IMPROVEMENTS**

MULTIPLE ADDRESSES  
Estimated Construction Cost: \$53,207,975  
Estimated Completion Date: Q4 2016

### **CONSTRUCTION OF COMPLEX PED RAMPS, BK & MANS**

MULTIPLE ADDRESSES  
Estimated Construction Cost: \$1,877,977  
Estimated Completion Date: Q4 2016

### **MYRTLE AVE. PLAZA & STREET RECONSTRUCTION/BED-792**

MYRTLE AVE, BROOKLYN, NY 11205  
Estimated Construction Cost: \$5,861,334  
Estimated Completion Date: Q4 2016

### **FORSYTH STREETScape AND PLAZA RECONSTRUCTION**

MULTIPLE ADDRESSES  
Estimated Construction Cost: \$3,664,283  
Estimated Completion Date: Q4 2016

### **MYRTLE AVE-COOPER PLAZA**

MULTIPLE ADDRESSES  
Estimated Construction Cost: \$2,800,346  
Estimated Completion Date: Q4 2016

### **CONSTRUCTION OF NEW DIESEL STATION, HARPER ST. YD.**

32-11 HARPER STREET, QUEENS, NY 11368  
Estimated Construction Cost: \$9,480,000  
Estimated Completion Date: Q4 2016

### **HARPER STREET YARD FULL CAPTURE EXHAUST**

30-1 HARPER STREET, QUEENS, NY 11368  
Estimated Construction Cost: \$600,000  
Estimated Completion Date: Q4 2016

### **PRIOR NOTICE SIDEWALKS - BROOKLYN**

MULTIPLE ADDRESSES  
Estimated Construction Cost: \$8,899,243  
Estimated Completion Date: Q4 2016

### **PRIOR NOTICE SIDEWALKS - QUEENS**

MULTIPLE ADDRESSES  
Estimated Construction Cost: \$8,899,243  
Estimated Completion Date: Q4 2016

### **PRIOR NOTICE SIDEWALKS - STATEN ISLAND**

MULTIPLE ADDRESSES  
Estimated Construction Cost: \$3,598,896  
Estimated Completion Date: Q4 2016

### **PRIOR NOTICE SIDEWALKS - BRONX**

MULTIPLE ADDRESSES  
Estimated Construction Cost: \$6,077,458  
Estimated Completion Date: Q4 2016

### **GRAND CONCOURSE SERVICE ROADS**

MULTIPLE ADDRESSES  
Estimated Construction Cost: \$656,577  
Estimated Completion Date: Q4 2016

### **RECONSTRUCTION OF ROBERTO CLEMENTE PLAZA**

MULTIPLE ADDRESSES  
Estimated Construction Cost: \$11,185,042  
Estimated Completion Date: Q4 2016

### **WEST 229TH ST STEP STREET, BRONX**

W 229 ST, THE BRONX, NY 10463  
Estimated Construction Cost: \$6,599,609  
Estimated Completion Date: Q4 2016

### **W. 155TH RETAINING WALL-RIVERSIDE TO BROADWAY**

MULTIPLE ADDRESSES  
Estimated Construction Cost: \$2,853,793  
Estimated Completion Date: Q4 2016

### **SAFE ROUTES TO SCHOOLS - 4 BX 1 MAN 1 BK**

MULTIPLE ADDRESSES  
Estimated Construction Cost: \$3,225,554  
Estimated Completion Date: Q1 2017

### **COMPLEX PED RAMPS - BRONX AND MANHATTAN**

MULTIPLE ADDRESSES  
Estimated Construction Cost: \$2,534,095  
Estimated Completion Date: Q1 2017

“Our projects aim to provide all hard-working New Yorkers the essentials they deserve.”

Mario Garrovillas  
DDC Project Manager, A&E

**Project List**

- INTERSECTION IMPROVEMENT VICTORY BLVD & CLOVE ROAD**  
VICTORY BOULEVARD, STATEN ISLAND, NY 10301  
Estimated Construction Cost: \$6,356,153  
Estimated Completion Date: Q1 2017
- BLOOMINGDALE PARKS SIDEWALKS, SI**  
DRUMGOOLE RD W, STATEN ISLAND, NY 10309  
Estimated Construction Cost: \$881,277  
Estimated Completion Date: Q1 2017
- PRIOR NOTICE SIDEWALKS - CITYWIDE**  
MULTIPLE ADDRESSES  
Estimated Construction Cost: \$2,704,755  
Estimated Completion Date: Q1 2017
- SAFE ROUTES TO SCHOOLS-4 MAN**  
MULTIPLE ADDRESSES  
Estimated Construction Cost: \$5,377,843  
Estimated Completion Date: Q2 2017
- SAFE ROUTES TO SCHOOLS- 7 SCHOOLS**  
MULTIPLE ADDRESSES  
Estimated Construction Cost: \$2,876,522  
Estimated Completion Date: Q2 2017
- FULTON STREET IMPROVEMENTS**  
MULTIPLE ADDRESSES  
Estimated Construction Cost: \$1,971,449  
Estimated Completion Date: Q2 2017
- 185TH STREET - STREETSCAPE IMPROVEMENTS**  
MULTIPLE ADDRESSES  
Estimated Construction Cost: \$3,358,279  
Estimated Completion Date: Q2 2017
- FLUSHING AVENUE - BROOKLYN WATERFRONT GREENWAY**  
MULTIPLE ADDRESSES  
Estimated Construction Cost: \$6,641,910  
Estimated Completion Date: Q2 2017
- RECONSTRUCTION OF TILLARY STREET AREA/BED-782**  
MULTIPLE ADDRESSES  
Estimated Construction Cost: \$16,390,568  
Estimated Completion Date: Q2 2017
- CHURCH AVENUE SIDEWALKS AND NECKDOWNS**  
MULTIPLE ADDRESSES  
Estimated Construction Cost: \$4,633,232  
Estimated Completion Date: Q2 2017
- E. 86TH SAFETY & STREETSCAPE IMPROVEMENTS**  
MULTIPLE ADDRESSES  
Estimated Construction Cost: \$10,556,200  
Estimated Completion Date: Q2 2017
- RECONSTRUCTION OF GANSEVOORT AREA**  
MULTIPLE ADDRESSES  
Estimated Construction Cost: \$17,554,881  
Estimated Completion Date: Q2 2017
- COMPLEX PED RAMPS (TRANSIT AUTHORITY) - QNS**  
MULTIPLE ADDRESSES  
Estimated Construction Cost: \$3,796,900  
Estimated Completion Date: Q2 2017
- PERSHING SQ PLAZA/STREETSCAPE**  
MULTIPLE ADDRESSES  
Estimated Construction Cost: \$10,371,035  
Estimated Completion Date: Q2 2017
- RECONSTRUCTION OF NEW LOTS PLAZA**  
NEW LOTS AV, BROOKLYN, NY 11207  
Estimated Construction Cost: \$2,665,327  
Estimated Completion Date: Q2 2017
- CONSTR. OF BULKHEADS AT BROAD CHANNEL AREA**  
MULTIPLE ADDRESSES  
Estimated Construction Cost: \$28,139,227  
Estimated Completion Date: Q2 2017
- RECON OF MAIN ST WITH WIDENED SIDEWALK**  
MULTIPLE ADDRESSES  
Estimated Construction Cost: \$7,800,916  
Estimated Completion Date: Q2 2017
- WEBSTER AVE SELECT BUS SERVICE, BRONX**  
MULTIPLE ADDRESSES  
Estimated Construction Cost: \$8,391,310  
Estimated Completion Date: Q2 2017
- RETAINING WALL-RIVERSIDE DR-G.WASHINGTON BR**  
RSD, MANHATTAN, NY 10032  
Estimated Construction Cost: \$10,084,321  
Estimated Completion Date: Q2 2017
- RETAINING WALL - E 168 ST (EB STEP ST)**  
E 168 ST, THE BRONX, NY 10456  
Estimated Construction Cost: \$7,674,000  
Estimated Completion Date: Q2 2017

## Project List

### RETAINING WALL - JEROME AVENUE

MULTIPLE ADDRESSES  
Estimated Construction Cost: \$10,556,000  
Estimated Completion Date: Q2 2017

### SANDY PHASE 2 RESURFACING (FEMA), CITYWIDE

MULTIPLE ADDRESSES  
Estimated Construction Cost: \$30,083,153  
Estimated Completion Date: Q2 2017

### CITYWIDE MILLING (FEDERAL EARMARK) - QUEENS

MULTIPLE ADDRESSES  
Estimated Construction Cost: \$4,371,000  
Estimated Completion Date: Q3 2017

### ROADWAY IMPROVEMENTS - AMBOY RD & HUGUENOT AVE

MULTIPLE ADDRESSES  
Estimated Construction Cost: \$2,302,000  
Estimated Completion Date: Q3 2017

### RECONSTRUCTION OF W 33RD ST

W 33 ST, MANHATTAN, NY 10001  
Estimated Construction Cost: \$19,920,819  
Estimated Completion Date: Q3 2017

### COMPLEX PED RAMPS (LANDMARK) - MANHATTAN

MULTIPLE ADDRESSES  
Estimated Construction Cost: \$4,723,241  
Estimated Completion Date: Q3 2017

### COMPLEX PED RAMPS (LANDMARK) - SI

MULTIPLE ADDRESSES  
Estimated Construction Cost: \$2,900,000  
Estimated Completion Date: Q3 2017

### COMPLEX PED. RAMPS - TRANSIT AUTHORITY, QNS

MULTIPLE ADDRESSES  
Estimated Construction Cost: \$3,200,000  
Estimated Completion Date: Q3 2017

### MULTI - SITE PEDESTRIAN SAFETY

MULTIPLE ADDRESSES  
Estimated Construction Cost: \$1,380,000  
Estimated Completion Date: Q3 2017

### RECONSTRUCTION OF 71 AVENUE PLAZA

MULTIPLE ADDRESSES  
Estimated Construction Cost: \$2,041,560  
Estimated Completion Date: Q3 2017

### RECONSTRUCTION OF FOWLER SQUARE

MULTIPLE ADDRESSES  
Estimated Construction Cost: \$2,673,134  
Estimated Completion Date: Q3 2017

### ROAD IMPROVEMENT-SOUTH AVE AND FOREST AVE

MULTIPLE ADDRESSES  
Estimated Construction Cost: \$2,980,000  
Estimated Completion Date: Q3 2017

### PRIOR NOTICE SIDEWALKS - BRONX

MULTIPLE ADDRESSES  
Estimated Construction Cost: \$2,966,000  
Estimated Completion Date: Q3 2017

### NON WHEN & WHERE, SI - HURRICANE SANDY

MULTIPLE ADDRESSES  
Estimated Construction Cost: \$2,500,000  
Estimated Completion Date: Q3 2017

### QUEENSBORO HALL MUNICIPAL PARKING

80-25 126 STREET, QUEENS, NY 11415  
Estimated Construction Cost: \$8,556,443  
Estimated Completion Date: Q3 2017

### BOROUGH-WIDE MILLING IN QUEENS

MULTIPLE ADDRESSES  
Estimated Construction Cost: \$19,402,750  
Estimated Completion Date: Q4 2017

### SAFE ROUTES TO SCHOOLS - PHASE 4B1

MULTIPLE ADDRESSES  
Estimated Construction Cost: \$5,640,675  
Estimated Completion Date: Q4 2017

### WEST STREET - BROOKLYN WATERFRONT GREENWAY

MULTIPLE ADDRESSES  
Estimated Construction Cost: \$28,322,003  
Estimated Completion Date: Q4 2017

### COMPLEX PED RAMPS (LANDMARK) - QUEENS

MULTIPLE ADDRESSES  
Estimated Construction Cost: \$2,882,692  
Estimated Completion Date: Q4 2017

### COMPLEX PED RAMPS-TRANSIT AUTHORITY-BRONX

MULTIPLE ADDRESSES  
Estimated Construction Cost: \$4,000,000  
Estimated Completion Date: Q4 2017

## Project List

### COMPLEX PED RAMPS-LANDMARK LOCATIONS, BK & MAN

MULTIPLE ADDRESSES  
Estimated Construction Cost: \$1,788,971  
Estimated Completion Date: Q4 2017

### MULTI-SITE PEDESTRIAN SAFETY - 5 LOCATIONS

MULTIPLE ADDRESSES  
Estimated Construction Cost: \$6,331,389  
Estimated Completion Date: Q4 2017

### BROADWAY BEDFORD PLAZA, BROOKLYN

MULTIPLE ADDRESSES  
Estimated Construction Cost: \$3,321,000  
Estimated Completion Date: Q4 2017

### SAFETY IMPROVEMENTS - PS199, QNS

MULTIPLE ADDRESSES  
Estimated Construction Cost: \$4,412,754  
Estimated Completion Date: Q4 2017

### RECON 11TH ST: 44TH DRIVE TO JACKSON AVE

MULTIPLE ADDRESSES  
Estimated Construction Cost: \$40,000,000  
Estimated Completion Date: Q4 2017

### HYLAN BLVD SBS BUS PADS

MULTIPLE ADDRESSES  
Estimated Construction Cost: \$4,329,915  
Estimated Completion Date: Q4 2017

### PRIOR NOTICE SIDEWALKS- STATEN ISLAND

MULTIPLE ADDRESSES  
Estimated Construction Cost: \$13,391,096  
Estimated Completion Date: Q4 2017

### PRIOR NOTICE SIDEWALKS- STATEN ISLAND

MULTIPLE ADDRESSES  
Estimated Construction Cost: \$12,905,668  
Estimated Completion Date: Q4 2017

### RESURFACING PHASE 2B FEMA FUNDED

MULTIPLE ADDRESSES  
Estimated Construction Cost: \$1,947,512  
Estimated Completion Date: Q4 2017

### MORRIS ST. PEDESTRIAN BRIDGE REPLACEMENT

MORRIS ST, MANHATTAN, NY 10004  
Estimated Construction Cost: \$10,938,000  
Estimated Completion Date: Q1 2018

### CITYWIDE MILLING - BX & MN

MULTIPLE ADDRESSES  
Estimated Construction Cost: \$18,089,888  
Estimated Completion Date: Q1 2018

### NORTH FLATBUSH AVE - ATLANTIC YARDS AREA

MULTIPLE ADDRESSES  
Estimated Construction Cost: \$4,571,051  
Estimated Completion Date: Q1 2018

### RECONSTR OF DOVER & SOUTH ST., MANHATTAN

MULTIPLE ADDRESSES  
Estimated Construction Cost: \$4,160,698  
Estimated Completion Date: Q1 2018

### COMPLEX PED RAMPS (TA) - MANHATTAN

MULTIPLE ADDRESSES  
Estimated Construction Cost: \$3,668,927  
Estimated Completion Date: Q1 2018

### COMPLEX PED RAMPS - QUEENS

MULTIPLE ADDRESSES  
Estimated Construction Cost: \$1,807,000  
Estimated Completion Date: Q1 2018

### CITYWIDE COMPLEX PED RAMPS (TA) - SI

MULTIPLE ADDRESSES  
Estimated Construction Cost: \$4,054,018  
Estimated Completion Date: Q1 2018

### CITYWIDE COMPLEX PED RAMPS - BROOKLYN

MULTIPLE ADDRESSES  
Estimated Construction Cost: \$3,000,000  
Estimated Completion Date: Q1 2018

### RECONSTRUCTION OF CORONA PLAZA

MULTIPLE ADDRESSES  
Estimated Construction Cost: \$4,555,000  
Estimated Completion Date: Q1 2018

### 37TH ROAD PLAZA

MULTIPLE ADDRESSES  
Estimated Construction Cost: \$2,073,000  
Estimated Completion Date: Q1 2018

### SUTTER AVE, ETC - PHASE V (B3)

142 ST, QUEENS, NY 11436  
Estimated Construction Cost: \$1,172,987  
Estimated Completion Date: Q1 2018



## Project List

### GI IN THE NCB-014 CSO PH1 TRIBUTARY AREA, STAGE 1

MULTIPLE ADDRESSES  
Estimated Construction Cost: \$5,500,000  
Estimated Completion Date: Q2 2018

### PEDESTRIAN BRIDGES AT 51 AV

21 ST, QUEENS, NY 11101  
Estimated Construction Cost: \$14,196,000  
Estimated Completion Date: Q2 2018

### CITYWIDE MILLING - BRONX, MANHATTAN & QUEENS

MULTIPLE ADDRESSES  
Estimated Construction Cost: \$14,918,000  
Estimated Completion Date: Q2 2018

### CITYWIDE MILLING - BROOKLYN, QUEENS & SI

MULTIPLE ADDRESSES  
Estimated Construction Cost: \$14,914,000  
Estimated Completion Date: Q2 2018

### CITYWIDE BUS PAD CONTRACT (SIM)

MULTIPLE ADDRESSES  
Estimated Construction Cost: \$2,729,170  
Estimated Completion Date: Q2 2018

### SAFE ROUTES TO SCHOOLS - PHASE 4C2

MULTIPLE ADDRESSES  
Estimated Construction Cost: \$13,640,000  
Estimated Completion Date: Q2 2018

### OWL'S HEAD - BROOKLYN GREENWAY

MULTIPLE ADDRESSES  
Estimated Construction Cost: \$5,019,000  
Estimated Completion Date: Q2 2018

### RECONSTRUCTION OF PUTNAM PLAZA TRIANGLE

MULTIPLE ADDRESSES  
Estimated Construction Cost: \$3,087,000  
Estimated Completion Date: Q2 2018

### COMPLEX PED. RAMPS - TRANSIT AUTHORITY, BX & MN

MULTIPLE ADDRESSES  
Estimated Construction Cost: \$7,431,926  
Estimated Completion Date: Q2 2018

### MONTEFIORE PARK & PLAZA IMPROVEMENT

MULTIPLE ADDRESSES  
Estimated Construction Cost: \$10,780,797  
Estimated Completion Date: Q2 2018

### REHAB OF PEDESTRIAN RAMPS, MANHATTAN

MULTIPLE ADDRESSES  
Estimated Construction Cost: \$9,593,333  
Estimated Completion Date: Q2 2018

### RECONSTRUCTION OF SOUTH JAMAICA AREA

MULTIPLE ADDRESSES  
Estimated Construction Cost: \$11,729,618  
Estimated Completion Date: Q2 2018

### PRIOR NOTICE SIDEWALKS - CITYWIDE

MULTIPLE ADDRESSES  
Estimated Construction Cost: \$2,951,978  
Estimated Completion Date: Q2 2018

### PRIOR NOTICE SIDEWALKS - CITYWIDE

MULTIPLE ADDRESSES  
Estimated Construction Cost: \$2,951,977  
Estimated Completion Date: Q2 2018

### PRIOR NOTICE SIDEWALKS - MANHATTAN

MULTIPLE ADDRESSES  
Estimated Construction Cost: \$4,096,045  
Estimated Completion Date: Q2 2018

### 4409 PARK AVE, BX. HVAC REPLACEMENT

MULTIPLE ADDRESSES  
Estimated Construction Cost: \$200,000  
Estimated Completion Date: Q2 2018

### CLIFFORD PLACE STEP STREET

CLIFFORD PL, THE BRONX, NY 10453  
Estimated Construction Cost: \$4,358,000  
Estimated Completion Date: Q2 2018

### RECONST-WEST TREMONT AVE STEP ST, BRONX


MULTIPLE ADDRESSES  
Estimated Construction Cost: \$1,247,000  
Estimated Completion Date: Q2 2018

### RET WALL-HIGHLAND BLVD BEFORE J.ROBINSON

MULTIPLE ADDRESSES  
Estimated Construction Cost: \$2,851,000  
Estimated Completion Date: Q2 2018

### FHWA FUNDED CONTRACT RESURFACING

MULTIPLE ADDRESSES  
Estimated Construction Cost: \$7,151,530  
Estimated Completion Date: Q2 2018



La Plaza de las Americas

## Project List

### RECONSTRUCTION OF VESTRY STREET, MANHATTAN

MULTIPLE ADDRESSES  
Estimated Construction Cost: \$1,144,000  
Estimated Completion Date: Q2 2018

### RECONSTRUCTION OF WILLETS POINT, QUEENS

MULTIPLE ADDRESSES  
Estimated Construction Cost: \$5,805,197  
Estimated Completion Date: Q2 2018

### CITYWIDE MILLING-BRONX MANHATTAN & QUEENS

MULTIPLE ADDRESSES  
Estimated Construction Cost: TBD  
Estimated Completion Date: Q3 2018

### LIBRARY LANE PROJECT

MULTIPLE ADDRESSES  
Estimated Construction Cost: \$3,240,400  
Estimated Completion Date: Q3 2018

### COMPLEX PED. RAMPS - TRANSIT AUTHORITY, BK

MULTIPLE ADDRESSES  
Estimated Construction Cost: \$4,000,000  
Estimated Completion Date: Q3 2018

### SIMPLE & COMPLEX PED. RAMPS, SI

MULTIPLE ADDRESSES  
Estimated Construction Cost: \$3,226,000  
Estimated Completion Date: Q3 2018

### SIMPLE, COMPLEX & LANDMARKS PED. RAMPS, MN

MULTIPLE ADDRESSES  
Estimated Construction Cost: \$5,248,066  
Estimated Completion Date: Q3 2018

### BOGARDUS PLAZA

MULTIPLE ADDRESSES  
Estimated Construction Cost: \$4,829,153  
Estimated Completion Date: Q3 2018

### PEDESTRIAN RAMP REHABILITATION, BROOKLYN

MULTIPLE ADDRESSES  
Estimated Construction Cost: TBD  
Estimated Completion Date: Q3 2018

### PEDESTRIAN RAMP REHABILITATION, QUEENS

MULTIPLE ADDRESSES  
Estimated Construction Cost: TBD  
Estimated Completion Date: Q3 2018

### PEDESTRIAN RAMP REHABILITATION, SI

MULTIPLE ADDRESSES  
Estimated Construction Cost: \$4,327,400  
Estimated Completion Date: Q3 2018

### PEDESTRIAN RAMP REHABILITATION, BRONX

MULTIPLE ADDRESSES  
Estimated Construction Cost: TBD  
Estimated Completion Date: Q3 2018

### JAMES COURT ROADWAY AND BULKHEAD

163 DR, QUEENS, NY 11414  
Estimated Construction Cost: \$3,559,812  
Estimated Completion Date: Q3 2018

### ALBERT ROAD AREA - OZONE PARK STREETS

MULTIPLE ADDRESSES  
Estimated Construction Cost: \$41,493,248  
Estimated Completion Date: Q3 2018

### AMBOY RD IMP-ELTINGVILLE CORRIDOR

AMBOY RD, STATEN ISLAND, NY 10312  
Estimated Construction Cost: \$3,000,000  
Estimated Completion Date: Q3 2018

### RECONSTRUCTION OF EDGMERE, QUEENS

MULTIPLE ADDRESSES  
Estimated Construction Cost: \$4,930,961  
Estimated Completion Date: Q3 2018

### RECONSTRUCTION OF SOUTH BEACH, SI

MULTIPLE ADDRESSES  
Estimated Construction Cost: \$25,300,000  
Estimated Completion Date: Q3 2018

### RECONSTRUCTION OF MIDLAND BEACH, SI

MULTIPLE ADDRESSES  
Estimated Construction Cost: \$11,200,000  
Estimated Completion Date: Q3 2018

### CITYWIDE MILLING - BROOKLYN & STATEN ISLAND

MULTIPLE ADDRESSES  
Estimated Construction Cost: \$21,774,197  
Estimated Completion Date: Q4 2018

### BARUCH COLLEGE PLAZA - E. 25TH STREET

E 25 ST, MANHATTAN, NY 10010  
Estimated Construction Cost: \$2,415,000  
Estimated Completion Date: Q4 2018

## Project List

### TILLARY STREET - PHASE II, BROOKLYN

MULTIPLE ADDRESSES  
Estimated Construction Cost: \$27,634,181  
Estimated Completion Date: Q4 2018

### COMPLEX PED RAMP-MTA & LANDMARK PHASE II MA

MULTIPLE ADDRESSES  
Estimated Construction Cost: \$2,206,376  
Estimated Completion Date: Q4 2018

### RECONSTRUCTION OF ZION TRIANGLE/BED804

MULTIPLE ADDRESSES  
Estimated Construction Cost: \$4,997,000  
Estimated Completion Date: Q4 2018

### VICTORY BLVD & MANOR RD INTERSECTION IMPROVEMENT

MULTIPLE ADDRESSES  
Estimated Construction Cost: \$8,585,000  
Estimated Completion Date: Q4 2018

### RECONSTRUCTION OF E 177 STREET/DEVOE AVENUE

MULTIPLE ADDRESSES  
Estimated Construction Cost: \$19,501,000  
Estimated Completion Date: Q4 2018

### RECONSTRUCTION OF BEACH CHANNEL DRIVE, QNS

MULTIPLE ADDRESSES  
Estimated Construction Cost: \$50,411,851  
Estimated Completion Date: Q4 2018

### CITYWIDE MILLING - CITYWIDE

MULTIPLE ADDRESSES  
Estimated Construction Cost: \$22,712,254  
Estimated Completion Date: Q1 2019

### INDUSTRY CITY SAFETY & STREETScape IMPROVEMENTS

MULTIPLE ADDRESSES  
Estimated Construction Cost: TBD  
Estimated Completion Date: Q1 2019

### SIMPLE, COMPLEX & LANDMARK PED. RAMPS, BK

MULTIPLE ADDRESSES  
Estimated Construction Cost: \$6,400,000  
Estimated Completion Date: Q1 2019

### MULTI-SITE PEDESTRIAN SAFETY

MULTIPLE ADDRESSES  
Estimated Construction Cost: \$5,174,639  
Estimated Completion Date: Q1 2019

### SCHOOL SAFETY PROGRAM, BROOKLYN

MULTIPLE ADDRESSES  
Estimated Construction Cost: \$7,774,000  
Estimated Completion Date: Q2 2019

### UTICA AVENUE SELECT BUS SERVICES, BROOKLYN

MULTIPLE ADDRESSES  
Estimated Construction Cost: \$18,323,143  
Estimated Completion Date: Q2 2019

### KENT AVENUE SOUTH

KENT AVE, BROOKLYN, NY 11211  
Estimated Construction Cost: \$10,679,000  
Estimated Completion Date: Q2 2019

### 4TH AVENUE SAFETY IMPROVEMENTS, BROOKLYN

MULTIPLE ADDRESSES  
Estimated Construction Cost: \$21,362,000  
Estimated Completion Date: Q2 2019

### RECONSTRUCTION OF WARREN & JOHN STS.

MULTIPLE ADDRESSES  
Estimated Construction Cost: \$23,366,399  
Estimated Completion Date: Q2 2019

### FLUSHING - JAMAICA (MAIN ST) SBS

MULTIPLE ADDRESSES  
Estimated Construction Cost: \$6,150,399  
Estimated Completion Date: Q2 2019

### RECONSTRUCTION OF FRONT STREET, MANHATTAN

MULTIPLE ADDRESSES  
Estimated Construction Cost: \$3,152,000  
Estimated Completion Date: Q2 2019

### CITYWIDE MILLING-BROOKLYN QUEENS & SI

MULTIPLE ADDRESSES  
Estimated Construction Cost: \$18,897,140  
Estimated Completion Date: Q3 2019

### ATLANTIC AVENUE SAFETY IMPROVEMENTS, BKLYN

MULTIPLE ADDRESSES  
Estimated Construction Cost: \$21,035,254  
Estimated Completion Date: Q3 2019

### MORRISON AVENUE PLAZA, BX

MULTIPLE ADDRESSES  
Estimated Construction Cost: \$2,554,456  
Estimated Completion Date: Q3 2019

## Project List

### WOODROW ROAD CONNECTION AT VETERAN'S ROAD EAST

WOODROW RD, STATEN ISLAND, NY 10309  
Estimated Construction Cost: \$5,838,580  
Estimated Completion Date: Q3 2019

### TRAVIS AVENUE WIDENING

MULTIPLE ADDRESSES  
Estimated Construction Cost: \$1,700,000  
Estimated Completion Date: Q3 2019

### TODT HILL ROAD CURVE REHAB

MULTIPLE ADDRESSES  
Estimated Construction Cost: \$1,808,000  
Estimated Completion Date: Q3 2019

### RECONSTRUCTION OF SOUTH BEACH AREA

MULTIPLE ADDRESSES  
Estimated Construction Cost: \$83,668,230  
Estimated Completion Date: Q3 2019

### HYLAN BOULEVARD AT NEW DORP LANE

HYLAN BLVD, STATEN ISLAND, NY 10306  
Estimated Construction Cost: \$1,057,000  
Estimated Completion Date: Q3 2019

### PRIOR NOTICE SIDEWALKS - QUEENS

MULTIPLE ADDRESSES  
Estimated Construction Cost: \$4,343,000  
Estimated Completion Date: Q3 2019

### RECONSTRUCTION OF GRAND CONCOURSE

MULTIPLE ADDRESSES  
Estimated Construction Cost: \$2,073,416  
Estimated Completion Date: Q3 2019

### BAY PWKY & CORBIN PL BULKHEADS - HURRICANE SANDY

MULTIPLE ADDRESSES  
Estimated Construction Cost: \$289,000  
Estimated Completion Date: Q3 2019

### RECONSTRUCTION OF SCHENCK AVENUE

MULTIPLE ADDRESSES  
Estimated Construction Cost: \$3,360,000  
Estimated Completion Date: Q4 2019

### HAMILTON ASPHALT ROOF REPLACEMENT

448 HAMILTON AVENUE, BROOKLYN, NY 11231  
Estimated Construction Cost: \$663,760  
Estimated Completion Date: Q4 2019

### PRIOR NOTICE SIDEWALKS - BROOKLYN

MULTIPLE ADDRESSES  
Estimated Construction Cost: \$4,237,000  
Estimated Completion Date: Q4 2019

### PED. SAFETY UPGRADES ON ATLANTIC AVE

MULTIPLE ADDRESSES  
Estimated Construction Cost: \$33,951,055  
Estimated Completion Date: Q1 2020

### SUNSET PARK GOWANUS CONNECTOR, BK

MULTIPLE ADDRESSES  
Estimated Construction Cost: \$9,256,750  
Estimated Completion Date: Q1 2020

### RECONSTRUCTION OF BROADWAY, PHASE II

MULTIPLE ADDRESSES  
Estimated Construction Cost: \$8,697,743  
Estimated Completion Date: Q1 2020

### RECONSTRUCTION OF WOODROW ROAD

MULTIPLE ADDRESSES  
Estimated Construction Cost: \$54,392,050  
Estimated Completion Date: Q1 2020

### PRIOR NOTICE SIDEWALKS - BROOKLYN

MULTIPLE ADDRESSES  
Estimated Construction Cost: \$5,000,000  
Estimated Completion Date: Q1 2020

### ROBERTO CLEMENTE PLAZA ARTWORK

MULTIPLE ADDRESSES  
Estimated Construction Cost: \$244,750  
Estimated Completion Date: Q1 2020

### 4TH AVE. SAFETY IMP PHASE II-VISION ZERO

4 AVENUE, BROOKLYN, NY  
Estimated Construction Cost: \$16,578,460  
Estimated Completion Date: Q2 2020

### PRIOR NOTICE SIDEWALKS-BRONX & MANHATTAN

MULTIPLE ADDRESSES  
Estimated Construction Cost: \$14,525,693  
Estimated Completion Date: Q2 2020

### RECONSTRUCTION OF DOWNTOWN BROOKLYN, BK

MULTIPLE ADDRESSES  
Estimated Construction Cost: \$937,000  
Estimated Completion Date: Q2 2020

## Project List

### RECONSTRUCTION OF GERRITSEN BEACH AREA, BK

MULTIPLE ADDRESSES  
Estimated Construction Cost: \$10,885,134  
Estimated Completion Date: Q3 2020

### TODT HILL ROAD - CIRCLE ROAD

MULTIPLE ADDRESSES  
Estimated Construction Cost: \$5,580,000  
Estimated Completion Date: Q3 2020

### RECONSTRUCTION OF ARTHUR KILL ROAD

MULTIPLE ADDRESSES  
Estimated Construction Cost: \$13,336,000  
Estimated Completion Date: Q3 2020

### ROMA & HETT AVENUE, STATEN ISLAND

MULTIPLE ADDRESSES  
Estimated Construction Cost: \$19,889,012  
Estimated Completion Date: Q3 2020

### REPLACE OF ROOF, SPRINKLER & RELATED REPAIRS

MULTIPLE ADDRESSES  
Estimated Construction Cost: \$1,446,027  
Estimated Completion Date: Q3 2020

### STREETSCAPE IMPROVEMENTS

BEACH 108 STREET, QUEENS, NY  
Estimated Construction Cost: TBD  
Estimated Completion Date: Q3 2020

### BROAD CHANNEL BULKHEADS - PH II

MULTIPLE ADDRESSES  
Estimated Construction Cost: \$19,167,000  
Estimated Completion Date: Q1 2021

### RECONSTRUCTION OF SOUTH JAMAICA AREA

MULTIPLE ADDRESSES  
Estimated Construction Cost: \$13,132,679  
Estimated Completion Date: Q2 2021

### PELHAM PKWY - PHASE 2

MULTIPLE ADDRESSES  
Estimated Construction Cost: \$104,273,306  
Estimated Completion Date: Q2 2021

### RECONSTRUCTION OF GRAND CONCOURSE - PHASE 4

MULTIPLE ADDRESSES  
Estimated Construction Cost: \$49,851,754  
Estimated Completion Date: Q2 2021

### BROOKVILLE BLVD AND EDGEWOOD TRIANGLE

MULTIPLE ADDRESSES  
Estimated Construction Cost: \$7,018,000  
Estimated Completion Date: Q3 2021

### RECONSTRUCTION OF THE 73 PLACE AREA

MULTIPLE ADDRESSES  
Estimated Construction Cost: \$16,979,000  
Estimated Completion Date: Q1 2022

### ASPHALT PLANT, DEMO/CONS

30-1 HARPER STREET, QUEENS, NY 11368  
Estimated Construction Cost: \$26,955,353  
Estimated Completion Date: Q3 2022

### RECONSTRUCTION OF 5 AV FROM 34 TO 65 ST

MULTIPLE ADDRESSES  
Estimated Construction Cost: \$34,251,242  
Estimated Completion Date: Q3 2022

### RECONSTRUCTION OF THURSBY AVE AND AREA

MULTIPLE ADDRESSES  
Estimated Construction Cost: \$8,260,000  
Estimated Completion Date: Q3 2022

### RECONSTRUCTION OF BLOOMINGDALE ROAD

MULTIPLE ADDRESSES  
Estimated Construction Cost: \$13,290,000  
Estimated Completion Date: Q3 2022

### RECONSTRUCTION OF STREETS-ROSEDALE AREA

MULTIPLE ADDRESSES  
Estimated Construction Cost: \$28,571,878  
Estimated Completion Date: Q4 2022

### RECONSTRUCTION OF BERGEN AVE AREA, BKLYN

MULTIPLE ADDRESSES  
Estimated Construction Cost: \$35,094,000  
Estimated Completion Date: Q3 2026


### RECONSTRUCTION OF 7TH AVENUE

7 AV, MANHATTAN, NY 10001  
Estimated Construction Cost: \$2,128,195  
Estimated Completion Date: Q3 2026

### PORPOISE BRIDGE IN FLUSHING MEADOWS

PERIMETER RD, QUEENS, NY 11355  
Estimated Construction Cost: \$1,490,000  
Estimated Completion Date: Q2 2029





New York City Department of  
Design and Construction  
30-30 Thomson Avenue  
Long Island City, NY 11101  
[nyc.gov/ddc](http://nyc.gov/ddc)