

DAILY REPORT

12/8/2021

(Data from Tuesday, December 07, 2021)

SINGLE ADULTS	
Drop-in Center Clients Served	452
Drop-in Center Overnight Census	117
Faith Bed Census	0
Outreach Contacts	349
Outreach Placements	13
Safe Haven Utilization	1132
Veterans In Short-term Housing	165
Criminal Justice Short-term Housing	109

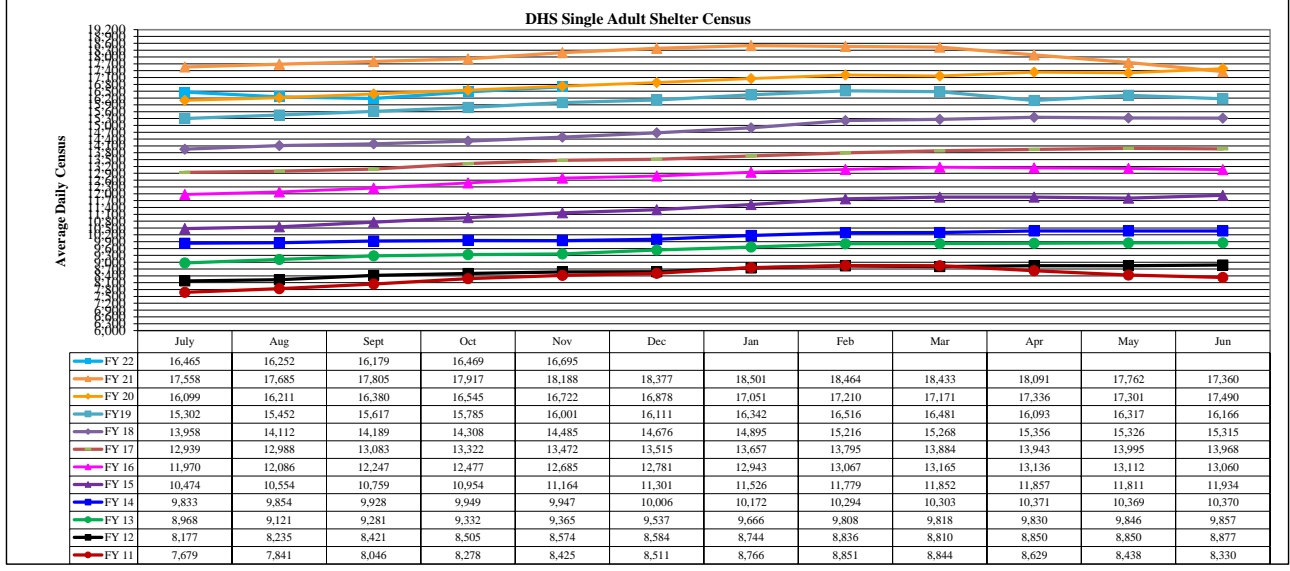
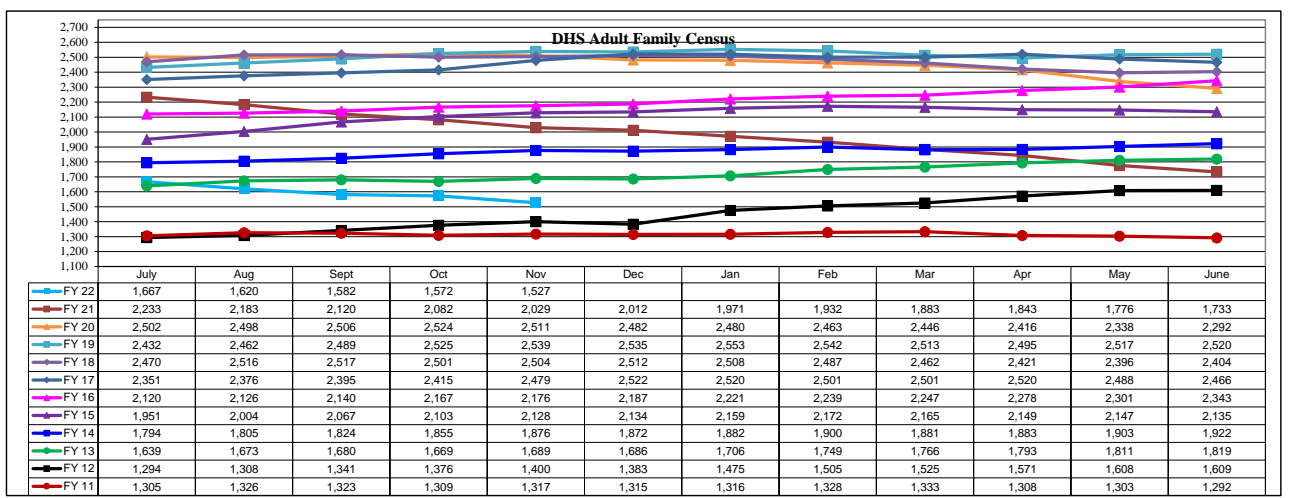
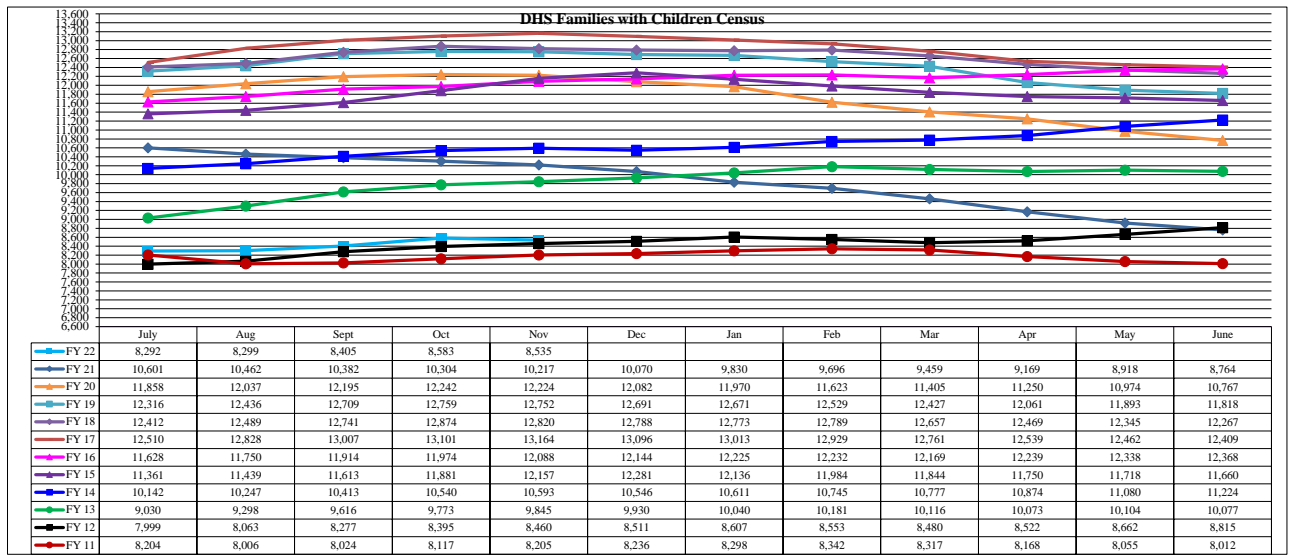
FAMILY INTAKE	
Families Requesting Temporary Housing at PATH	109
Adult Families Requesting Temporary Housing at AFIC	19
Families Placed in Overnight Accommodations	0
Families w/children at PATH Overnight (pre 10PM)	0

TOTAL SHELTER CENSUS	
Adults	31,007
Children	14,773
Total Individuals	45,780

SINGLE ADULTS	
Men	12,545
Women	4,169
Total Single Adults	16,714

FAMILIES WITH CHILDREN	
Families	8,500
Adults	11,168
Children	14,773
Individuals	25,941

ADULT FAMILIES CENSUS	
Families	1,491
Individuals (Adults)	3,125



*Due to data conversion the average monthly census for December 2011 and January 2012 for Families with Children and Adult Families is based upon data for a partial month.