

DAILY REPORT

7/31/2020

(Data from Thursday, July 30, 2020)

SINGLE ADULTS	
Drop-in Center Clients Served	278
Drop-in Center Overnight Census	103
Faith Bed Census	46
Outreach Contacts	310
Outreach Placements	16
Safe Haven Utilization	1081
Veterans In Short-term Housing	240
Criminal Justice Short-term Housing	120

Incomplete (4)
 Incomplete (4)
 Incomplete (4)

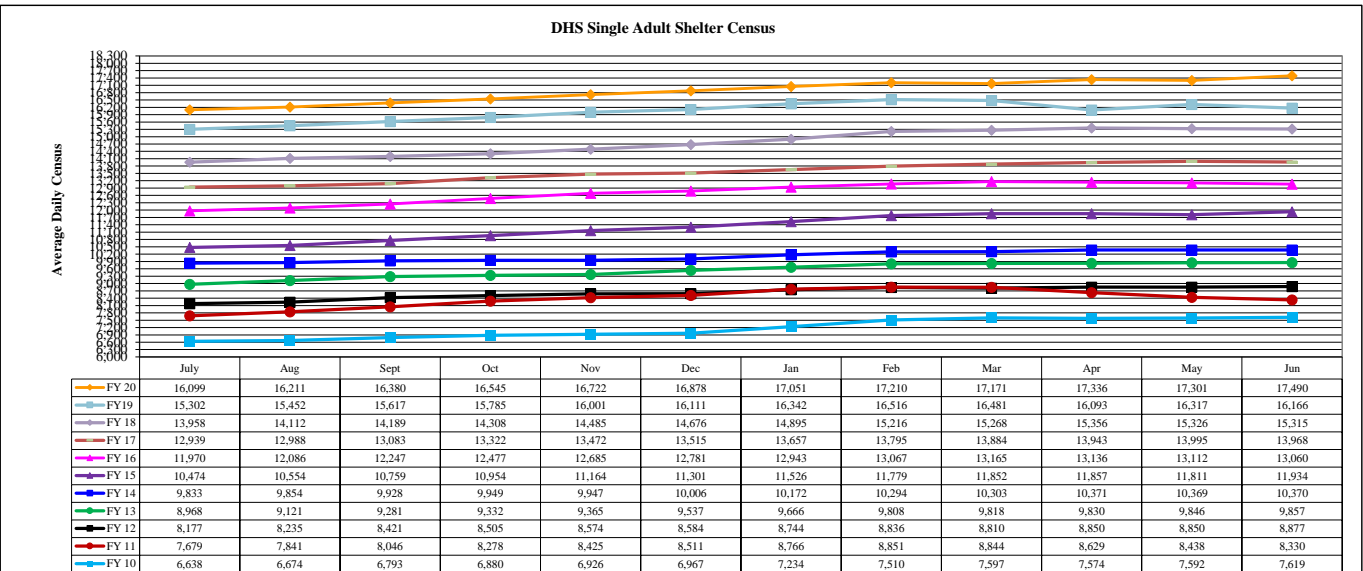
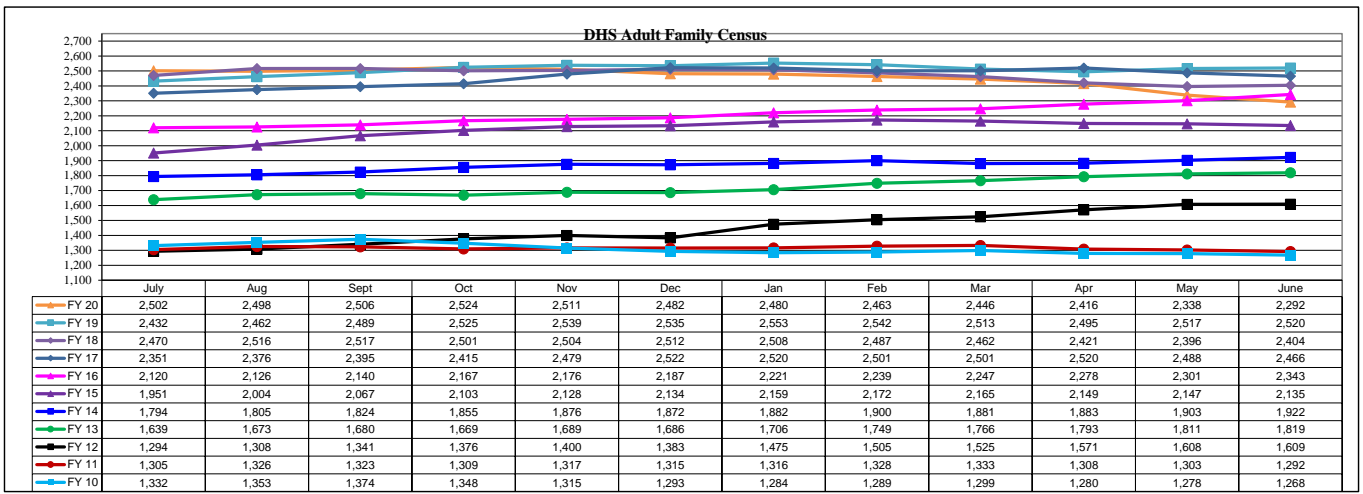
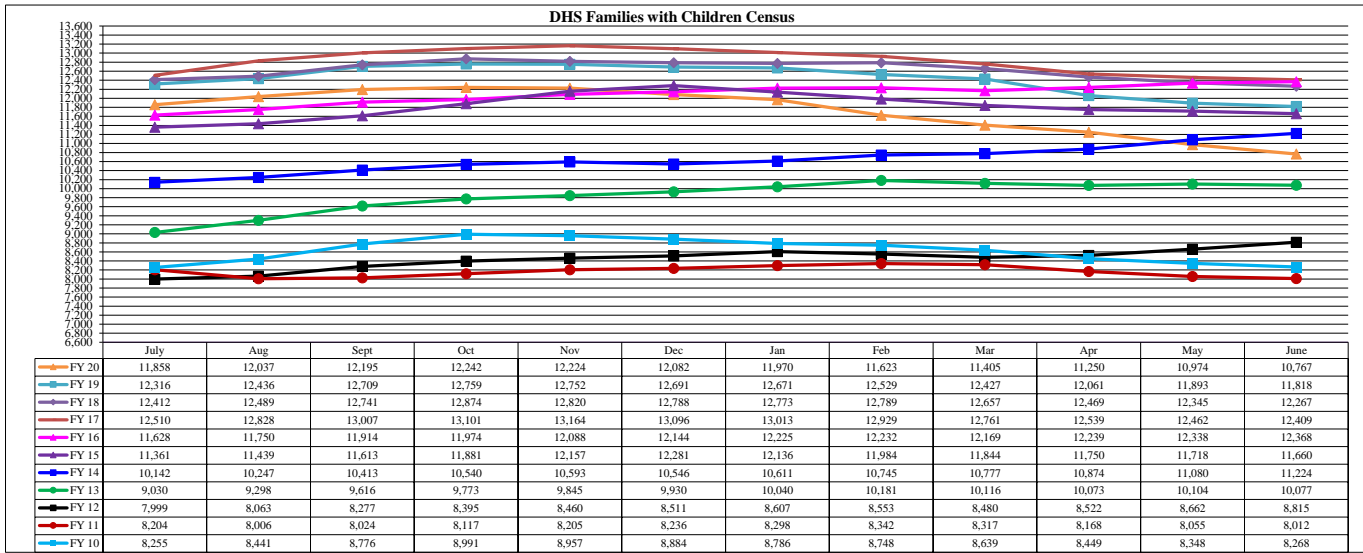
FAMILY INTAKE	
Families Requesting Temporary Housing at PATH	85
Adult Families Requesting Temporary Housing at AFIC	15
Families Placed in Overnight Accommodations	0
Families w/children at PATH Overnight (pre 10PM)	0

TOTAL SHELTER CENSUS	
Adults	36,374
Children	18,716
Total Individuals	55,090

SINGLE ADULTS	
Men	13,141
Women	4,508
Total Single Adults	17,649

FAMILIES WITH CHILDREN CENSUS	
Families	10,542
Adults	14,062
Children	18,716
Individuals	32,778

ADULT FAMILIES CENSUS	
Families	2,208
Individuals (Adults)	4,663



*Due to data conversion the average monthly census for December 2011 and January 2012 for Families with Children and Adult Families is based upon data for a partial month.