

**DAILY REPORT**

6/22/2020

(Data from Sunday, June 21, 2020)

<b>SINGLE ADULTS</b>	
Drop-in Center Clients Served	436
Drop-in Center Overnight Census	144
Faith Bed Census	40
Outreach Contacts	219
Outreach Placements	10
Safe Haven Utilization	1106
Veterans In Short-term Housing	248
Criminal Justice Short-term Housing	131

<b>FAMILY INTAKE</b>	
Families Requesting Temporary Housing at PATH	31
Adult Families Requesting Temporary Housing at AFIC	10
Families Placed in Overnight Accommodations	0
Families w/children at PATH Overnight (pre 10PM)	0

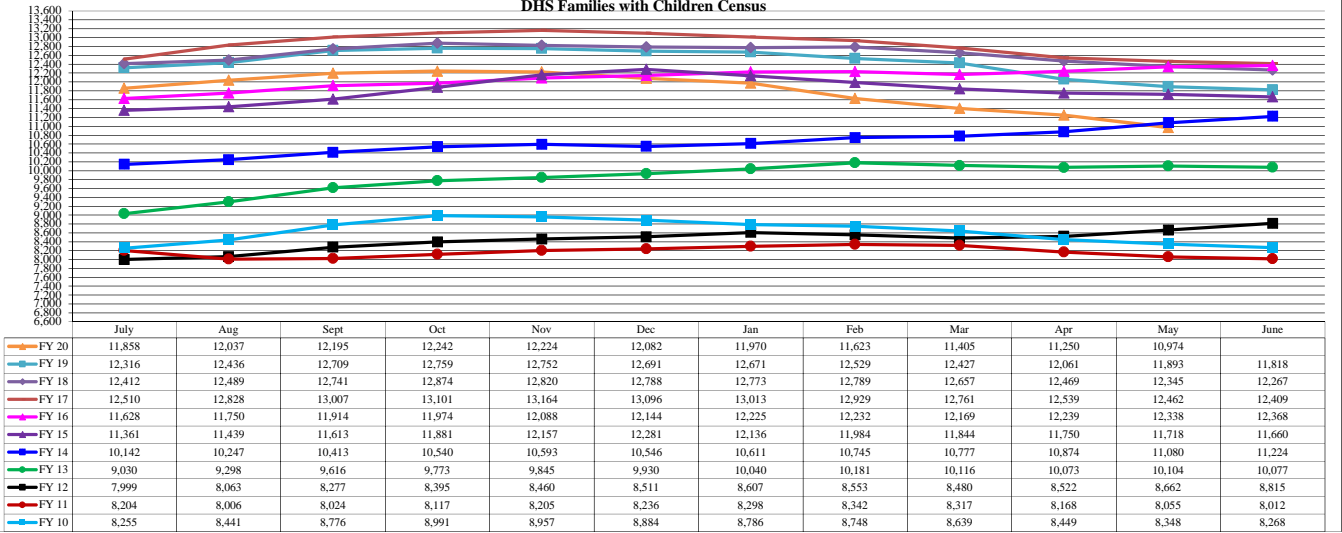
<b>TOTAL SHELTER CENSUS</b>	
Adults	36,638
Children	19,131
<b>Total Individuals</b>	<b>55,769</b>

<b>SINGLE ADULT SHELTER CENSUS</b>	
Men	12,991
Women	4,493
<b>Total Single Adults</b>	<b>17,484</b>

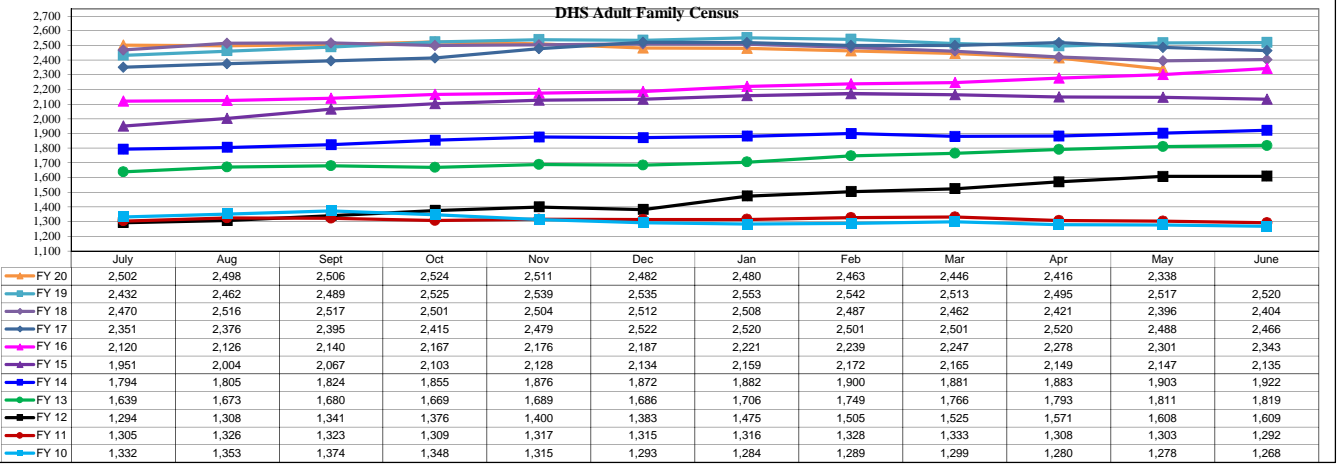
<b>FAMILIES WITH CHILDREN CENSUS</b>	
<b>Families</b>	10,727
Adults	14,338
Children	19,131
<b>Individuals</b>	<b>33,469</b>

<b>ADULT FAMILIES CENSUS</b>	
<b>Families</b>	2,281
<b>Individuals (Adults)</b>	<b>4,816</b>

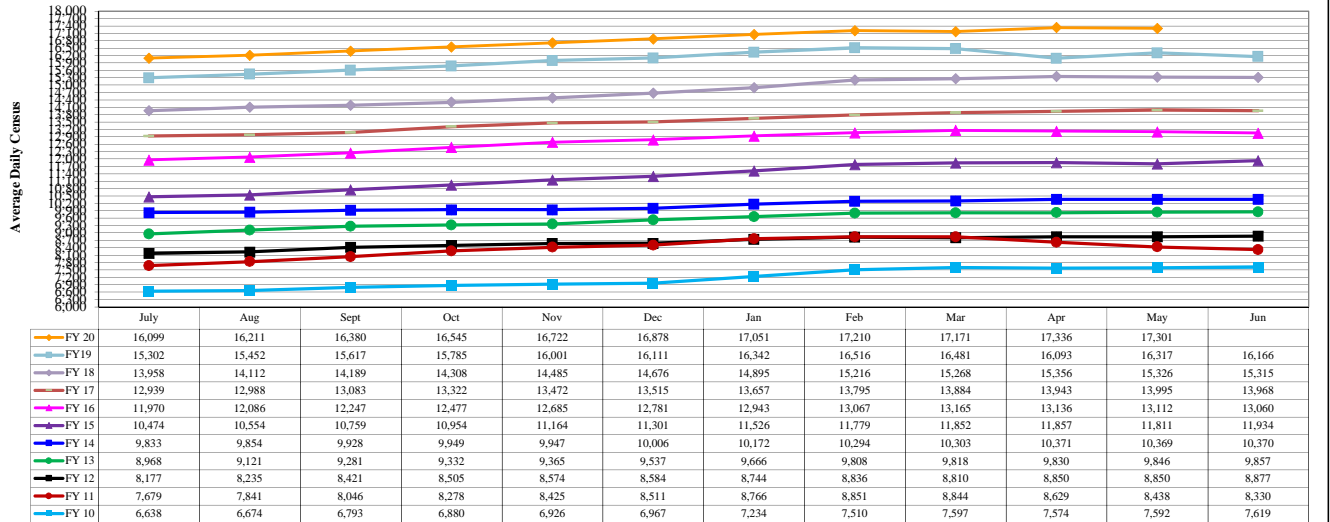
DHS Families with Children Census



DHS Adult Family Census



DHS Single Adult Shelter Census



\*Due to data conversion the average monthly census for December 2011 and January 2012 for Families with Children and Adult Families is based upon data for a partial mon